

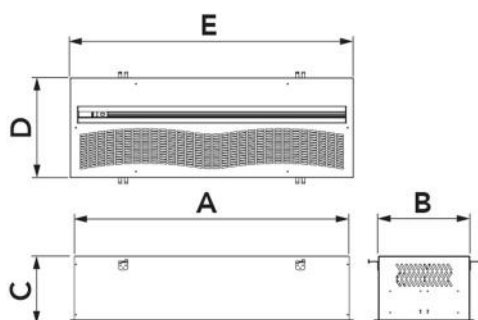
# Built-in centrifugal air curtain at room temperature

- cod. 12300033 - cod. 12300035 - cod. 12450030



## TECHNICAL SPECIFICATIONS:

- 3 models in white
- With speed controller supplied
- Air curtains are designed for indoor use
- Flow adjustment via flaps
- Total integration in the false ceiling
- The unit must be installed horizontally
- Installation height max 3.5 m



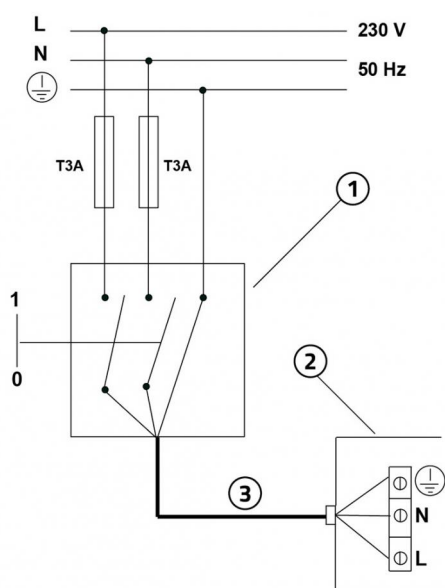
## DIMENSIONS

| CODE     | MODEL | A [mm] | B [mm] | C [mm] | D [mm] | E [mm] |
|----------|-------|--------|--------|--------|--------|--------|
| 12300033 | 1000  |        | 362    | 270    | 396    | 1034   |
| 12300035 | 1500  |        | 362    | 270    | 396    | 1524   |
| 12450030 | 2000  |        | 362    | 270    | 396    | 2034   |

## TECHNICAL DATA

| CODE     | SUPPLY VOLTAGE [V] | FREQUENCY [Hz] | POWER CONSUMPTION [W] | AIR SPEED AT INLET [m/s] | AIR FLOW RATE [m³/h] | SOUND POWER LEVEL [DB(A)] | WEIGHT [kg] | SUITABLE FOR LARGE DOORS [mm]   |
|----------|--------------------|----------------|-----------------------|--------------------------|----------------------|---------------------------|-------------|---------------------------------|
| 12300033 | 230 ac             | 50             | 225                   | 12                       | 1436                 | 60                        | 22          | L1000<br>HMax.3500<br>HMin.1800 |
| 12300035 | 230 ac             | 50             | 300                   | 12                       | 2129                 | 61                        | 33          | L1500<br>HMax.3500<br>HMin.1800 |
| 12450030 | 230 ac             | 50             | 450                   | 12                       | 3197                 | 62                        | 47          | L2000<br>HMax.3500<br>HMin.1800 |

## SINGLE-PHASE POWER SUPPLY AND WIRING DIAGRAM

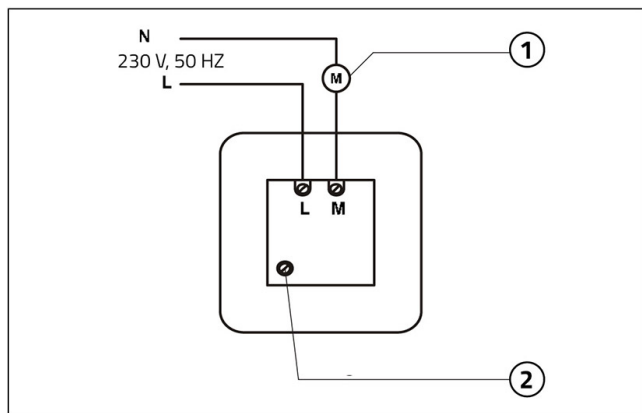


- [1] Omnipolar thermal magnetic protection switch compliant with EN 61508:1
- [2] Power cable 3x2.5 mm<sup>2</sup>
- [3] Electrical connection box

### IMPORTANT!

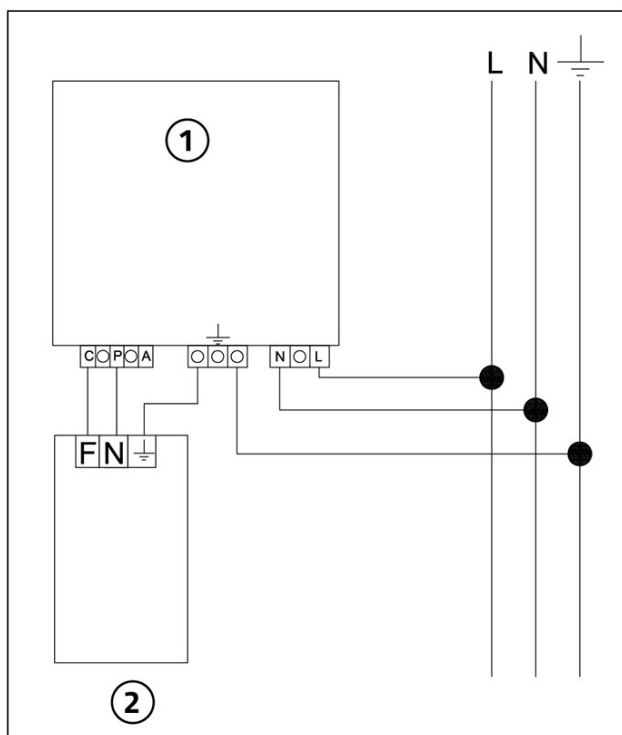
During the electrical connection, the installer must comply with the polarities indicated by the plate in front of the power supply terminal board.

## SPEED REGULATOR ELECTRICAL CONNECTION DIAGRAM FOR 12300033 - 12300035



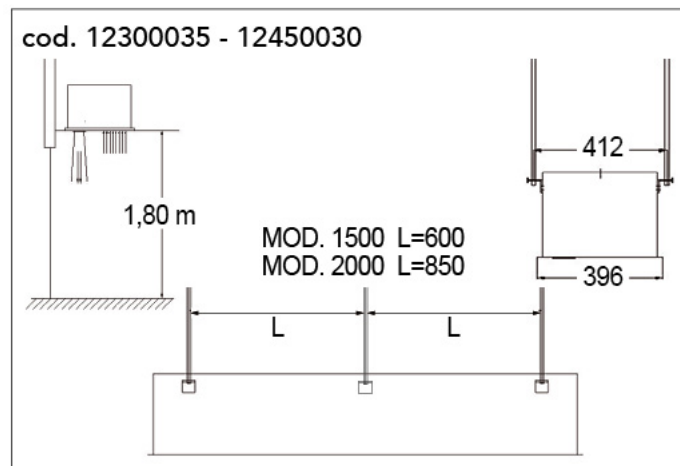
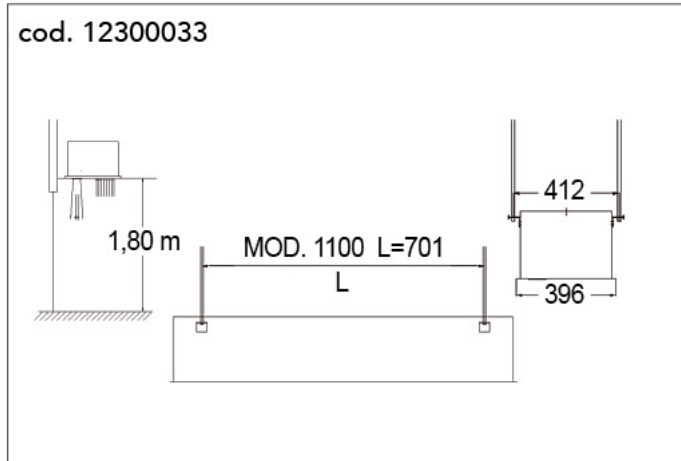
- [1] Air curtain
- [2] Adjustment of the minimum rotation speed

## SPEED REGULATOR ELECTRICAL CONNECTION DIAGRAM FOR 12450030



- [1] Speed regulator
- [2] Air curtain

## INSTALLATION AND START-UP



## ITEMS

| CODE     | DESCRIPTION                                 |
|----------|---|
| 12300033 | "ARIA2 ELEGANCE" 1000 BUILT.IN AIR CURTAINS |
| 12300035 | "ARIA2 ELEGANCE" 1500 BUILT.IN AIR CURTAINS |
| 12450030 | "ARIA2 ELEGANCE" 2000 BUILT.IN AIR CURTAINS |

All rights relating to this publication are the exclusive property of Tecnosystemi SpA.

Tecnosystemi SpA reserves the right to make changes at any time and without notice, for technical or commercial needs.