

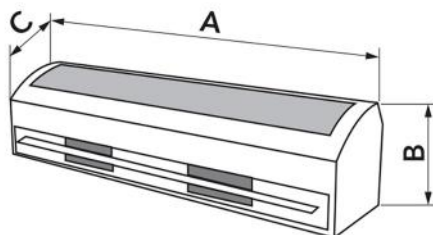
Industrial centrifugal air curtain large flow rates with front extraction

- cod. 12300042 - cod. AAC400001



TECHNICAL SPECIFICATIONS:

- Front air intake
- The unit must be installed horizontally
- Suitable for doors of large dimensions
- Maximum installation height 5 m
- Ideal for industries and warehouses



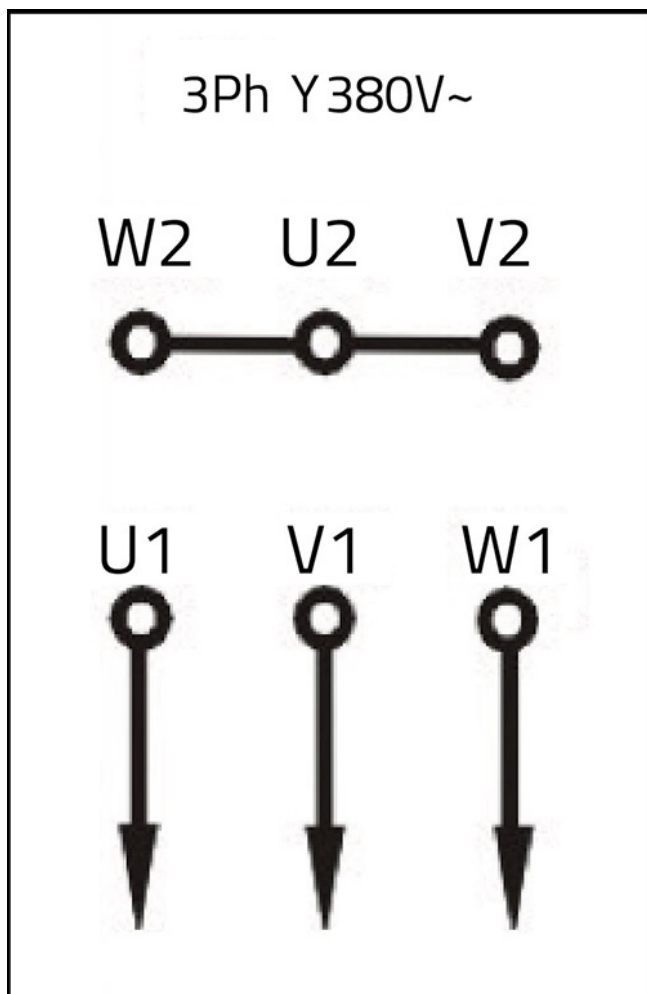
DIMENSIONS

CODE	MODEL	A [mm]	B [mm]	C [mm]	FOR DOORS WITH DIMENSIONS [mm]
12300042	1000	1000	287	297	Hmin.3000 Hmax.5000
AAC400001	1500	1500	287	297	Hmin 3000 Hmax 5000

TECHNICAL DATA

CODE	SUPPLY VOLTAGE [V]	FREQUENCY [Hz]	POWER CONSUMPTION [W]	AIR SPEED AT INLET [m/s]	AIR FLOW RATE [m³/h]	SOUND POWER LEVEL [DB(A)]	WEIGHT [kg]
12300042	380 ac	50	1100	28	3709	64	32,7
AAC400001	380 ac	50	1850	28	5563	68	52

WIRING INSTALLATION DIAGRAM



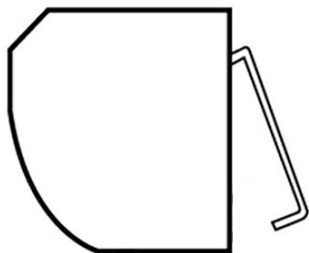
ATTENTION!

The air curtain must be installed by qualified personnel in accordance with Standard IEC 64.8 (electrical connection).

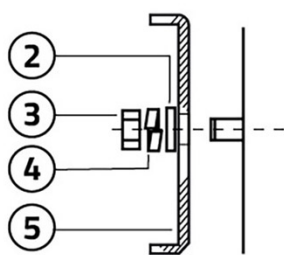
ATTENTION!

Before commissioning the air curtain, make sure that it is not connected to the electrical power supply and wear protective rubber gloves.

INSTALLATION AND START-UP




Unscrew the mounting plate and remove it.



Drill a hole as shown in the instructions and insert the bolt into it, securing it with cement.

- [2] Washer
- [3] Nut
- [4] Elastic washer
- [5] Assembly plate



Install the air curtain on the mounting plate, making sure that it is in the safety position and tighten it with the appropriate screws.

GENERAL WARNINGS

- For safety reasons, the apparatus has to be installed on a solid wall in such a way as to avoid vibration and excessive noise
- Air curtains are designed for indoor use.
- Choose the model according to the installation height: if it is too high, it may adversely affect the operating distance and reduce the effectiveness of the apparatus
- If the door is wider than the air curtain, several units may be installed side-by-side, leaving a space of 20 to 40 mm between one apparatus and the other
- The assembly plate shall be installed on a single, uniform wall
- There has to be a distance of at least 50 mm between the unit and the ceiling
- The unit must be installed horizontally
- The installation height shall not be less than 3 m above the ground
- The connection must be preceded by a three-pole switch with a minimum opening of at least 3 mm between the contacts

ITEMS

CODE	DESCRIPTION
12300042	"ARIA 1 POTENZA" HIGH-CAPACITY INDUSTRIAL AIR CURTAINS 100
AAC400001	HIGH PERFORMING AIR CURTAINS WITH FORNT AIR INTAKE "ARIA 1 POTENZA" 1500

All rights relating to this publication are the exclusive property of Tecnosystemi SpA.

Tecnosystemi SpA reserves the right to make changes at any time and without notice, for technical or commercial needs.