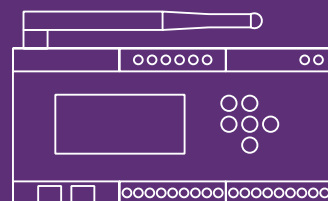
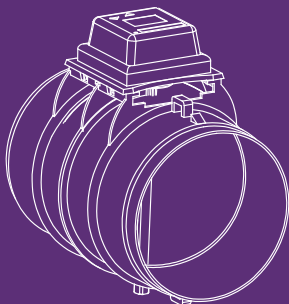
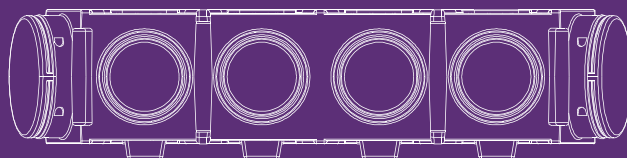







# Galaxy

Multi-Zone Air Control System



Managing temperatures in homes and offices has never been so easy: as of today, ProAir Multi-Zone, **the Multizone Management System entirely designed and built by Tecnosystemi S.p.A., is finally available.** The interaction of the innovative programmable thermostats with the control unit and the motorised dampers or grilles allows for the ideal climate, perfectly integrating the system into any environment thanks to the elegant design. Communication with the control unit via RF radio frequency or wired programmable thermostats guarantees reliability and precision to your system.

**The innovative and practical APP both for Android or IOS operating system allows remote adjustment of each single room by controlling up to 20 systems.**

# PRODUCT INDEX

09

Wall mounted, programmable thermostat, battery-powered, digital, radio frequency "DISCOVERY 3X"



10

Wall mounted, programmable thermostat, battery-powered, digital, radio frequency "MINI-LED ASTRA"



11

Wall mounted, programmable thermostat, battery-powered, digital, radio frequency "MINI-DISCOVERY 3X"



12

Built-in, programmable thermostat wired, digital "STEALTH 3X"




13

Wall-mounted room probe, battery powered, "LEM 3X RF" radiofrequency



14

Control unit with communication protocols, apps, Alexa and Google Home "POLARIS 5X"



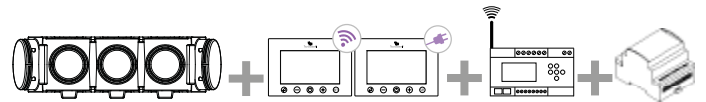
17

Motorised dampers and grilles , relay module for radiant and fan coil systems, window contact and connection cables. Bypass of overpressure



28

How to choose your system  
How to choose the right proair pack for you



29

Proair pack RF RED 2 with eolo plenum  
Proair pack RF RED 2 with insulated metal plenum



31

Proair pack RF BLUE 3 Eolo / Eolo mini  
Proair pack RF BLUE 3 with insulated metal plenum



33

Proair pack RF AMBRA 4 Eolo / Eolo mini  
Proair pack RF AMBRA 4 with insulated metal plenum



35

Proair pack RF PINK 5 Eolo  
Proair pack RF PINK 5 with insulated metal plenum



37

Proair pack RF BROWN 6 Eolo  
Proair pack RF BROWN 6 with insulated metal plenum







# THE IDEAL CLIMATE WHEREVER YOU WANT

Control unit complete with Wi-Fi for remote management up to 16 zones!



## PLUS OF THE PROAIR ZONING CONTROL SYSTEM

Free App available on [App Store](#) and [Google Play](#)



Energy saving



Total design and integration



Plug and Play Solution



Consumption Accounts



Radiant floor control for heating, cooling and fan coils



Programming from App and control via smart speakers such as Alexa and Google Home

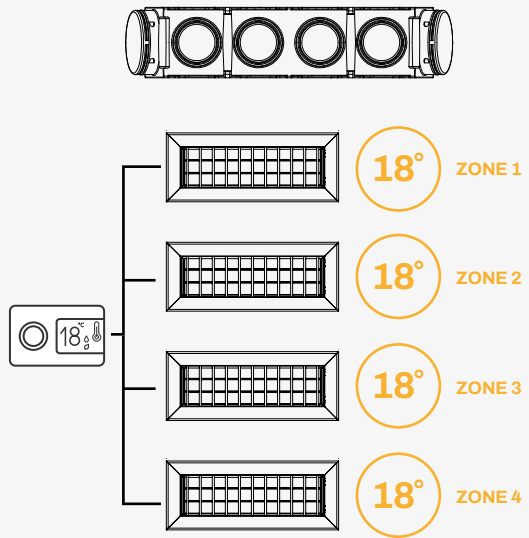


Possibility to set the desired temperature in every single room



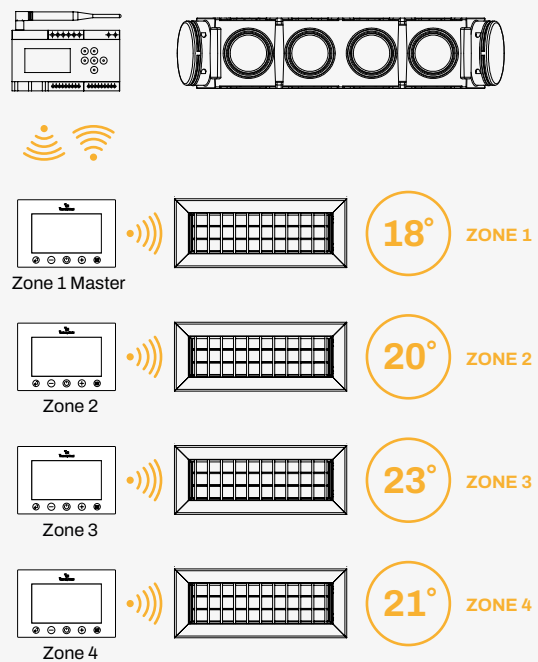
Control unit with color display, with communication protocols dedicated to the main brands of air conditioners

## TRADITIONAL DUCTED SYSTEM



**Regulation of the same temperature for all rooms via the remote control or the wire thermostat supplied.**

## DUCTED SYSTEM WITH DIFFERENTIATED TEMPERATURE MANAGEMENT





# ELEGANT DESIGN AND INTUITIVE DISPLAY

## SUITABLE FOR ANY KIND OF FURNITURE

The range of battery-powered and wired programmable thermostats is characterised by a **quick installation**, making it very easy to use thanks to touch buttons and the **central 4.5" or 2.4" backlit display**.



### ON / OFF

Directly from the programmable thermostat or from the App



### TIME PROGRAMMING

Programme the time slots and the temperature



### PERCENTAGE OF HUMIDITY

Present in the environment  
Humidity control with radiant system



### ZONE VALVE

For radiators, radiant systems and fan coils



### ENERGY SAVING

Comfort function and window contact for zone shutdown



### DAMPER MOVEMENTS

Sets the opening position of the motorised damper or grille



### RADIOFREQUENCY SIGNAL

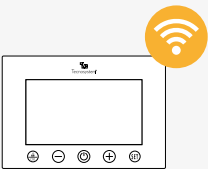
Signal reception indication



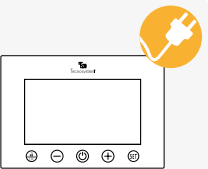
### SUMMER / WINTER

Set the system in cooling or heating

## MODELS




Discovery 3X




Stealth 3X

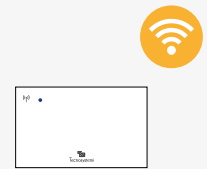
**NEW**




Mini Led Astra



Mini Discovery 3X



Sonda LEM

 **WALL-MOUNTED, BACKLIT PROGRAMMABLE THERMOSTAT TOUCH, BATTERY-RUN, RADIO FREQUENCY**

**TECHNICAL SPECIFICATIONS**

- Power supply battery 4 x 1.5 V type AAA (LR03) supplied
- Battery life 18/24 months (normal use)
- 868 Mhz RF data transmission
- RF signal range 50 m maximum in open field between chronothermostat and "Polaris" control unit
- 4.5" backlit LCD display
- Touch keypad
- Functions: Chrono or manual
- Automatic or manual adjustment of damper and grille
- Thermostat lock
- Temperature scale °C / °F
- RH display in %
- Humidity control in radiant cooling mode with relay module
- Ready for window contact
- AT and set point value
- Clock (AM - PM / 24h)
- Daily and weekly function
- Wall fastening using template, screws and fixing plugs supplied

 **CHRONOTHERMOSTAT MURAL RÉTROÉCLAIRÉ AVEC BATTERIES À FRÉQUENCE RADIO TACTILE**

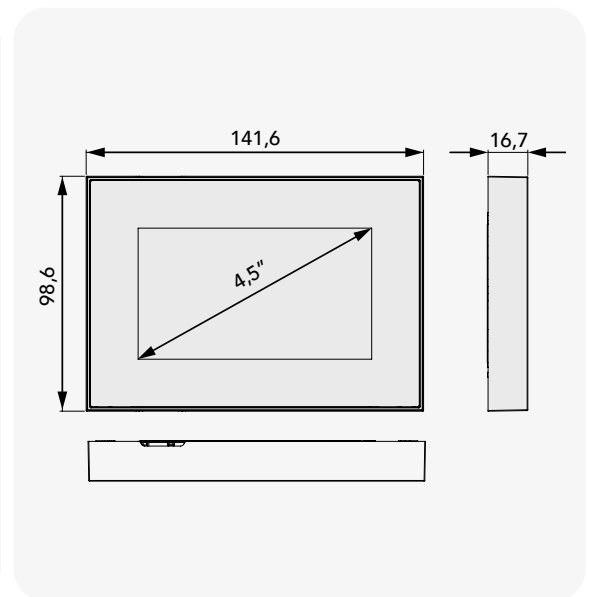
**CARACTÉRISTIQUES TECHNIQUES**

- Alimentation par batterie 4 x 1,5 V type AAA (LR03) fournies
- Autonomie de la batterie 18/24 mois (compte tenu de l'utilisation normale)
- Transmission de données RF 868 Mhz
- Portée du signal RF 50 m max en champ libre entre chronothermostat et unité de contrôle « Polaris »
- Écran LCD rétroéclairé de 4,5 po
- Clavier tactile
- Fonctions chronologiques ou manuelles
- Réglage automatique ou manuel du registre et de la buse
- Bloc chronothermostat
- Échelle de température °C / °F
- Indication de l'HR en %
- Contrôle de l'humidité en mode de refroidissement radiant avec module de relais
- Prêdisposé pour le contact avec la fenêtre
- Valeur de TA et point de consigne
- Horloge (AM - PM / 24h)
- Fonction quotidienne et hebdomadaire
- Montage mural à l'aide du gabarit, des vis et des chevilles fournis

 **WANDMONTIERTES HINTERGRUNDBELEUCHTETES CHRONO-THERMOSTAT MIT BATTERIE, RADIOFREQUENZ, TOUCHDISPLAY**

**TECHNISCHE EIGENSCHAFTEN**

- Versorgung mit Batterie 4 x 1,5 V Typ AAA (LR03) im Lieferumfang enthalten
- Batterielaufzeit 18/24 Monate (unter Berücksichtigung eines normalen Gebrauchs)
- HF-Datenübertragung mit 868 MHz
- RF-Signalreichweite max. 50 m im freien Feld zwischen Chronothermostat und "Polaris"-Steuerung
- 4,5-Zoll-LCD-Display hinterleuchtet
- Touch-Tastatur
- Chronologische oder manuelle Funktionen
- Automatische oder manuelle Verstellung von Klappe und Luftgitter
- Sperre des Chrono-Thermostats
- Temperaturskala °C / °F
- Angabe des UR in %
- Kontrolle der Feuchtigkeit im Strahlungskühlungsmodus mit Relaismodul
- Vorbereitet für Fensterkontakt
- TA- und Sollwert
- Uhr (AM - PM / 24h)
- Tägliche und wöchentliche Funktion
- Wandmontage mit mitgelieferter Lehre, Schrauben und Dübeln



Backlit display


Battery power supply and data transmission by radio frequency.

Virtual reality



Datasheet



CODE	DESCRIPTION	U.M.	 Pieces per box
GAD100005	DISCOVERY 3X WALL-MOUNTED BACKLIT PROGRAMMABLE THERMOSTAT WITH TOUCH, BATTERY-RUN RADIO FREQUENCY	PCS	1

**BACK-LIT TOUCH RADIO-FREQUENCY THERMOSTAT, BATTERY-POWERED FOR WALL INSTALLATION FOR PROAIR SYSTEM**

**TECHNICAL SPECIFICATIONS**

- Power supply battery 2 x 1.5 V type AAA (LR03) supplied
- Battery life 18 months (normal use)
- 868 MHz RF radio frequency data transmission
- RF signal capacity 50 m max in open field between the chronothermostat and the "Polaris 5X" controller
- Touch display with white background
- Backlight 5 sec.
- Functions: Chrono or manual
- Timed or manual features (\*)
- Automatic or manual adjustment of damper and grille
- Thermostat lock
- Temperature scale °C/°F (\*)

**THERMOSTAT TACTILE RÉTRO-ÉCLAIRÉ À RADIOFRÉQUENCE INSTALLATION MURALE AVEC ALIMENTATION PAR PILES POUR LE SYSTÈME PROAIR**

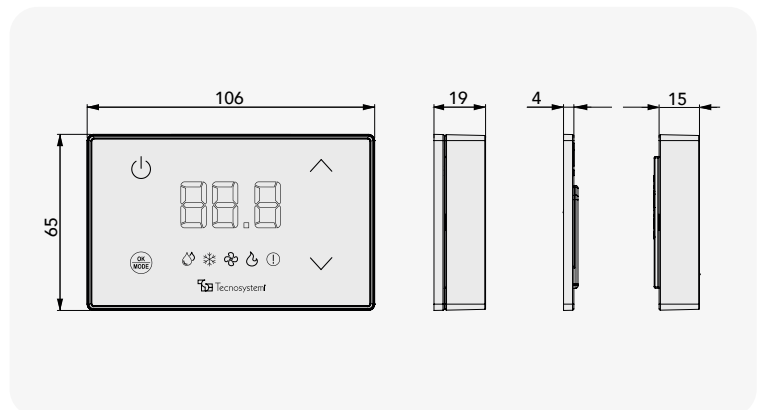
**CARACTÉRISTIQUES TECHNIQUES**

- Alimentation par batterie 2 x 1,5 V type AAA (LR03) fournies
- Autonomie de la batterie 18 mois (compte tenu de l'utilisation normale)
- Transmission de données radiofréquence RF à 868 MHz
- Portée du signal RF 50 m maxi. en champ ouvert entre le chronothermostat et l'unité de commande « Polaris 5X »
- Afficheur tactile à fond blanc
- Rétroéclairage 5 sec.
- Fonctions chronologiques ou manuelles
- Réglage automatique ou manuel du registre et de la buse
- Bloc chronothermostat
- Échelle de température °C/°F (\*)

**HOCHFREQUENZ-TOUCH-THERMOSTAT MIT HINTERGRUNDBELEUCHTUNG, FÜR WANDMONTAGE, BATTERIEGESPEIST, FÜR PROAIR-SYSTEME**

**TECHNISCHE EIGENSCHAFTEN**

- Versorgung mit Batterie 2 x 1,5 V Typ AAA (LR03) im Lieferumfang enthalten
- Batterielaufzeit 18 Monate (unter Berücksichtigung des normalen Gebrauchs)
- Hochfrequenz-Datenübertragung mit 868 MHz
- Reichweite des Signals RF max. 50 m auf freiem Feld zwischen Chronothermostat und Steuereinheit „Polaris 5X“
- Touch-Screen-Display mit weißem Hintergrund
- Hintergrundbeleuchtung 5 Sek.
- Chronologische oder manuelle Funktionen (\*)
- Automatische oder manuelle Verstellung von Klappe und Luftgitter
- Sperre des Chrono-Thermostats
- Temperaturskala °C/°F (\*)



**Master / Slave Function**

CODE	DESCRIPTION	U.M.	Pieces per box
GAD100016	MINI-LED WALL-MOUNTED TOUCH THERMOSTAT ASTRA	PCS	1



**WALL-MOUNTED, BACKLIT PROGRAMMABLE THERMOSTAT TOUCH, BATTERY-RUN, RADIO FREQUENCY**

**TECHNICAL SPECIFICATIONS**

- Power supply battery 2 x 1.5 V type AAA (LR03) supplied
- Battery life 18 months (normal use)
- 868 MHz RF radio frequency data transmission
- RF signal range 50 m maximum in open field between chronothermostat and "Polaris" control unit
- 2.4" backlit LCD display
- Touch display with black numbers and white background
- Backlight 5 sec.
- Functions: Chrono or manual
- Automatic or manual adjustment of damper and grille
- Thermostat lock
- Temperature scale °C/°F (\*)
- AT and set point value
- Ready for window contact
- Clock (AM - PM / 24h) (\*)
- Daily and weekly function
- Wall fastening using template, screws and fixing plugs supplied
- (\*) Time slots can be set by the "Polaris" control unit, by the "Proair Multi-Zone" app or by the Chronothermostat Master

**CHRONOTHERMOSTAT MURAL RÉTROÉCLAIRÉ AVEC BATTERIES À FRÉQUENCE RADIO TACTILE**

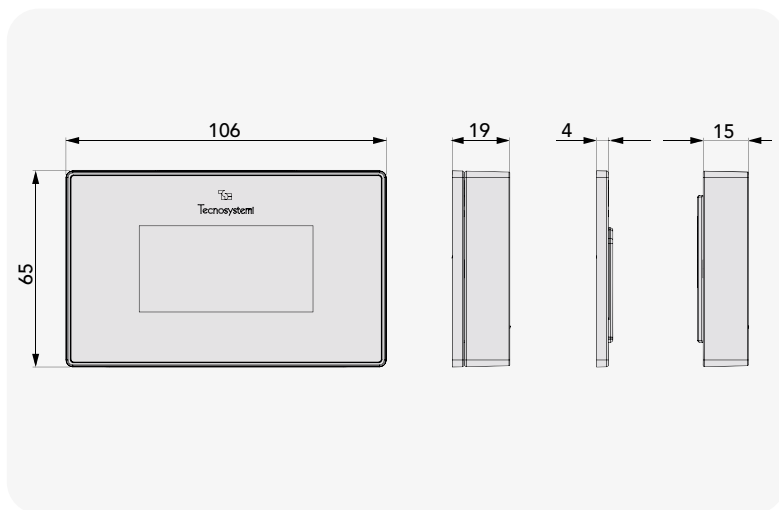
**CARACTÉRISTIQUES TECHNIQUES**

- Alimentation par batterie 2 x 1,5 V type AAA (LR03) fournies
- Autonomie de la batterie 18 mois (compte tenu de l'utilisation normale)
- Transmission de données radiofréquence RF à 868 MHz
- Portée du signal RF 50 m max en champ libre entre chronothermostat et unité de contrôle « Polaris »
- Écran LCD rétroéclairé de 2,4" po
- Écran tactile blanc et chiffres noirs
- Rétroéclairage 5 sec.
- Fonctions chronologiques ou manuelles (\*)
- Réglage automatique ou manuel du registre et de la buse
- Bloc chronothermostat
- Échelle de température °C/°F (\*)
- Valeur de TA et point de consigne
- Prêdisposé pour le contact avec la fenêtre
- Horloge (AM - PM / 24h) (\*)
- Fonction quotidienne et hebdomadaire
- Montage mural à l'aide du gabarit, des vis et des chevilles fournis
- (\*) Plages horaires paramétrables depuis l'unité de contrôle « Polaris », l'application « Proair Multi-Zone » ou le Chronothermostat Master

**WANDMONTIERTES HINTERGRUNDBELEUCHTETES CHRONO-THERMOSTAT MIT BATTERIE, RADIOFREQUENZ, TOUCHDISPLAY**

**TECHNISCHE EIGENSCHAFTEN**

- Versorgung mit Batterie 2 x 1,5 V Typ AAA (LR03) im Lieferumfang enthalten
- Batterielaufzeit 18 Monate (unter Berücksichtigung des normalen Gebrauchs)
- Hochfrequenz-Datenübertragung mit 868 MHz
- RF-Signalreichweite max. 50 m im freien Feld zwischen Chronothermostat und "Polaris"-Steuerung
- 2,4"-Zoll-LCD-Display hinterleuchtet
- Touch-Display mit weißem Hintergrund und schwarzen Zahlen
- Hintergrundbeleuchtung 5 Sek.
- Chronologische oder manuelle Funktionen (\*)
- Automatische oder manuelle Verstellung von Klappe und Luftgitter
- Sperre des Chrono-Thermostats
- Temperaturskala °C/°F (\*)
- TA- und Sollwert
- Vorbereitet für Fensterkontakt
- Uhr (AM - PM / 24h) (\*)
- Tägliche und wöchentliche Funktion
- Wandmontage mit mitgelieferter Lehre, Schrauben und Dübeln
- (\*) Zeitbereiche, die über das Steuergerät "Polaris", die App "Proair Multi-Zone" oder den Master Chronothermostat eingestellt werden können



4.5" Backlit LCD display

The chrono-thermostat must always be paired with a "Discovery 3x" or "Stealth 3x" that will serve as master.

Virtual reality



Datasheet



CODE	DESCRIPTION	U.M.	Pieces per box
GAD100008	MINI DISCOVERY 3X WALL-MOUNTED BACKLIT PROGRAMMABLE THERMOSTAT WITH TOUCH, BATTERY-RUN RADIO FREQUENCY	PCS	1

## BUILT-IN WIRED, BACKLIT, PROGRAMMABLE, TOUCH THERMOSTAT

### TECHNICAL SPECIFICATIONS

- Power supply and data transmission: 4-pin cable
- 4.5" LCD display with white backlit background
- Touch keypad
- Functions: Chrono or manual
- Automatic or manual adjustment of damper and grille
- Timed thermostat lock
- Temperature scale °C / °F
- RH display in %
- Humidity control in radiant cooling mode with relay module
- Ready for window contact
- AT and set point value
- Clock (AM - PM / 24h)
- Daily and weekly function
- Signal range 100 m max between programmable thermostat and POLARIS control unit
- Protrusion from flush wall 15 mm
- Wall fastening on E503 type boxes by means of adapter, screws and fixing plugs (supplied)

## CHRONOTHERMOSTAT ENCASTRÉ ET RÉTROÉCLAIRÉ FILAIRE

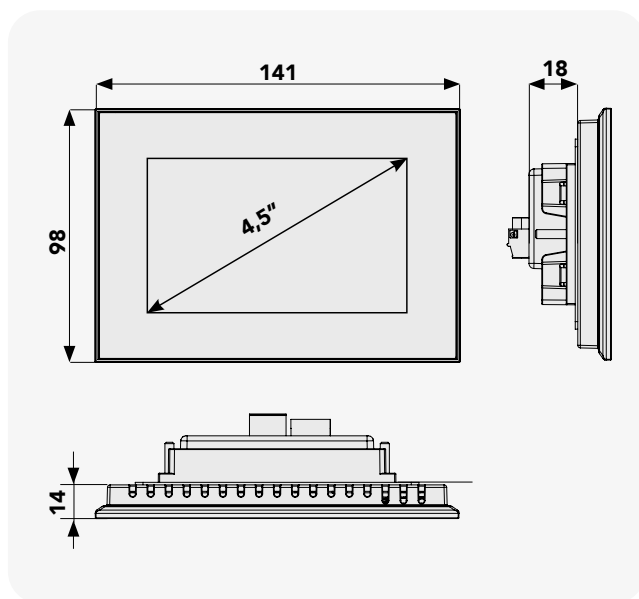
### CARACTÉRISTIQUES TECHNIQUES

- Alimentation et transmission de données : câble à 4 pôles
- Écran LCD 4,5" avec fond blanc rétroéclairé
- Clavier tactile
- Fonctions chronologiques ou manuelles
- Réglage automatique ou manuel du registre et de la buse
- Bloc chronothermostat
- Échelle de température °C / °F
- Indication de l'HR en %
- Contrôle de l'humidité en mode de refroidissement radiant avec module de relais
- Prédéposé pour le contact avec la fenêtre
- Valeur de TA et point de consigne
- Horloge (AM - PM / 24h)
- Fonction quotidienne et hebdomadaire
- Plage de signal de 100 m maxi entre le thermostat programmable et l'unité de commande POLARIS
- Protubérance à partir du bord du mur 15 mm
- Fixation intégré sur les boîtes de type E503 au moyen d'un adaptateur, de vis et de chevilles fournies

## HINTERGRUNDBELEUCHTES EINBAU-CHRONO-THERMOSTAT VERKABELT MIT TOUCHDISPLAY

### TECHNISCHE EIGENSCHAFTEN

- Versorgung und Datenübertragung: 4-poliges Kabel
- 4,5-Zoll-LCD-Display weiß hinterleuchtet
- Touch-Tastatur
- Chronologische oder manuelle Funktionen
- Automatische oder manuelle Verstellung von Klappe und Luftgitter
- Sperre des Chrono-Thermostats
- Temperaturskala °C / °F
- Angabe des UR in %
- Kontrolle der Feuchtigkeit im Strahlungskühlungsmodus mit Relaismodul
- Vorbereitet für Fensterkontakt
- TA- und Sollwert
- Uhr (AM - PM / 24h)
- Tägliche und wöchentliche Funktion
- Reichweite des Signals max. 100 m zwischen Chrono-Thermostat und POLARIS Steuergerät
- Überstand von der Wandkante 15 mm
- Unterputzmontage an Schaltschränken Typ E503 mittels Adapter, Schrauben und Dübel im Lieferumfang enthalten



4.5" Backlit LCD display

Power supply and data transmission by wiring.

Virtual reality



Datasheet



CODE	DESCRIPTION	U.M.	Pieces per box
GAD100015	STEALTH 3X BUILT-IN WIRED BACKLIT PROGRAMMABLE THERMOSTAT WITH TOUCH	PCS	1



 **WALL-MOUNTED ROOM PROBE, BATTERY-POWERED, RADIO FREQUENCY OPERATION**

**TECHNICAL SPECIFICATIONS**

- Power supply: battery 2 x 1.5 V type AAA (LR03) supplied
- Battery life 18 months
- 868 MHz RF radio frequency data transmission
- RF signal range 25 m maximum in open space between probe and "Polaris" control unit
- Room temperature sensor
- Humidity sensor
- Humidity control in radiant cooling mode with relay module
- Blue alert LED activates every 60 seconds
- Wall fastening using template, screws and fixing plugs (supplied)

 **SONDE MURALE EN RADIOFRÉQUENCE AVEC BATTERIES**

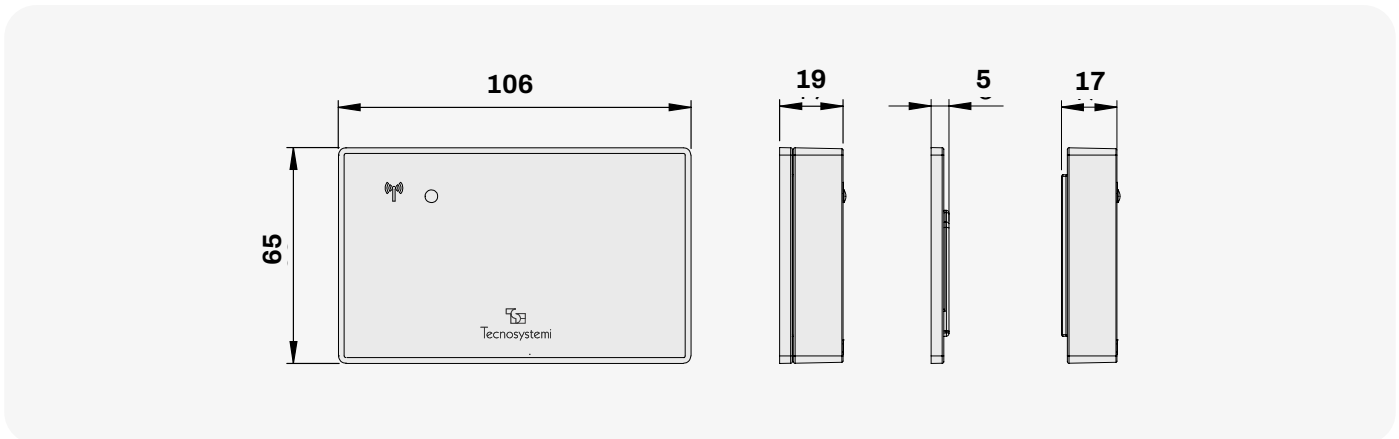
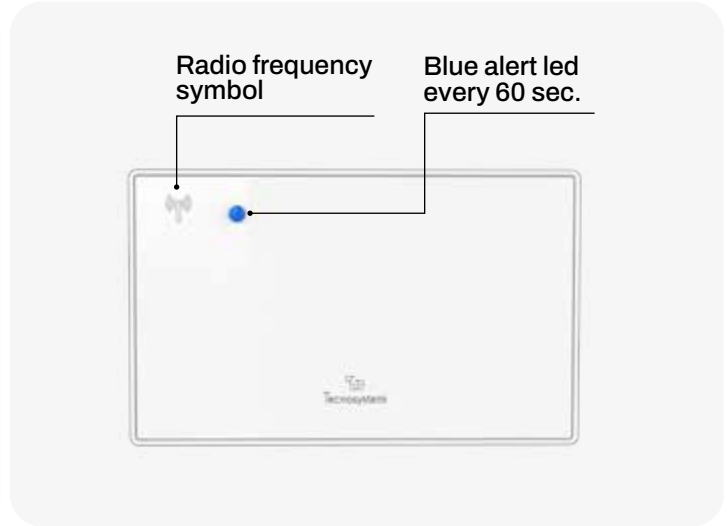
**CARACTÉRISTIQUES TECHNIQUES**

- Alimentation par batterie 2 x 1,5 V type AAA (LR03) fournies
- Autonomie de la batterie 18 mois
- Transmission de données radiofréquence RF à 868 MHz
- Portée du signal RF 50 m max en champ libre entre sonde et unité de contrôle « Polaris »
- Capteur de température ambiante
- Capteur d'humidité
- Contrôle de l'humidité en mode de refroidissement radiant avec module de relais
- LED de signalisation bleue qui s'active toutes les 60 secondes
- Montage mural à l'aide du gabarit, des vis et des chevilles fournis

 **WANDMONTIERTE RAUMSONDE HOCHFREQUENZBATTERIEN**

**TECHNISCHE EIGENSCHAFTEN**

- Versorgung mit Batterie 2 x 1,5 V Typ AAA (LR03) im Lieferumfang enthalten
- Batterielaufzeit 18 Monate
- Hochfrequenz-Datenübertragung mit 868 MHz
- RF-Signalreichweite max. 50 m im freien Feld zwischen Sonde und "Polaris"-Steuergerät
- Raumtemperatursensor
- Feuchtigkeitssensor
- Kontrolle der Feuchtigkeit im Strahlungskühlungsmodus mit Relaismodul
- Blaue Signal-LED, die alle 60 Sekunden aktiviert wird
- Wandmontage mit mitgelieferter Lehre, Schrauben und Dübeln




Power supply battery and radio frequency data transmission.


Lem probes must always be combined with Discovery 3X or Stealth 3X thermostat carrying out the master function.


[Datasheet](#)

CODE	DESCRIPTION	U.M.	Pieces per box
GAD100011	LEM 3X RF WALL-MOUNTED ROOM PROBE WITH RADIO FREQUENCY BATTERIES	PCS	1



 **CONTROL UNIT WITH COLOUR DISPLAY, COMMUNICATION PROTOCOLS AND ALEXA - GOOGLE HOME APP**

 **UNITÉ DE CONTRÔLE UNIQUE AVEC AFFICHAGE COULEUR, PROTOCOLES DE COMMUNICATION ET APPLICATION ALEXA - GOOGLE HOME**

 **POLARIS 5X (WLAN) IN-ZELSTEUERGERÄT MIT FARBDISPLAY, KOMMUNIKATIONS-PROTOKOLLEN UND ALEXA-APP - GOOGLE HOME**

### TECHNICAL SPECIFICATIONS

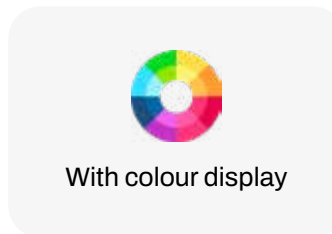
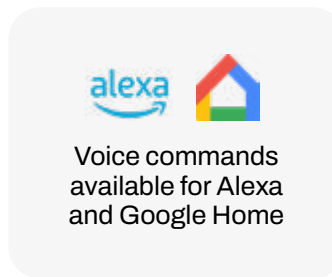
- Membrane configuration keypad
- Data transmission in RF 868 MHz with 50m range in open field
- Data transmission through a 4 x 0.22 cable with a range up to 100 m between Polaris 5X and the last chrono-thermostat
- ON/OFF management
- Dehumidification ON-OFF management in floor cooling mode with EV
- 0-10V management
- 3 speeds management (via relay module)
- Arranged for monitoring the energy consumption of the air conditioning system
- Pre-set for window contact
- Arranged for "ProAir" system control via voice command
- Arrangement for "ProAir" system control via the integrated WI-FI module and PROAIR MULTI-ZONE application
- Over 30 integrated communication protocols
- On/off inputs for alarms
- OUT1 and OUT2 outputs for the management of dampers, grilles, and relay module to manage wall-mounted fan coils and floor radiant systems
- Bootloader feature that allows firmware update of the control unit

### CARACTÉRISTIQUES TECHNIQUES

- Clavier de configuration de la membrane
- Transmission de données RF 868 MHz avec une portée de 50 m en champ libre
- Transmission des données via un câble 4 x 0,22 avec une portée maximale de 100 m entre "Polaris" et le dernier chrono
- Gestion ON/OFF
- Gestion de la déshumidification en opération de refroidissement du sol avec EV
- Gestion 0-10V
- Gestion 3 vitesses (avec module relais)
- Prédéposé pour contrôler la consommation d'énergie du système de climatisation
- Prédéposé pour l'utilisation de contact de fenêtre
- Préparé pour contrôler le système "ProAir" à l'aide de commandes vocales
- Prédéposé pour le contrôle du système "ProAir" via le module WI-FI intégré et l'application "ProAir Multi-zone"
- Plus de 30 protocoles de communication intégrés
- Entrées on/off pour les alarmes
- Sorties OUT1 et OUT2 pour la gestion des registres, des grilles et du module de relais pour la gestion des ventilateurs muraux et des systèmes rayonnants à plancher
- La fonction Bootloader qui permet la mise à jour du firmware de l'unité de contrôle


### TECHNISCHE EIGENSCHAFTEN

- Tastatur für die Membrankonfiguration
- RF-Datenübertragung mit 868 MHz und einer Reichweite von 50 m in offenen Bereichen
- Datenübertragung über Kabel mit 4 x 0,22 und einer maximalen Reichweite von 100 m zwischen "Polaris" und letztem Chrono
- EIN/AUS Verwaltung
- Verwaltung der Entfeuchtung in der Bodenkühlung mit EV
- 0-10V Verwaltung
- Verwaltung mit 3 Geschwindigkeiten (mit Relaismodul)
- Vorbereitet für die Kontrolle des Energieverbrauchs der Klimaanlage
- Vorbereitet für die Verwendung des Fensterkontakts
- Vorbereitet, um das "ProAir"-System mit Sprachbefehlen zu steuern
- Vorbereitet für die Steuerung des "ProAir"-Systems über ein integriertes WLAN-Modul und PROAIR MULTI-ZONE-Anwendung
- Über 30 integrierte Kommunikationsprotokolle
- Ein-/Aus-Eingänge für Alarme
- Ausgänge OUT1 und OUT2 für die Steuerung von Schiebern, Lüftungsöffnungen und Relaismodul für die Steuerung von wandmontierten Gebläsekonvektoren und Fußbodenheizungen
- Bootloader-Funktion, die das Firmware-Update des Steuergerätes ermöglicht



Over 30 integrated communication protocols (see pag. 15)



CODE	DESCRIPTION	U.M.	 Pieces per box
GAD100012	CONTROL UNIT WITH COLOUR DISPLAY, COMMUNICATION PROTOCOLS, APP - ALEXA - GOOGLE HOME -"POLARIS 5X WIFI"CONTROL UNIT WITH COLOUR DISPLAY, COMMUNICATION PROTOCOLS, APP - ALEXA - GOOGLE HOME -"POLARIS 5X WIFI"	PCS	1



# WITH THE POLARIS CONTROL UNIT YOU CAN MANAGE THE SYSTEM WITH ALEXA AND GOOGLE HOME




SETS 20°  
IN THE KITCHEN



## USE THE APP "PROAIR MULTI - ZONE CONTROL SYSTEM" TO CONTROL UP TO 20 UNITS AT ANY TIME, IN ANY PLACE!

To access the control unit functions **use the Tecnosystemi multi-zone control system app**, with which you can monitor and run your system in real time by means of a remote control. Whether you're at home, in the office or travelling, you can remotely control your air conditioning units in a simple, practical way.

**Controlling your home's air conditioning is now even easier!**



Free app available on:



Tecnosystemi

# POLARIS

## COMMUNICATION PROTOCOLS FOR CONTROL UNIT

### TECHNICAL SPECIFICATIONS

Communication protocols are installed in the Polaris 5X control units to send the main settings to the ducted unit, without using the supplied remote control. In this way, the customer can define, in a single action, the operating modes of both the ducted unit and the ProAir system directly from the master programmable thermostat (Discovery 3X or Stealth 3X) or from the App ProAir Multizone.

**Attention: Make sure that the ducted machine provides the infra-red receiver.**

Make sure the protocol is available in the control unit.

**The protocols dedicated to the main commercially available air conditioning units allow assigning the following functions, depending on the type of ducted unit:**

- On / off of ducted unit
- Operating mode: warm - cold - ventilation - dehumidification
- Hot and cold set point
- Fan speed management

**Attention! The aforementioned modes may vary according to the model of the ducted unit that has been installed. Using the control unit models 5X complete with communication protocols does not entail the purchase of the interface for on-off remote control.**

## PROTOCOLES DE COMMUNICATION POUR UNITÉ DE CONTROL

### CARACTÉRISTIQUES TECHNIQUES

Les protocoles de communication sont installés dans l'unité de commande Polaris 5X, qui peut envoyer les principaux réglages à l'unité canalisée, sans utiliser la télécommande fournie. De cette façon, le client pourra définir en une seule action les modes de fonctionnement, tant de l'unité canalisée que du système ProAir, directement à partir du thermostat programmable principal (Discovery 3X ou Stealth 3X ou à partir de l'application ProAir Multizone).

**Assurez-vous que le protocole est présent dans la centrale.**

Selon le type de modèle d'unité canalisée, les protocoles dédiés des principales marques de climatiseurs du marché permettent d'affecter les fonctions suivantes :

- Marche / arrêt de l'unité canalisée
- Modalités de fonctionnement : chaud - froid - ventilation - déshumidification
- Point de consigne chaud et froid
- Gestion de la vitesse du ventilateur

**Attention ! Les modalités énoncées ci-dessus peuvent varier selon le modèle de l'unité canalisée installée. L'utilisation de l'unité de commande Polaris 5X complète avec le protocole de communication n'implique pas l'achat de l'interface pour la commande marche-arrêt à distance.**

## POLARIS 5X (WLAN) IN-ZELSTEUERGERÄT MIT FARBDISPLAY, KOMMUNIKATIONS-PROTOKOLLEN UND ALEXA-APP - GOOGLE HOME

### TECHNISCHE EIGENSCHAFTEN

Die Kommunikationsprotokolle, die die wichtigsten Einstellungen an die kanalisierte Einheit senden können, ohne die mitgelieferte Fernbedienung zu verwenden, sind in den Steuergeräten Polaris 5X installiert. Auf diese Weise kann der Kunde die Betriebsarten sowohl des kanalisierten Geräts als auch des ProAir-Systems in einer einzigen Handhabung direkt am Master-Chronothermostat (Discovery 3X oder Stealth 3X oder ProAir Multizone App) definieren.

**Stellen Sie sicher, dass das Protokoll in der Steuereinheit vorhanden ist.**

Abhängig vom Typ des kanalisierten Gerätemodells erlauben die speziellen **Protokolle der wichtigsten Klimagerätemarken auf dem Markt die Zuordnung der folgenden Funktionen:**

- Ein/Aus der Kanaleinheit
- Betriebsmodus: warm - kalt - Belüftung - Entfeuchtung
- Sollwert beim Kühlen und Heizen
- Verwaltung der Lüfterdrehzahl

**Achtung! Die oben genannten Modi können abhängig vom Modell des installierten kanalisierten Geräts variieren. Die Verwendung der Polaris 5X-Steuereinheit einschließlich Kommunikationsprotokoll bedeutet nicht den Kauf der Schnittstelle für die Ein-Aus-Fernbedienung.**



DAIKIN

SAMSUNG

PANASONIC

TOSHIBA

Haier

FUJITSU

GREE

Fuji Electric

Hisense

LG

MITSUBISHI HEAVY INDUSTRIES, LTD.

HITACHI

parkair energy solutions

VIESSMANN

AERMEC

GENERAL

ARGO

CLIVET

STORM

SABIANA


tekno point

fiorini

IDEMA

MIDEA

SINCLAIR



Only available for machines supplied with remote control



**MOTORIZED CIRCULAR DAMPER / MOTORIZED CIRCULAR BY-PASS**

**TECHNICAL SPECIFICATIONS**

- Removable motor that can be positioned at: 0° - 90° - 180° - 270° - 360°
- Made of anti-condensate plastic material
- Ensures thermal insulation between the inner and outer surfaces

**MADE OF ANTI-CONDENSATION ABS PLASTIC**

**FERMETURE CIRCULAIRE MOTORISÉE/PASSE CIRCULAIRE MOTORISÉ**

**CARACTÉRISTIQUES TECHNIQUES**

- Moteur amovible qui peut être positionné à : 0° - 90° - 180° - 270° - 360°
- Fabriqué en matière plastique anti-condensation
- Assure l'isolation thermique entre la surface intérieure et la surface extérieure

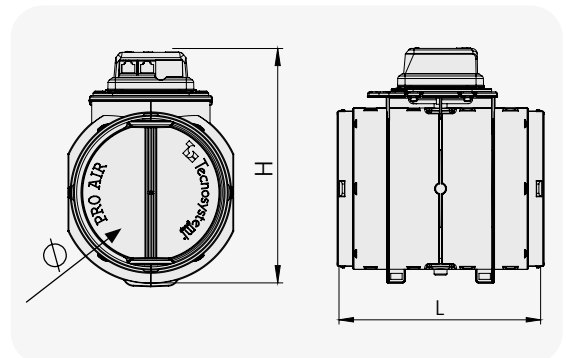
**FABRIQUÉ EN MATIÈRE PLASTIQUE WANTI-CONDENSATION**

**MOTORISIERTE KREISKLAPPE / MOTORISIERTER KREISBYPASS**

**TECHNISCHE EIGENSCHAFTEN**

- Abnehmbarer Motor, der positioniert werden kann bei: 0° - 90° - 180° 270° - 360°
- Hergestellt aus Antikondensations-Kunststoff
- Gewährleistet die thermische Isolierung zwischen Innen- und Außenfläche

**HERGESTELLT AUS ANTIKONDENSATIONS-KUNSTSTOFF**



**ATTENTION!** Use only Tecnosystemi cables - do not use cables other than those indicated in order not to compromise the correct functioning of the system. **It's obligatory to always provide the inspection hatch to access the control unit and the dampers.** Always install the dampers with the motor facing downwards.

Virtual reality



Datasheet



CODE	DIMENSIONS			MAX AIR FLOW RATE	U.M.	Pieces per box
	Ø COUPLER [mm]	H [mm]	L [mm]			
GAD300019	150	218	190	388	PSC	1
GAD300020	200	268	190	678	PSC	1

**FIXING COLLAR ON PLENUM FOR MOTORIZED DAMPER Ø 150 - 200**

**COLLIER DE FIXATION SUR PLÉNUM POUR REGISTRE MOTORISÉ Ø 150 - 200**


**BEFESTIGUNGSSCHELLE AM PLENUM FÜR MOTORISIERTE KLASPE Ø 150 - 200**



CODE	Ø [mm]	U.M.	Pieces per box
GAD300021	150	PSC	1
GAD300022	200	PSC	1

Datasheet



 **MOTORIZED CIRCULAR DAMPER / MOTORIZED CIRCULAR BY-PASS**

**TECHNICAL SPECIFICATIONS**

- Removable motor that can be positioned at: 0 - 33 - 66 - 100%
- Ensures thermal insulation between the inner and outer surfaces


**MADE OF ANTI-CONDENSATION ABS PLASTIC**

 **FERMETURE CIRCULAIRE MOTORISÉE/PASSE CIRCULAIRE MOTORISÉ**

**CARACTÉRISTIQUES TECHNIQUES**

- Moteur amovible qui peut être positionné à : 0 - 33 - 66 - 100%
- Assure l'isolation thermique entre la surface intérieure et la surface extérieure

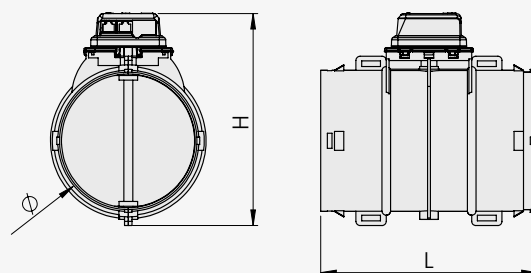
**FABRIQUÉ EN MATIÈRE PLASTIQUE ANTI-CONDENSATION**

 **MOTORISIERTE KREISKLAPPE / MOTORISIERTER KREISBYPASS**

**TECHNISCHE EIGENSCHAFTEN**

- Abnehmbarer Motor, der positioniert werden kann bei: 0 - 33 - 66 - 100%
- Gewährleistet die thermische Isolierung zwischen Innen- und Außenfläche

**HERGESTELLT AUS ANTIKONDENSATIONS-KUNSTSTOFF**




**ATTENTION!** Use only Tecnosystemi cables - do not use cables other than those indicated in order not to compromise the correct functioning of the system. **It's obligatory to always provide the inspection hatch to access the control unit and the dampers.** Always install the dampers with the motor facing downwards.


**Video**





**Datasheet**




CODE	DIMENSIONS			MAX AIR FLOW RATE	U.M.	 Pieces per box
	Ø COUPLER [mm]	H [mm]	L [mm]	m³/h		
11181530	250	330	280	1060	PSC	1
11181540	300	380	350	1526	PSC	1

 **FIXING COLLAR ON PLENUM FOR MOTORIZED CIRCULAR DAMPER Ø 150 - 200 - 250 - 300**

 **COLLIER DE FIXATION SUR PLÉNUM POUR VANNE CIRCULAIRE MOTORISÉE Ø 150 - 200 - 250 - 300**


 **BEFESTIGUNGSSCHELLE AM PLENUM FÜR MOTORISIERTEN RUNDKLAPPEN Ø 150 - 200 - 250 - 300**



CODE	Ø [mm]	U.M.	 Pieces per box
C20000806	150	PSC	1
C20000807	200	PSC	1
C20000808	250	PSC	1
C20000809	300	PSC	1

**Datasheet**



 **MOTORIZED CIRCULAR DAMPER / MOTORIZED CIRCULAR BY-PASS FOR SYSTEM**

**TECHNICAL SPECIFICATIONS**

- Removable motor that can be positioned at: 0 - 33 - 66 - 100%
- Ensures thermal insulation between the inner and outer surfaces


**MADE OF WHITE-PAINTED ALUMINIUM**

 **FERMETURE CIRCULAIRE MOTORISÉE/PASSE CIRCULAIRE MOTORISÉ POUR SYSTÈME**

**CARACTÉRISTIQUES TECHNIQUES**

- Moteur amovible qui peut être positionné à : 0 - 33 - 66 - 100%
- Assure l'isolation thermique entre la surface intérieure et la surface extérieure

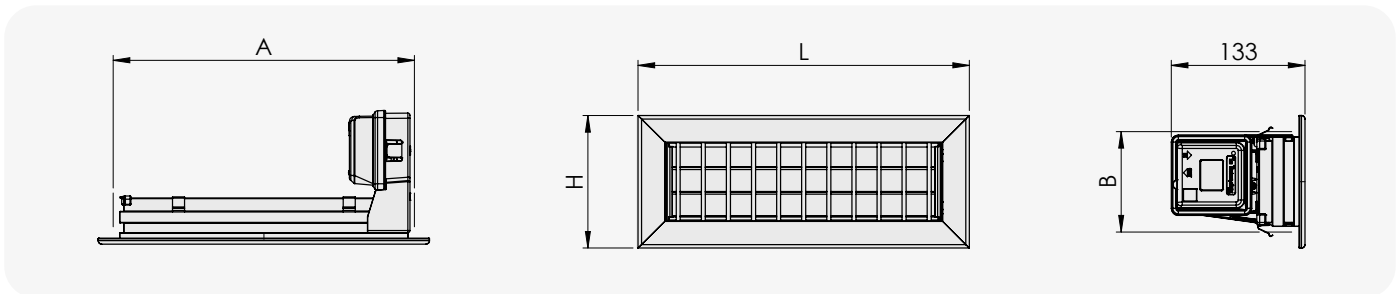
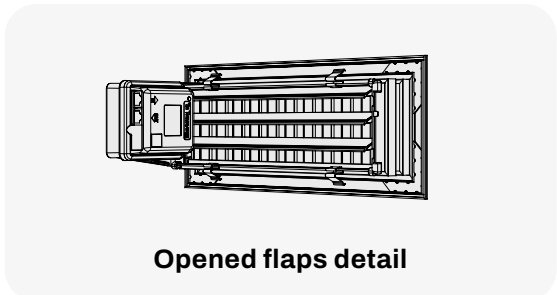
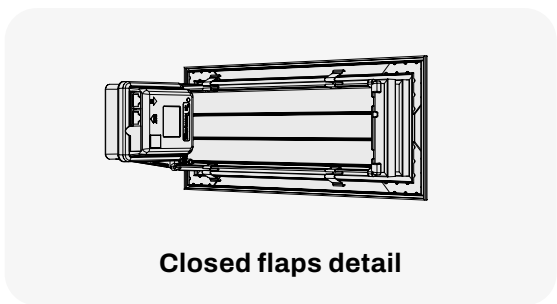

**RÉALISÉES EN ALUMINIUM PEINT EN BLANC**

 **MOTORIZIERTE KREISKLAPPE / MOTORISIERTER KREISBYPASS FÜR SYSTEM**

**TECHNISCHE EIGENSCHAFTEN**


- Abnehmbarer Motor, der positioniert werden kann bei: 0 - 33 - 66 - 100%
- Gewährleistet die thermische Isolierung zwischen Innen- und Außenfläche

**GEFERTIGT AUS WEISS LACKIERTEM ALUMINIUM**



**For plenums see page 10 of the PROJECT WIND catalog**

**ATTENTION!** Use only Tecnosystemi cables - do not use cables other than those indicated in order not to compromise the correct functioning of the system.

CODE	A	B	L	H	MAX AIR FLOW	SPEED	U.M.	 Pieces per box
	[mm]	[mm]	[mm]	[mm]	[m³/h]	[m/s]		
11181610	300	100	332	132	400	6,9	PSC	1
11181620	300	150	332	182	500	5,8	PSC	1
11181630	300	200	332	232	900	6,2	PSC	1
11181640	400	100	432	132	500	5,8	PSC	1
11181650	400	150	432	182	900	6,2	PSC	1
11181660	400	200	432	232	1200	6,8	PSC	1
11181670	500	100	532	132	700	6,2	PSC	1
11181680	500	150	532	182	1200	6,8	PSC	1

**Video**



**Datasheet**





**RELAY MODULE FOR RADIANT SYSTEMS AND FAN COILS**

**TECHNICAL SPECIFICATIONS**

- Connection to system with RJ45 plug connectors for 8-wire cables
- Fastening on DIN rail
- 2 modules dimensions W 70 x H 90 x D 62
- Power supply 24 Vdc
- 4 Output relays
- 4 LEDs to indicate the status of the relay
- LEDs for signalling and diagnostics
- Input for external temperature sensor (type ntc 10kΩ at 25°C, not supplied)
- Contact rating:
  - maximum resistive load 8A at 230 VAC

**MODULE RELAIS POUR SYSTÈMES RADIANTS ET VENTILATEURS**

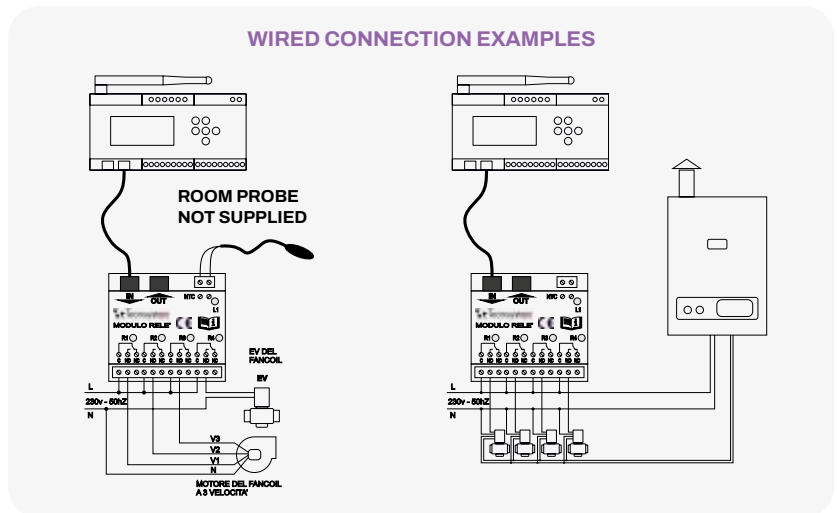
**CARACTÉRISTIQUES TECHNIQUES**

- Raccordement au système avec connecteurs RJ45 pour câbles à 8 pôles
- Fixation sur rail DIN
- 2 modules dimensions L 70 x H 90 x P 62
- Alimentation 24 Vcc
- 4 relais de sortie
- 4 LED pour l'indication de l'état du relais
- LED pour la signalisation et le diagnostic
- Entrée pour capteur de température externe (type ntc 10kΩ à 25°C, non fourni)
- Capacité de contact :
  - 8A à 230 Vac charge résistive maximale

**RELAISMODUL FÜR STRALUNGSSYSTEME UND LÜFTERSPULEN**

**TECHNISCHE EIGENSCHAFTEN**

- Anschluss an das System mit RJ45-Steckverbindern für 8-polige Kabel
- Befestigung an DIN Führung
- 2 Abmessungen moduls L 70 x H 90 x T 62
- Stromversorgung 24 Vdc
- 4 Ausgangsrelais
- 4 LED für Statusanzeige des Relais
- LED für Signalisierung und Diagnose
- Eingang für externen Temperatursensor (Typ ntc 10kΩ bei 25°C, nicht mitgeliefert)
- Kontaktkapazität:
  - 8 A bei 230 Vac maximale ohmsche Last



[Datasheet](#)

CODE	DESCRIPTION	U.M.	Pieces per box
11181407	RELAY MODULE FOR FAN COIL OR ZONE VALVES	PSC	1



**CONSUMPTION METER FOR PROAIR SYSTEM**

**TECHNICAL SPECIFICATIONS**

- 2 modules dimensions W 70 x H 90 x D 62
- Fastening on DIN rail
- Radio frequency data transmission with the "Polaris 5X" control unit
- Current sensor supplied
- LEDs for signalling and diagnostics
- Can only be combined with "Polaris 5X" control unit

**COMPTEUR DE CONSOMMATION POUR LE SYSTÈME PROAIR**

**CARACTÉRISTIQUES TECHNIQUES**

- 2 modules dimensions L 70 x H 90 x P 62
- Fixation sur rail DIN
- Transmission radiofréquence avec l'unité de contrôle « Polaris 5X »
- Capteur de courant fourni
- LED pour la signalisation et le diagnostic
- Peut être couplé uniquement à l'unité de contrôle « Polaris 5X »

**VERBRAUCHSZÄHLER FÜR PROAIR-SYSTEM**

**TECHNISCHE EIGENSCHAFTEN**

- 2 Abmessungen moduls L 70 x H 90 x T 62
- Befestigung an DIN Führung
- RF-Übertragung mit Steuergerät „Polaris 5X“
- Stromsensor im Lieferumfang enthalten
- LED für Signalisierung und Diagnose
- Kann nur mit dem Steuergerät „Polaris 5X“ kombiniert werden



**MADE IN ITALY**

**Only for Polaris 5X control unit**

All parameters can be viewed in the proair multi-zone app

CODE	DESCRIPTION	U.M.	Pieces per box
GAD100014	CONSUMPTION METER FOR PROAIR SYSTEM	PSC	1

[Datasheet](#)



**WINDOW CONTACT IN RADIO FREQUENCY FOR PROAIR SYSTEM (ALSO PREPARED FOR WIRING)**

**TECHNICAL SPECIFICATIONS**

- Power supply CR2032 battery (supplied as standard)
- RF transmission with "Polaris" control unit
- RF module and magnet
- RF module provided with terminal for management of a wired window contact
- Red window open LED
- Can be configured by the "Polaris" control units for Badge Management
- RF transmitter module dimensions 95 x 29 x 20 mm
- Dimensions of magnet 38 x 19 x 13 mm

**CONTACT DE FENÊTRE EN RADIO POUR SYSTÈME PROAIR FRÉQUENCE (ÉGALEMENT PRÉDISPOSÉ POUR LE CÂBLAGE)**


**CARACTÉRISTIQUES TECHNIQUES**

- Alimentation par batterie CR2032 (fournie de série)
- Transmission RF avec l'unité de contrôle « Polaris »
- Composée d'un module RF et d'un aimant
- Module RF muni d'une borne pour la gestion d'un contact de fenêtre câblé
- LED de signalisation rouge à fenêtre ouverte
- Peut être configuré par les unités de contrôle « Polaris » pour la gestion des Badges
- Dimensions du module émetteur RF 95 x 29 x 20 mm
- Taille de l'aimant 38 x 19 x 13 mm

**HOCHFREQUENZ-FENSTERKONTAKT FÜR PROAIR-SYSTEM (AUCH FÜR VERDRÄHTUNG AUSGELEGT)**

**TECHNISCHE EIGENSCHAFTEN**

- CR2032 Batterieversorgung (serienmäßig im Lieferumfang enthalten)
- RF-Übertragung mit Steuergerät „Polaris“
- Bestehend aus RF-Modul und Magnet
- RF-Modul mit einem Terminal zur Verwaltung eines verdrahteten Fensterkontakts
- Rote LED Signalisierung offenes Fenster
- Konfigurierbar durch "Polaris" Ausweisverwaltungseinheiten
- Sendermodulmasse RF 95 x 29 x 20 mm
- Masse Magnet 38 x 19 x 13 mm



**EXAMPLE WITH RF TRANSMITTER MODULE**



**EXAMPLE WITH RF TRANSMITTER MODULE WITH WIRING**



**INSTALLATION WITH RF TRANSMITTER**

Application recommended for wireless installation. In this mode, the RF transmitter or multiple RF transmitters associated with a zone, transmit directly to the control unit.

**WIRED INSTALLATION WITH RF TRANSMITTER**

Recommended application when the RF transmitter and the Polaris control unit are out of RF range. A wired window contact (not supplied by Tecnosystemi), will be connected to the terminal board available in the radio module of the RF transmitter which will send the signal for opening or closing of the window via RF to the control unit.

**Datasheet**

CODE	DESCRIPTION	U.M.	Pieces per box
GAD400254	WINDOW CONTACT FOR PROAIR SYSTEM	PSC	1





### LABELLED CONNECTION CABLE FOR PROAIR MULTI-ZONE SYSTEM - 8 POLES

#### TECHNICAL SPECIFICATIONS

- Cable in accordance with EN 13602
- RJ45 plug connectors
- Lengths from 0.5 - 1 - 3 - 6 - 10 m
- 8-pole telephone cable



### CÂBLE DE CONNEXION EN TÊTE POUR SYSTÈME PROAIR MULTI-ZONE - 8 PÔLES

#### CARACTÉRISTIQUES TECHNIQUES

- Câble conforme à la norme EN 13602
- Connecteurs enfichables RJ45
- Longueurs de 0,5 - 1 - 3 - 6 - 10 m
- Câble téléphonique à 8 pôles



### TERMINIERTES ANSCHLUSSKABEL FÜR PROAIR MULTI-ZONE SYSTEM - 8-POLIG


#### TECHNISCHE EIGENSCHAFTEN

- Kabel nach EN 13602
- RJ45-Steckverbinder
- Längen von 0,5 - 1 - 3 - 6 - 10 m
- 8-poliges Telefonkabel



#### For Proair Multi-Zone System

**ATTENTION!** Use only Tecnosystemi cables - do not use cables other than those indicated in order not to compromise the correct functioning of the system.

CODE	DESCRIPTION	U.M.	 Pieces per box
11181710	CONNECTION CABLE WITH CONNECTOR FOR PRO AIR MULTI-ZONE SYSTEMS 0,5m	PSC	1
11181720	CONNECTION CABLE WITH CONNECTOR FOR PRO AIR MULTI-ZONE SYSTEMS 1m	PSC	1
11181730	CONNECTION CABLE WITH CONNECTOR FOR PRO AIR MULTI-ZONE SYSTEMS 3m	PSC	1
11181740	CONNECTION CABLE WITH CONNECTOR FOR PRO AIR MULTI-ZONE SYSTEMS 6m	PSC	1
11181750	CONNECTION CABLE WITH CONNECTOR FOR PRO AIR MULTI-ZONE SYSTEMS 10m	PSC	1

Datasheet



### SKEIN CONNECTION CABLE FOR PROAIR MULTI-ZONE SYSTEM - 8 POLES

#### TECHNICAL SPECIFICATIONS

- Cable in accordance with EN 13602
- 100 m reel
- 8-pole telephone cable



### CÂBLE DE CONNEXION À BROCHE POUR SYSTÈME MULTI-ZONE PROAIR - 8 PÔLES

#### CARACTÉRISTIQUES TECHNIQUES

- Câble conforme à la norme EN 13602
- Bobine de 100 m
- Câble téléphonique à 8 pôles



### ANSCHLUSSKABEL AUF SPULE FÜR DIE SYSTEME PROAIR MULTI-ZONE - 8-POLIG

#### TECHNISCHE EIGENSCHAFTEN


- Kabel nach EN 13602
- 100 m Strang
- 8-poliges Telefonkabel



100 m

#### For Proair Multi-Zone System

**ATTENTION!** Use only Tecnosystemi cables - do not use cables other than those indicated in order not to compromise the correct functioning of the system.

CODE	DESCRIPTION	U.M.	 Pieces per box
11181760	CONNECTION CABLE HANK PRO AIR MULTI-ZONE SYSTEM 100m	PSC	1

Datasheet



**100 M SKEIN CONNECTION CABLE FOR STEALTH 3X 4-POLE WIRED BUILT-IN PROGRAMMABLE THERMOSTAT**

**TECHNICAL SPECIFICATIONS**

- 4 x 0.22 shielded cable
- 100 m reel
- 4-pole cable

**CÂBLE DE CONNEXION EN ÉCHEVEAU 100 M POUR THERMOSTAT PROGRAMMABLE ENCASTRÉ CÂBLE STEALTH 3X - 4 PÔLES**

**CARACTÉRISTIQUES TECHNIQUES**

- Câble 4 x 0,22 blindé
- Bobine de 100 m
- Câble à 4 pôles

**ANSCHLUSSKABEL AUF 100-M-SPULE FÜR VERKABELTES EINBAU-CHRONO-THERMOSTAT STEALTH 3X - 4-POLIG**

**TECHNISCHE EIGENSCHAFTEN**

- 4 x 0,22 abgeschirmtes Kabel
- 100 m Strang
- 4-poliges Kabel



For built-in wired backlit Stealth 3X thermostat



CODE	DESCRIPTION	U.M.	Pieces per box
11181764	100m CONNECTION CABLE HANK FOR "STEALTH 2X2 BUILT-IN, CABLED CHRONO-THERMOSTAT	PSC	1

Datasheet



**TSTC1**



**NETWORK CABLE TESTER**

**TECHNICAL SPECIFICATIONS**

- Suitable for testing on RJ45 type cables
- Suitable for coaxial cable testing

**TESTEUR DE CÂBLE RÉSEAU TSTC1**

**CARACTÉRISTIQUES TECHNIQUES**

- Convient pour les essais sur les câbles de type RJ45
- Convient pour les essais sur les câbles coaxiaux

**TSTC1-NETZWERKKABELTESTER**

**TECHNISCHE EIGENSCHAFTEN**

- Geeignet zum Testen von Kabeln des Typs RJ45
- Geeignet für die Prüfung von Koaxialkabeln



CODE	DESCRIPTION	U.M.	Pieces per box
11132600	TESTER FOR NETWORK CABLES TSTC1	PSC	1

Datasheet



**RJ45 CONNECTOR FOR 8-PIN CONNECTION CABLES FOR PROAIR MULTI-ZONE SYSTEM**

**CONNECTEUR RJ45 POUR CÂBLES 8 PÔLES DE RACCORDEMENT POUR SYSTÈME PROAIR MULTI-ZONE**

**RJ45-STECKVERBINDER FÜR 8-POLIGE VERBINDUNGSKABEL FÜR DAS SYSTEM PROAIR MULTI-ZONE**



For Proair Multi-Zone System

RJ45 Connector for 8-pin cables

100 Pieces pack


CODE	DESCRIPTION	U.M.	Pieces per box
11181770	RJ45 CONNECTOR FOR 8-WIRE CONNECTION CABLES FOR PRO AIR MULTI-ZONE SYSTEM	PSC	1

Datasheet




 **MECHANICAL CIRCULAR BYPASS Ø 200 FOR PLENUM EOLO - EOLO MINI**

 **DÉRIVATION CIRCULAIRE MÉCANIQUE Ø 200 POUR PLÉNUM EOLO- EOLO MINI**

 **MECHANISCHER KREISFÖRMIGER BYPASS Ø 200 FÜR PLENUM EOLO - EOLO MINI**




Suitable for Plenum Eolo - Eolo Mini

CODE	DESCRIPTION	U.M.	 Pieces per box
GAD300006	MECHANICAL ROUND BY-PASS FOR PLENUM "EOLO" - "EOLO MINI" Ø 200	PSC	1


Datasheet




 **MECHANICAL DOOR BYPASS FOR METAL AND POLYURETHANE FOAM (PAL) PLENUMS**

 **DÉRIVATION MÉCANIQUE À PORTE POUR PLÉNUM EN MÉTAL ET EN POLYURÉTHANE EXPANSÉ (PAL)**

 **MECHANISCHER BYPASS MIT Klappe FÜR PLENUM AUS METALL UND POLYURETHANSCHAUM (PAL)**



Or metal and polyurethane foam (PAL) plenums

CODE	DESCRIPTION	U.M.	 Pieces per box
GAD400201	MECHANICAL BY PASS WITH FLAP (KIT FOR INSTALLATION)	PSC	1

Datasheet




 **RECTANGULAR MECHANICAL BYPASS**

 **DÉRIVATION MÉCANIQUE RECTANGULAIRE**


 **RECHTECKIGER MECHANISCHER BYPASS**




RECTANGULAR BYPASS

CODE	LENGTH	HEIGHT	MAX AIR FLOW RATE	U.M.	 Pieces per box
	[mm]	[mm]	[m³/h]		
11161295	400	150	860	PSC	1
11161296	400	200	1150	PSC	1

Datasheet



CIRCULAR BYPASS

CODE	LENGTH	HEIGHT	MAX AIR FLOW RATE	U.M.	 Pieces per box
	[mm]	[mm]	[m³/h]		
11161297	150	250	388	PSC	1
11161298	200	300	670	PSC	1

Datasheet





# CONFIGURE YOUR PROAIR PACK



On the website [tecnosystemi.com](https://www.tecnosystemi.com)

Automatically generates **quotations** and **datasheets** for the chosen products



Caution: the configurator includes only ProAir Pack products

# CONFIGURE YOUR PROAIR PACK HYDRONIC




On the website [tecnosystemi.com](https://www.tecnosystemi.com)

Automatically generates **quotations** and **datasheets** for the chosen products



# CONFIGURE YOUR SYSTEM WITH ALL THE PROAIR SYSTEM LOOSE ELEMENTS




 On the website [tecnosystemi.com](https://tecnosystemi.com)

Automatically generates **quotations** and **datasheets** for the chosen products

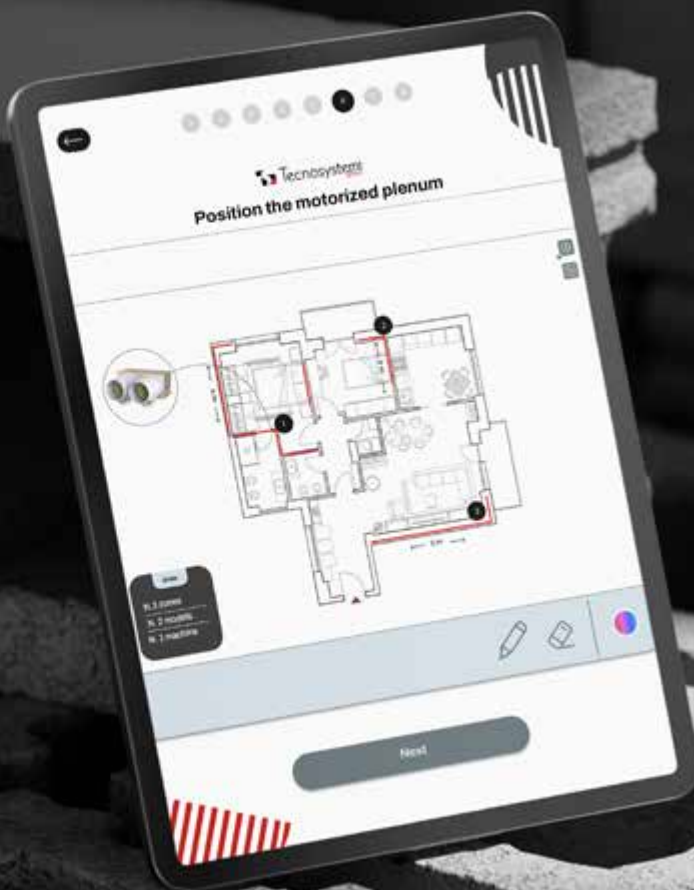
**NEW**



## TRY THE NEW SOFTWARE FOR SIZING YOUR PROAIR SYSTEM



SCAN THE QR CODE



Available from February 2025

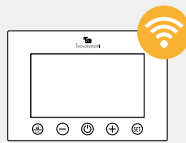


## HOW TO CHOOSE YOUR PROAIR PACK

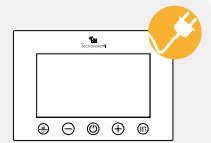
**Polaris 5X** with colour display, wi-fi communication protocols and Alexa app - Google Home



### CHRONO-THERMOSTATS WITH RADIO FREQUENCY



### WIRED CHRONO-THERMOSTATS



#### PLENUM EOLO MINI

N° ZONES	Ø COLLAR	PAGE
3	from Ø 125 / 150	31
4	from Ø 125 / 150	33

#### PLENUM EOLO MINI

N° ZONES	Ø COLLAR	PAGE
3	from Ø 125 / 150	41
4	from Ø 125 / 150	43

#### PLENUM EOLO

N° ZONES	Ø COLLAR	PAGE
2	from Ø 150 / 200	29
3	from Ø 150 / 200	31
4	from Ø 150 / 200	33
5	from Ø 150 / 200	35
6	from Ø 150 / 200	37

#### PLENUM EOLO

N° ZONES	Ø COLLAR	PAGE
2	from Ø 150 / 200	41
3	from Ø 150 / 200	41
4	from Ø 150 / 200	43
5	from Ø 150 / 200	43
6	from Ø 150 / 200	on request

#### METAL SHEET PLENUM / PAL\*

N° ZONES	Ø COLLAR	PAGE
2	from Ø 150	30
	from Ø 200	30
3	from Ø 150	32
	from Ø 200	32
4	from Ø 150	34
	from Ø 200	34
5	from Ø 150	36
	from Ø 200	36
6	from Ø 150	38
	from Ø 200	38

#### METAL SHEET PLENUM / PAL\*

N° ZONES	Ø COLLAR	PAGE
2	from Ø 150	42
	from Ø 200	42
3	from Ø 150	42
	from Ø 200	42
4	from Ø 150	44
	from Ø 200	44
5	from Ø 150	44
	from Ø 200	44
6	from Ø 150	45
	from Ø 200	45

\* Polyurethane foam PAL available on request



**Attention:** All proair packs are tested and configured, ready to be installed. Matching between chrono-thermostats and dampers is identified by numbering.

## RADIO FREQUENCY (RF) PROAIR PACK PLENUM EOLO / EOLO MINI

## PROAIR PACK RF INSULATED METAL SHEET / POLYURETHANE FOAM (PAL)



PAG. 46

**1 PCS.**

Sintered polystyrene delivery plenum for ducted units (specify the plenum code when ordering). Mechanical bypass kit to be fastened to right or left side of plenum (includes fastening ring nut and counterweight)



PAG. 46

**1 PCS.**

Insulated inlet plenum for ducted units (specify the plenum code when ordering). Polyurethane foam pal available on request



PAG. 14-16

**1 PCS.**

Polaris 5x control unit with colour display, incorporated protocols and app, alexa e google home



PAG. 14-16

**1 PCS.**

Polaris 5x control unit with colour display, incorporated protocols and app, alexa e google home



PAG. 9-13

### ACCORDING TO THE QUANTITY OF ZONES

Chrono-thermostats (colour: white)  
choose among the proposed solution: A, B,C



PAG. 9-13

### ACCORDING TO THE QUANTITY OF ZONES

Chrono-thermostats (colour: white)  
choose among the proposed solution: A, B,C



### ACCORDING TO THE QUANTITY OF ZONES

Motorized dampers integrated on plenum




### ACCORDING TO THE QUANTITY OF ZONES

Motorized dampers integrated on plenum

The proair pack may be customized with dampers having different diameters.

**ATTENTION:** a clean on/of contact can be used if an infrared receiver is not available (check with the ducted manufacturer whether the machine needs a suitable interface).



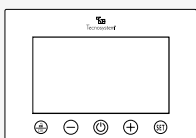
With **POLARIS 5X** control unit with  
Colour display - Wi-Fi, Alexa, Google Home

Datasheet



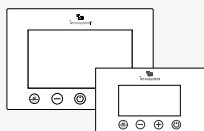
NOTE: FOR KIT COMPONENTS LIST SEE PAGE 28

**N. 2  
DISCOVERY 3X**



CODE	DESCRIPTION	COUPLING Ø	U.M.	Pieces per box
GAD400359	PROAIR PACK RF RED 2 - WITH SINTERED POLYSTYRENE PLENUM WITH 2 DISCOVERY 3X BACKLIT CHRONO-THERMOSTATS - WITH POLARIS 5X CONTROL UNIT - Ø150/200 mm	150/200mm	PCS	1

**N. 1 DISCOVERY 3X  
Nr. 1 MINI DISCOVERY 3X**



CODE	DESCRIPTION	COUPLING Ø	U.M.	Pieces per box
GAD400360	PROAIR PACK RF RED 2 - WITH EOLO POLYSTYRENE PLENUM - WITH 1 BACKLIT DISCOVERY 3X CHRONOTHERMOSTAT + 1 MINI DISCOVERY 3X CHRONOTHERMOSTAT - WITH POLARIS 5X CONTROL UNIT - Ø150/200 mm	150/200mm	PCS	1

**N. 2  
MINI LED ASTRA**



**NEW**


CODE	DESCRIPTION	COUPLING Ø	U.M.	Pieces per box
GAD400493	PROAIR PACK RF RED 2 - WITH SINTERED POLYSTYRENE PLENUM - WITH 1 DISCOVERY 3X BACKLIT CHRONO-THERMOSTAT + 1 CHRONOTHERMOSTAT MINI DISCOVERY 3X - WITH POLARIS 5X CONTROL UNIT - Ø150/200 mm	150/200mm	PCS	1

**N. 1 DISCOVERY 3X  
N. 1 ROOM PROBE LEM 3X**



CODE	DESCRIPTION	COUPLING Ø	U.M.	Pieces per box
GAD400409	PROAIR PACK RF RED 2 - WITH SINTERED POLYSTYRENE PLENUM - WITH 1 DISCOVERY 3X BACKLIT CHRONO-THERMOSTAT + 1 ROOM PROBE LEM 3X RF - WITH POLARIS 5X CONTROL UNIT - Ø150/200 mm	150/200mm	PCS	1

The plenum for duct units is included. (Please, in time of order specify code of plenum, see from page 46)



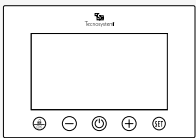
With **POLARIS 5X** control unit with Colour display - Wi-Fi, Alexa, Google Home

Datasheet



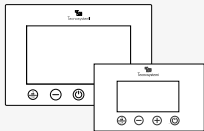
**NOTE: FOR KIT COMPONENTS LIST SEE PAGE 28**

**N. 2 DISCOVERY 3X**



CODE	DESCRIPTION	DAMPERS Ø	U.M.	Pieces per box
GAD400379	PROAIR PACK RF RED 2 L - WITH 2 DISCOVERY 3X BACKLIT CHRONO-THERMOSTATS - WITH POLARIS 5X CONTROL UNIT - Ø150 mm	150 mm	PCS	1
GAD400380	PROAIR PACK RF RED 2 L - WITH 2 DISCOVERY 3X BACKLIT CHRONO-THERMOSTATS - WITH POLARIS 5X CONTROL UNIT - Ø200 mm	200 mm	PCS	1

**N. 1 DISCOVERY 3X  
N. 1 MINI DISCOVERY 3X**



CODE	DESCRIPTION	DAMPERS Ø	U.M.	Pieces per box
GAD400385	PROAIR PACK RF RED 2 L - WITH 1 DISCOVERY 3X BACKLIT CHRONO-THERMOSTAT + 1 CHRONO-THERMOSTAT MINI DISCOVERY 3X - WITH POLARIS 5X CONTROL UNIT - Ø150 mm	150 mm	PCS	1
GAD400386	PROAIR PACK RF RED 2 L - WITH 1 DISCOVERY 3X BACKLIT CHRONO-THERMOSTAT + 1 CHRONO-THERMOSTAT MINI DISCOVERY 3X - WITH POLARIS 5X CONTROL UNIT - Ø200 mm	200 mm	PCS	1

**N. 2 MINI LED ASTRA**



CODE	DESCRIPTION	DAMPERS Ø	U.M.	Pieces per box
GAD400495	PROAIR PACK RF RED 2 L - 2 MINI LED THERMOSTATS - POLARIS 5X CONTROL UNIT - 150 mm	150 mm	PCS	1
GAD400496	PROAIR PACK RF RED 2 L - 2 MINI LED THERMOSTATS - POLARIS 5X CONTROL UNIT - 200 mm	200 mm	PCS	1

**NEW**

**N. 1 DISCOVERY 3X  
N. 1 ROOM PROBE LEM 3X**



CODE	DESCRIPTION	DAMPERS Ø	U.M.	Pieces per box
GAD400416	PROAIR PACK RF RED 2 L - WITH 1 DISCOVERY 3X BACKLIT CHRONO-THERMOSTAT + 1 ROOM PROBE LEM 3X RF - WITH POLARIS 5X CONTROL UNIT - Ø150 mm	150 mm	PCS	1
GAD400417	PROAIR PACK RF RED 2 L - WITH 1 DISCOVERY 3X BACKLIT CHRONO-THERMOSTAT + 1 ROOM PROBE LEM 3X RF - WITH POLARIS 5X CONTROL UNIT - Ø200 mm	200 mm	PCS	1

The plenum for duct units is included. **(Please, in time of order specify code of plenum, see from page 46)**

# proAIR<sup>RF</sup> blupack3 EOLO/EOLO MINI

**3 ZONE WITH PLENUM  
IN POLYSTYRENE  
"EOLO MINI" Ø125/150 mm**

**3 ZONE WITH PLENUM  
IN POLYSTYRENE  
"EOLO" Ø150/200 mm**



Datasheet

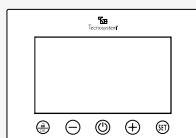


With **POLARIS 5X** control unit with  
Colour display - Wi-Fi, Alexa, Google Home



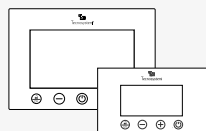
NOTE: FOR KIT COMPONENTS LIST SEE PAGE 28

## N. 3 DISCOVERY 3X



CODE	DESCRIPTION	COUPLING Ø	U.M.	Pieces per box
GAD400361	PROAIR PACK RF BLUE 3 - WITH SINTERED POLYSTYRENE PLENUM MINI - WITH 3 DISCOVERY 3X BACKLIT CHRONO-THERMOSTATS - WITH POLARIS 5X CONTROL UNIT - Ø125/150 mm	125/150 mm	PCS	1
GAD400362	PROAIR PACK RF BLUE 3 - WITH SINTERED POLYSTYRENE PLENUM WITH 3 DISCOVERY 3X BACKLIT CHRONO-THERMOSTATS - WITH POLARIS 5X CONTROL UNIT - Ø150/200 mm	150/200 mm	PCS	1

## N. 1 DISCOVERY 3X N. 2 MINI DISCOVERY 3X



CODE	DESCRIPTION	COUPLING Ø	U.M.	Pieces per box
GAD400363	PROAIR PACK RF BLUE 3 - WITH SINTERED POLYSTYRENE PLENUM MINI WITH 1 DISCOVERY 3X BACKLIT CHRONO-THERMOSTAT + 2 CHRONO-THERMOSTATS MINI DISCOVERY 3X - WITH POLARIS 5X CONTROL UNIT - Ø125/150 mm	125/150 mm	PCS	1
GAD400364	PROAIR PACK RF BLUE 3 - WITH SINTERED POLYSTYRENE PLENUM WITH 1 DISCOVERY 3X BACKLIT CHRONO-THERMOSTAT + 2 CHRONO-THERMOSTATS MINI DISCOVERY 3X - WITH POLARIS 5X CONTROL UNIT - Ø150/200 mm	150/200 mm	PCS	1

## N. 3 MINI LED ASTRA



**NEW**

CODE	DESCRIPTION	COUPLING Ø	U.M.	Pieces per box
GAD400499	PROAIR PACK RF BLUE 3 - EOLO MINI POLYSTYRENE PLENUM - 3 MINI LED THERMOSTATS - POLARIS 5X CONTROL UNIT - 125/150 mm	125/150 mm	PCS	1
GAD400500	PROAIR PACK RF BLUE 3 - EOLO POLYSTYRENE PLENUM WITH 3 MINI LED THERMOSTATS - POLARIS 5X CONTROL UNIT - 150/200 mm	150/200 mm	PCS	1

## N. 1 DISCOVERY 3X N. 2 ROOM PROBE LEM 3X



CODE	DESCRIPTION	COUPLING Ø	U.M.	Pieces per box
GAD400410	PROAIR PACK RF BLUE 3 - WITH SINTERED POLYSTYRENE PLENUM MINI - WITH 1 DISCOVERY 3X BACKLIT CHRONO-THERMOSTAT + 2 ROOM PROBES LEM 3X RF - WITH POLARIS 5X CONTROL UNIT - Ø125/150 mm	125/150 mm	PCS	1
GAD400411	PROAIR PACK RF BLUE 3 - WITH SINTERED POLYSTYRENE PLENUM - WITH 1 DISCOVERY 3X BACKLIT CHRONO-THERMOSTAT + 2 ROOM PROBES LEM 3X RF - WITH POLARIS 5X CONTROL UNIT - Ø150/200 mm	150/200 mm	PCS	1

The plenum for duct units is included. (Please, in time of order specify code of plenum, see from page 46)

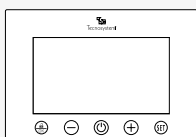


With **POLARIS 5X** control unit with Colour display - Wi-Fi, Alexa, Google Home



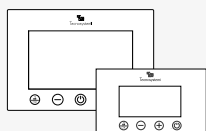
**NOTE: FOR KIT COMPONENTS LIST SEE PAGE 28**

**N. 3 DISCOVERY 3X**



CODE	DESCRIPTION	DAMPERS Ø	U.M.	Pieces per box
GAD400381	PROAIR PACK RF BLUE 3 L - WITH 3 DISCOVERY 3X BACKLIT CHRONO-THERMOSTATS - WITH POLARIS 5X CONTROL UNIT - Ø150 mm	150 mm	PCS	1
GAD400382	PROAIR PACK RF BLUE 3 L - WITH 3 DISCOVERY 3X BACKLIT CHRONO-THERMOSTATS - WITH POLARIS 5X CONTROL UNIT - Ø200 mm	200 mm	PCS	1

**N. 1 DISCOVERY 3X  
N. 2 MINI DISCOVERY 3X**



CODE	DESCRIPTION	DAMPERS Ø	U.M.	Pieces per box
GAD400387	PROAIR PACK RF BLUE 3 L - WITH 1 DISCOVERY 3X BACKLIT CHRONO-THERMOSTAT + 2 CHRONO-THERMOSTATS MINI DISCOVERY 3X - WITH POLARIS 5X CONTROL UNIT - Ø150 mm	150 mm	PCS	1
GAD400388	PROAIR PACK RF BLUE 3 L - WITH 1 DISCOVERY 3X BACKLIT CHRONO-THERMOSTAT + 2 CHRONO-THERMOSTATS MINI DISCOVERY 3X - WITH POLARIS 5X CONTROL UNIT - Ø200 mm	200 mm	PCS	1

**N. 3 MINI LED ASTRA**



**NEW**

CODE	DESCRIPTION	DAMPERS Ø	U.M.	Pieces per box
GAD400503	PROAIR PACK RF BLUE 3 L - 3 MINI LED THERMOSTATS - POLARIS 5X CONTROL UNIT - 150 mm	150 mm	PCS	1
GAD400504	PROAIR PACK RF BLUE 3 L - 3 MINI LED THERMOSTATS - POLARIS 5X CONTROL UNIT - 200 mm	200 mm	PCS	1

**N. 1 DISCOVERY 3X  
N. 2 ROOM PROBE LEM 3X**



CODE	DESCRIPTION	DAMPERS Ø	U.M.	Pieces per box
GAD400418	PROAIR PACK RF BLUE 3 L - WITH 1 DISCOVERY 3X BACKLIT CHRONO-THERMOSTAT + 2 ROOM PROBES LEM 3X RF - WITH POLARIS 5X CONTROL UNIT - Ø150 mm	150 mm	PCS	1
GAD400419	PROAIR PACK RF BLUE 3 L - WITH 1 DISCOVERY 3X BACKLIT CHRONO-THERMOSTAT + 2 ROOM PROBES LEM 3X RF - WITH POLARIS 5X CONTROL UNIT - Ø200 mm	200 mm	PCS	1

The plenum for duct units is included. **(Please, in time of order specify code of plenum, see from page 46)**



# proAIR<sup>RF</sup> ambrapack4 EOLO/ EOLO MINI

4 ZONE WITH PLENUM  
IN POLYSTYRENE  
"EOLO MINI" Ø125/150 mm

4 ZONE WITH PLENUM IN  
POLYSTYRENE "EOLO"  
Ø150/200 mm



Datasheet

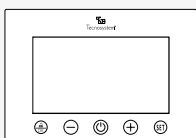


With **POLARIS 5X** control unit with  
Colour display - Wi-Fi, Alexa, Google Home



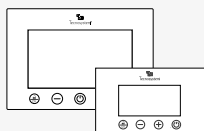
NOTE: FOR KIT COMPONENTS LIST SEE PAGE 28

## N. 4 DISCOVERY 3X



CODE	DESCRIPTION	COUPLING Ø	U.M.	Pieces per box
GAD400365	PROAIR PACK RF AMBRA 4 - WITH SINTERED POLYSTYRENE PLENUM MINI - WITH 4 DISCOVERY 3X BACKLIT CHRONO-THERMOSTATS - WITH POLARIS 5X CONTROL UNIT - Ø125/150 mm	125/150 mm	PCS	1
GAD400366	PROAIR PACK RF AMBRA 4 - WITH SINTERED POLYSTYRENE PLENUM - WITH 4 DISCOVERY 3X BACKLIT CHRONO-THERMOSTATS - WITH POLARIS 5X CONTROL UNIT - Ø150/200 mm	150/200 mm	PCS	1

## N. 1 DISCOVERY 3X N. 3 MINI DISCOVERY 3X



CODE	DESCRIPTION	COUPLING Ø	U.M.	Pieces per box
GAD400367	PROAIR PACK RF AMBRA 4 - WITH SINTERED POLYSTYRENE PLENUM MINI - WITH 1 DISCOVERY 3X BACKLIT CHRONO-THERMOSTAT + 3 CHRONO-THERMOSTATS MINI DISCOVERY 3X - WITH POLARIS 5X CONTROL UNIT - Ø125/150 mm	125/150 mm	PCS	1
GAD400368	PROAIR PACK RF AMBRA 4 - WITH SINTERED POLYSTYRENE PLENUM - WITH 1 DISCOVERY 3X BACKLIT CHRONO-THERMOSTAT + 3 CHRONO-THERMOSTATS MINI DISCOVERY 3X - WITH POLARIS 5X CONTROL UNIT - Ø150/200 mm	150/200 mm	PCS	1

## N. 4 MINI LED ASTRA



NEW

CODE	DESCRIPTION	COUPLING Ø	U.M.	Pieces per box
GAD400507	PROAIR PACK RF AMBER 4 - EOLO MINI POLYSTYRENE PLENUM - 4 MINI LED THERMOSTATS - POLARIS 5X CONTROL UNIT - 125/150 mm	125/150 mm	PCS	1
GAD400508	PROAIR PACK RF AMBER 4 - EOLO POLYSTYRENE PLENUM - 4 MINI LED THERMOSTATS - POLARIS 5X CONTROL UNIT - 150/200 mm	150/200 mm	PCS	1

## N. 1 DISCOVERY 3X N. 3 ROOM PROBE LEM 3X



CODE	DESCRIPTION	COUPLING Ø	U.M.	Pieces per box
GAD400412	PROAIR PACK RF AMBRA 4 - WITH SINTERED POLYSTYRENE PLENUM MINI - WITH 1 DISCOVERY 3X BACKLIT CHRONO-THERMOSTAT + 3 ROOM PROBES LEM 3X RF - WITH POLARIS 5X CONTROL UNIT - Ø125/150 mm	125/150 mm	PCS	1
GAD400413	PROAIR PACK RF AMBRA 4 - WITH SINTERED POLYSTYRENE PLENUM WITH 1 DISCOVERY 3X BACKLIT CHRONO-THERMOSTAT + 3 ROOM PROBES LEM 3X RF - WITH POLARIS 5X CONTROL UNIT - Ø150/200 mm	150/200 mm	PCS	1

The plenum for duct units is included. (Please, in time of order specify code of plenum, see from page 46)



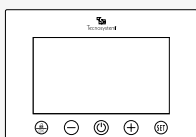


With **POLARIS 5X** control unit with Colour display - Wi-Fi, Alexa, Google Home



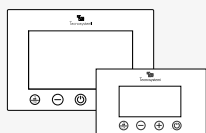
NOTE: FOR KIT COMPONENTS LIST SEE PAGE 28

**N. 4 DISCOVERY 3X**



CODE	DESCRIPTION	DAMPERS Ø	U.M.	Pieces per box
GAD400383	PROAIR PACK RF AMBRA 4 L - WITH 4 DISCOVERY 3X BACKLIT CHRONO-THERMOSTATS - WITH POLARIS 5X CONTROL UNIT - Ø150 mm	150 mm	PCS	1
GAD400384	PROAIR PACK RF AMBRA 4 L - WITH 4 DISCOVERY 3X BACKLIT CHRONO-THERMOSTATS - WITH POLARIS 5X CONTROL UNIT - Ø200 mm	200 mm	PCS	1

**N. 1 DISCOVERY 3X  
N. 3 MINI DISCOVERY 3X**



CODE	DESCRIPTION	DAMPERS Ø	U.M.	Pieces per box
GAD400389	PROAIR PACK RF AMBRA 4 L - WITH 1 DISCOVERY 3X BACKLIT CHRONO-THERMOSTAT + 3 CHRONO-THERMOSTATS MINI DISCOVERY 3X - WITH POLARIS 5X CONTROL UNIT - Ø150 mm	150 mm	PCS	1
GAD400390	PROAIR PACK RF AMBRA 4 L - WITH 1 DISCOVERY 3X BACKLIT CHRONO-THERMOSTAT + 3 CHRONO-THERMOSTATS MINI DISCOVERY 3X - WITH POLARIS 5X CONTROL UNIT - Ø200 mm	200 mm	PCS	1

**N. 4 MINI LED ASTRA**



**NEW**


CODE	DESCRIPTION	DAMPERS Ø	U.M.	Pieces per box
GAD400511	PROAIR PACK RF AMBER 4 L - 4 MINI LED THERMOSTATS - POLARIS 5X CONTROL UNIT - 150 mm	150 mm	PCS	1
GAD400512	PROAIR PACK RF AMBER 4 L - 4 MINI LED THERMOSTATS - POLARIS 5X CONTROL UNIT - 200 mm	200 mm	PCS	1

**N. 1 DISCOVERY 3X  
N. 3 ROOM PROBE LEM 3X**



CODE	DESCRIPTION	DAMPERS Ø	U.M.	Pieces per box
GAD400420	PROAIR PACK RF AMBRA 4 L - WITH 1 DISCOVERY 3X BACKLIT CHRONO-THERMOSTAT + 3 ROOM PROBES LEM 3X RF - WITH POLARIS 5X CONTROL UNIT - Ø150mm	150 mm	PCS	1
GAD400421	PROAIR PACK RF AMBRA 4 L - WITH 1 DISCOVERY 3X BACKLIT CHRONO-THERMOSTAT + 3 ROOM PROBES LEM 3X RF - WITH POLARIS 5X CONTROL UNIT - Ø200 mm	200 mm	PCS	1

The plenum for duct units is included. (Please, in time of order specify code of plenum, see from page 46)



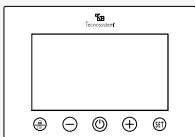
With **POLARIS 5X** control unit with  
Colour display - Wi-Fi, Alexa, Google Home

Datasheet



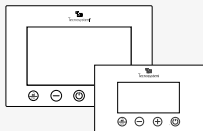
NOTE: FOR KIT COMPONENTS LIST SEE PAGE 28

N. 5  
DISCOVERY 3X



CODE	DESCRIPTION	COUPLING Ø	U.M.	Pieces per box
GAD400369	PROAIR PACK RF PINK 5 - WITH SINTERED POLYSTYRENE PLENUM - WITH 5 DISCOVERY 3X BACKLIT CHRONO-THERMOSTATS - WITH POLARIS 5X CONTROL UNIT - Ø150/200 mm	150/200mm	PCS	1

N. 1 DISCOVERY 3X  
N. 4 MINI DISCOVERY 3X



CODE	DESCRIPTION	COUPLING Ø	U.M.	Pieces per box
GAD400370	PROAIR PACK RF PINK 5 - WITH SINTERED POLYSTYRENE PLENUM - WITH 1 DISCOVERY 3X BACKLIT CHRONO-THERMOSTAT + 4 CHRONO-THERMOSTATS MINI DISCOVERY 3X - WITH POLARIS 5X CONTROL UNIT - Ø150/200 mm	150/200mm	PCS	1

N. 5  
MINI LED ASTRA



NEW


CODE	DESCRIPTION	COUPLING Ø	U.M.	Pieces per box
GAD400515	PROAIR PACK RF PINK 5 - EOLO POLYSTYRENE PLENUM - 5 MINI LED THERMOSTATS - POLARIS 5X CONTROL UNIT - 150/200 mm	150/200mm	PCS	1

N. 1 DISCOVERY 3X  
N. 4 ROOM PROBE LEM 3X



CODE	DESCRIPTION	COUPLING Ø	U.M.	Pieces per box
GAD400414	PROAIR PACK RF PINK 5 - WITH SINTERED POLYSTYRENE PLENUM - WITH 1 DISCOVERY 3X BACKLIT CHRONO-THERMOSTAT + 4 ROOM PROBES LEM 3X RF - WITH POLARIS 5X CONTROL UNIT - Ø150/200 mm	150/200mm	PCS	1

The plenum for duct units is included. (Please, in time of order specify code of plenum, see from page 46)



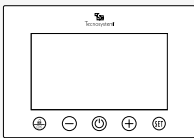
With **POLARIS 5X** control unit with Colour display - Wi-Fi, Alexa, Google Home

Datasheet



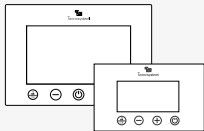
**NOTE: FOR KIT COMPONENTS LIST SEE PAGE 28**

**N. 5 DISCOVERY 3X**



CODE	DESCRIPTION	DAMPERS Ø	U.M.	Pieces per box
GAD400391	PROAIR PACK RF PINK 5 L - WITH 5 DISCOVERY 3X BACKLIT CHRONO-THERMOSTATS - WITH POLARIS 5X CONTROL UNIT - Ø150 mm	150 mm	PCS	1
GAD400392	PROAIR PACK RF PINK 5 L - CON 5 CRONOTERMOSTATI DISCOVERY 3X - WITH POLARIS 5X CONTROL UNIT - Ø200 mm	200 mm	PCS	1

**N. 1 DISCOVERY 3X  
N. 4 MINI DISCOVERY 3X**



CODE	DESCRIPTION	DAMPERS Ø	U.M.	Pieces per box
GAD400393	PROAIR PACK RF PINK 5 L - WITH 1 DISCOVERY 3X BACKLIT CHRONO-THERMOSTAT + 4 CHRONO-THERMOSTATS MINI DISCOVERY 3X - WITH POLARIS 5X CONTROL UNIT - Ø150 mm	150 mm	PCS	1
GAD400394	PROAIR PACK RF PINK 5 L - WITH 1 DISCOVERY 3X BACKLIT CHRONO-THERMOSTAT + 4 CHRONO-THERMOSTATS MINI DISCOVERY 3X - WITH POLARIS 5X CONTROL UNIT - Ø200 mm	200 mm	PCS	1

**N. 5 MINI LED ASTRA**



**NEW**

CODE	DESCRIPTION	DAMPERS Ø	U.M.	Pieces per box
GAD400517	PROAIR PACK RF PINK 5 L - 5 MINI LED THERMOSTATS - POLARIS 5X CONTROL UNIT - 150 mm	150 mm	PCS	1
GAD400518	PROAIR PACK RF PINK 5 L - 5 DISCOVERY 3X CHRONO-THERMOSTATS - POLARIS 5X CONTROL UNIT - 200 mm	200 mm	PCS	1

**N. 1 DISCOVERY 3X  
N. 4 ROOM PROBE LEM 3X**



CODE	DESCRIPTION	DAMPERS Ø	U.M.	Pieces per box
GAD400422	PROAIR PACK RF PINK 5 L - WITH 1 DISCOVERY 3X BACKLIT CHRONO-THERMOSTAT + 4 ROOM PROBES LEM 3X RF - WITH POLARIS 5X CONTROL UNIT - Ø150 mm	150 mm	PCS	1
GAD400423	PROAIR PACK RF PINK 5 L - WITH 1 DISCOVERY 3X BACKLIT CHRONO-THERMOSTAT + 4 ROOM PROBES LEM 3X RF - WITH POLARIS 5X CONTROL UNIT - Ø200 mm	200 mm	PCS	1

The plenum for duct units is included. **(Please, in time of order specify code of plenum, see from page 46)**



With **POLARIS 5X** control unit with  
Colour display - Wi-Fi, Alexa, Google Home

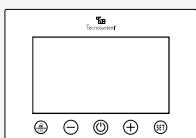


SIDE DAMPER Ø200 ON DEMAND Ø150



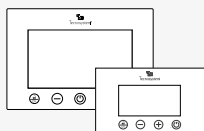
NOTE: FOR KIT COMPONENTS LIST SEE PAGE 28

N. 6  
DISCOVERY 3X



CODE	DESCRIPTION	COUPLING Ø	U.M.	Pieces per box
GAD400371	PROAIR PACK RF BROWN 6 - WITH SINTERED POLYSTYRENE PLENUM - WITH 6 DISCOVERY 3X BACKLIT CHRONO-THERMOSTATS - WITH POLARIS 5X CONTROL UNIT - Ø150/200 mm	150/200mm	PCS	1

N. 1 DISCOVERY 3X  
N. 5 MINI DISCOVERY 3X



CODE	DESCRIPTION	COUPLING Ø	U.M.	Pieces per box
GAD400372	PROAIR PACK RF BROWN 6 - WITH SINTERED POLYSTYRENE PLENUM - WITH 1 DISCOVERY 3X BACKLIT CHRONO-THERMOSTATS + 5 CHRONO-THERMOSTATS MINI DISCOVERY 3X - WITH POLARIS 5X CONTROL UNIT - Ø150/200 mm	150/200mm	PCS	1

N. 6  
MINI LED ASTRA



NEW


CODE	DESCRIPTION	COUPLING Ø	U.M.	Pieces per box
GAD400521	PROAIR PACK RF BROWN 6 - EOLO POLYSTYRENE PLENUM - 6 MINI LED THERMOSTATS - POLARIS 5X CONTROL UNIT - 150/200 mm	150/200mm	PCS	1

N. 1 DISCOVERY 3X  
N. 5 ROOM PROBE LEM 3X



CODE	DESCRIPTION	COUPLING Ø	U.M.	Pieces per box
GAD400415	PROAIR PACK RF BROWN 6 - WITH SINTERED POLYSTYRENE PLENUM - WITH 1 DISCOVERY 3X BACKLIT CHRONO-THERMOSTAT + 5 ROOM PROBES LEM 3X RF - WITH POLARIS 5X CONTROL UNIT - Ø150/200 mm	150/200mm	PCS	1

The plenum for duct units is included. (Please, in time of order specify code of plenum, see from page 46)

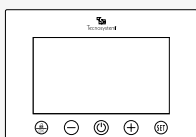


With **POLARIS 5X** control unit with Colour display - Wi-Fi, Alexa, Google Home



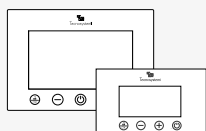
**NOTE: FOR KIT COMPONENTS LIST SEE PAGE 28**

**N. 5 DISCOVERY 3X**



CODE	DESCRIPTION	DAMPERS Ø	U.M.	Pieces per box
GAD400395	PROAIR PACK RF BROWN 6 L - WITH 6 DISCOVERY 3X BACKLIT CHRONO-THERMOSTATS - WITH POLARIS 5X CONTROL UNIT - Ø150 mm	150 mm	PCS	1
GAD400396	PROAIR PACK RF BROWN 6 L - WITH 6 DISCOVERY 3X BACKLIT CHRONO-THERMOSTATS - WITH POLARIS 5X CONTROL UNIT - Ø200 mm	200 mm	PCS	1

**N. 1 DISCOVERY 3X  
N. 4 MINI DISCOVERY 3X**



CODE	DESCRIPTION	DAMPERS Ø	U.M.	Pieces per box
GAD400397	PROAIR PACK RF BROWN 6 L - WITH 1 DISCOVERY 3X BACKLIT CHRONO-THERMOSTAT + 5 CHRONO-THERMOSTATS MINI DISCOVERY 3X - WITH POLARIS 5X CONTROL UNIT - Ø150 mm	150 mm	PCS	1
GAD400398	PROAIR PACK RF BROWN 6 L - WITH 1 DISCOVERY 3X BACKLIT CHRONO-THERMOSTAT + 5 CHRONO-THERMOSTATS MINI DISCOVERY 3X - WITH POLARIS 5X CONTROL UNIT - Ø200 mm	200 mm	PCS	1

**N. 5 MINI LED ASTRA**



**NEW**

CODE	DESCRIPTION	DAMPERS Ø	U.M.	Pieces per box
GAD400523	PROAIR PACK RF BROWN 6 L - 6 MINI LED THERMOSTATS - POLARIS 5X CONTROL UNIT - 150 mm	150 mm	PCS	1
GAD400524	PROAIR PACK RF BROWN 6 L - 6 MINI LED THERMOSTATS - POLARIS 5X CONTROL UNIT - 200 mm	200 mm	PCS	1

**N. 1 DISCOVERY 3X  
N. 4 ROOM PROBE LEM 3X**



CODE	DESCRIPTION	DAMPERS Ø	U.M.	Pieces per box
GAD400424	PROAIR PACK RF BROWN 6 L - WITH 1 DISCOVERY 3X BACKLIT CHRONO-THERMOSTAT + 5 ROOM PROBES LEM 3X RF - WITH POLARIS 5X CONTROL UNIT - Ø150 mm	150 mm	PCS	1
GAD400425	PROAIR PACK RF BROWN 6 L - WITH 1 DISCOVERY 3X BACKLIT CHRONO-THERMOSTAT + 5 ROOM PROBES LEM 3X RF - WITH POLARIS 5X CONTROL UNIT - Ø200 mm	200 mm	PCS	1

The plenum for duct units is included. **(Please, in time of order specify code of plenum, see from page 46)**



# SYSTEM START-UP AND AFTER-SALES TECHNICAL SERVICE PROAIR PORTAL



Tecosystemi's technical after-sales service uses the '**Proair Portal**'. The portal allows remote monitoring of the operating status of Proair systems used by customers through the APP: the service is provided in full respect of privacy.

## This portal allows:



The user to check the App configuration result on the platform



The remote verification of the update status of Proair systems



Supporting the customer of Tecnosystemi's customer support service before carrying out an intervention on-site to resolve an issue or an error in the system



Notifying any activities carried out in remote mode or by the customer support service to ensure the correct operation of the system

### NEW

Scan the QR code to see the start-up service rates for the **proair system**



Tecosystemi offers you **the first start-up of the Proair system**. Our qualified service centre is at your disposal.

**N.B:** Start-up of the Proair system is not mandatory



**Attention:** All proair packs are tested and configured, ready to be installed. Matching between chrono-thermostats and dampers is identified by numbering.

## RADIO PACK CAB PLENUM EOLO / EOLO MINI

## PROAIR PACK CAB INSULATED METAL SHEET / POLYURETHANE FOAM (PAL)



PAG. 46

**1 PCS.**

Sintered polystyrene delivery plenum for ducted units (specify the plenum code when ordering). Mechanical bypass kit to be fastened to right or left side of plenum (includes fastening ring nut and counterweight)



PAG. 46

**1 PCS.**

Insulated inlet plenum for ducted units (specify the plenum code when ordering). Polyurethane foam pal available on request



PAG. 14

**1 PCS.**

Polaris 5x control unit with colour display, incorporated protocols and app, alexa e google home



PAG. 14

**1 PCS.**

Polaris 5x control unit with colour display, incorporated protocols and app, alexa e google home



PAG. 12

**ACCORDING TO THE QUANTITY OF ZONES**  
"Stealth 3x" chrono-thermostats



PAG. 12

**ACCORDING TO THE QUANTITY OF ZONES**  
"Stealth 3x" chrono-thermostats



**ACCORDING TO THE QUANTITY OF ZONES**  
Motorized dampers integrated on plenum




**ACCORDING TO THE QUANTITY OF ZONES**  
Motorized dampers integrated on plenum

**ATTENTION:** a clean on/of contact can be used if an infrared receiver is not available (check with the ducted manufacturer whether the machine needs a suitable interface).

proAIR<sup>®</sup>CAB  
greenpack2EOLO

2 ZONE WITH PLENUM  
IN POLYSTYRENE EOLO Ø150/200 mm



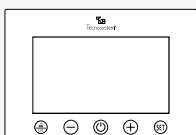
With **POLARIS 5X** control unit with  
Colour display - Wi-Fi, Alexa, Google Home

Datasheet



NOTE: FOR KIT COMPONENTS LIST SEE PAGE 40

N. 2  
STEALTH 3X




CODE	DESCRIPTION	COUPLING Ø	U.M.	Pieces per box
GAD400373	PROAIR PACK CAB GREEN 2 - WITH SINTERED POLYSTYRENE PLENUM - WITH 2 CHRONOTHERMOSTATS STEALTH 3X - WITH POLARIS 5X CONTROL UNIT - Ø150/200 mm	150/200mm	PSC	1

The plenum for duct units is included.  
(Please, in time of order specify code of plenum, see from page 46)

proAIR<sup>®</sup>CAB  
silverpack3EOLO/EOLO MINI

3 ZONE WITH PLENUM  
IN POLYSTYRENE  
"EOLO MINI" 125/150 mm

3 ZONE WITH PLENUM  
IN POLYSTYRENE  
"EOLO" 150/200 mm



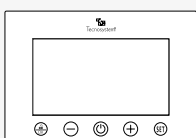
With **POLARIS 5X** control unit with  
Colour display - Wi-Fi, Alexa, Google Home

Datasheet



NOTE: FOR KIT COMPONENTS LIST SEE PAGE 40

N. 3  
STEALTH 3X




CODE	DESCRIPTION	COUPLING Ø	U.M.	Pieces per box
GAD400374	PROAIR PACK CAB SILVER 3 - WITH SINTERED POLYSTYRENE PLENUM MINI - WITH 3 CHRONOTHERMOSTATS STEALTH 3X - WITH POLARIS 5X CONTROL UNIT - Ø125/150 mm	125/150mm	PSC	1
GAD400375	PROAIR PACK CAB SILVER 3 - WITH SINTERED POLYSTYRENE PLENUM - WITH 3 CHRONOTHERMOSTATS STEALTH 3X - WITH POLARIS 5X CONTROL UNIT - Ø150/200mm	150/200mm	PSC	1

The plenum for duct units is included. (Please, in time of order specify code of plenum, see from page 46)

# proAIR<sup>®</sup>CAB greenpack2L

2 ZONE WITH INSULATED METAL SHEET PLENUM



Datasheet

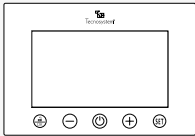


With **POLARIS 5X** control unit with Colour display - Wi-Fi, Alexa, Google Home



NOTE: FOR KIT COMPONENTS LIST SEE PAGE 40

N. 2  
STEALTH 3X




CODE	DESCRIPTION	DAMPERS Ø	U.M.	Pieces per box
GAD400399	PROAIR PACK CAB GREEN 2 - WITH 2 CHRONOTHERMOSTATS STEALTH 3X - WITH POLARIS 5X CONTROL UNIT - Ø150 mm	150 mm	PSC	1
GAD400400	PROAIR PACK CAB GREEN 2 L - WITH 2 CHRONOTHERMOSTATS STEALTH 3X - WITH POLARIS 4X CONTROL UNIT - Ø200 mm	200 mm	PSC	1

The plenum for duct units is included. (Please, in time of order specify code of plenum, see from page 46)

# proAIR<sup>®</sup>CAB silverpack3L

3 ZONE WITH INSULATED METAL SHEET PLENUM



Datasheet

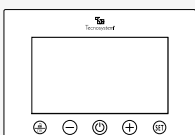


With **POLARIS 5X** control unit with Colour display - Wi-Fi, Alexa, Google Home



NOTE: FOR KIT COMPONENTS LIST SEE PAGE 40

N. 3  
STEALTH 3X



CODE	DESCRIPTION	DAMPERS Ø	U.M.	Pieces per box
GAD400401	PROAIR PACK CAB SILVER 3 L - WITH 3 CHRONOTHERMOSTATS STEALTH 3X - WITH POLARIS 5X CONTROL UNIT - Ø150 mm	150 mm	PSC	1
GAD400402	PROAIR PACK CAB SILVER 3 L - WITH 3 CHRONOTHERMOSTATS STEALTH 3X - WITH POLARIS 5X CONTROL UNIT - Ø200 mm	200 mm	PSC	1

The plenum for duct units is included.  
(Please, in time of order specify code of plenum, see from page 46)

# proAIR<sup>®</sup>CAB lilla pack4EOLO/EOLO MINI

**4 ZONE WITH PLENUM  
IN POLYSTYRENE  
"EOLO-MINI" Ø125/150 mm**

**4 ZONE WITH PLENUM  
IN POLYSTYRENE "EOLO"  
Ø150/200 mm**



Datasheet

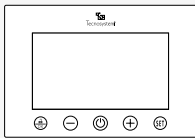


With **POLARIS 5X** control unit with  
Colour display - Wi-Fi, Alexa, Google Home



NOTE: FOR KIT COMPONENTS LIST SEE PAGE 40

**N. 4  
STEALTH 3X**



CODE	DESCRIPTION	DAMPERS Ø	U.M.	Pieces per box
GAD400376	PROAIR PACK CAB LILLA 4 - WITH SINTERED POLYSTYRENE PLENUM MINI - WITH 4 CHRONOTHERMOSTATS STEALTH 3X - WITH POLARIS 5X CONTROL UNIT - Ø125/150 mm	125/150 mm	PSC	1
GAD400377	PROAIR PACK CAB LILLA 4 - WITH SINTERED POLYSTYRENE PLENUM - WITH 4 CHRONOTHERMOSTATS STEALTH 3X - WITH POLARIS 5X CONTROL UNIT - Ø150/200 mm	150/200 mm	PSC	1

The plenum for duct units is included. (Please, in time of order specify code of plenum, see from page 46)

# proAIR<sup>®</sup>CAB orange pack5EOLO

**5 ZONE WITH PLENUM IN POLYSTYRENE  
"EOLO-MINI" Ø125/150 mm**



Datasheet

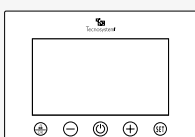


With **POLARIS 5X** control unit with  
Colour display - Wi-Fi, Alexa, Google Home



NOTE: FOR KIT COMPONENTS LIST SEE PAGE 40

**N. 5  
STEALTH 3X**




CODE	DESCRIPTION	COUPLING Ø	U.M.	Pieces per box
GAD400378	PROAIR PACK CAB ORANGE 5 - WITH SINTERED POLYSTYRENE PLENUM - WITH 5 CHRONOTHERMOSTATS STEALTH 3X - WITH POLARIS 5X CONTROL UNIT - Ø150/200 mm	150/200mm	PSC	1

The plenum for duct units is included.  
(Please, in time of order specify code of plenum, see from page 46)



# proAIR<sup>®</sup>CAB lilla pack4L

4 ZONE WITH INSULATED METAL SHEET PLENUM



Datasheet

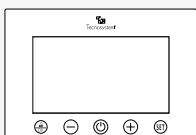


With **POLARIS 5X** control unit with Colour display - Wi-Fi, Alexa, Google Home



NOTE: FOR KIT COMPONENTS LIST SEE PAGE 40

N. 4  
STEALTH 3X




CODE	DESCRIPTION	DAMPERS Ø	U.M.	Pieces per box
GAD400403	PROAIR PACK CAB LILLA 4 L - WITH 4 CHRONOTHERMOSTATS STEALTH 3X - WITH POLARIS 5X CONTROL UNIT - Ø150 mm	150 mm	PSC	1
GAD400404	PROAIR PACK CAB LILLA 4 L - WITH 4 CHRONOTHERMOSTATS STEALTH 3X - WITH POLARIS 5X CONTROL UNIT - Ø200 mm	200 mm	PSC	1

The plenum for duct units is included. (Please, in time of order specify code of plenum, see from page 46)

# proAIR<sup>®</sup>CAB orange pack5L

5 ZONE WITH INSULATED METAL SHEET PLENUM



Datasheet

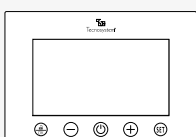


With **POLARIS 5X** control unit with Colour display - Wi-Fi, Alexa, Google Home



NOTE: FOR KIT COMPONENTS LIST SEE PAGE 40

N. 5  
STEALTH 3X




CODE	DESCRIPTION	DAMPERS Ø	U.M.	Pieces per box
GAD400405	PROAIR PACK CAB ORANGE 5 L - WITH 5 CHRONOTHERMOSTATS STEALTH 3X - WITH POLARIS 5X CONTROL UNIT - Ø150 mm	150 mm	PSC	1
GAD400406	PROAIR PACK CAB ORANGE 5 L - WITH 5 CHRONOTHERMOSTATS STEALTH 3X - WITH POLARIS 5X CONTROL UNIT - Ø200 mm	200 mm	PSC	1

The plenum for duct units is included. (Please, in time of order specify code of plenum, see from page 46)

# proAIR® CAB black pack6L

6 ZONE WITH INSULATED METAL SHEET PLENUM



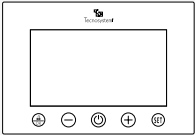
With **POLARIS 5X** control unit with Colour display - Wi-Fi, Alexa, Google Home

Datasheet



NOTE: FOR KIT COMPONENTS LIST SEE PAGE 40

N. 6  
STEALTH 3X



CODE	DESCRIPTION	COUPLING Ø	U.M.	Pieces per box
GAD400407	PROAIR PACK CAB BLACK 6 L - WITH 6 CHRONOTHERMOSTATS STEALTH 3X - WITH POLARIS 5X CONTROL UNIT - Ø150 mm	150 mm	PSC	1
GAD400408	PROAIR PACK CAB BLACK 6 L - WITH 6 CHRONOTHERMOSTATS STEALTH 3X - WITH POLARIS 5X CONTROL UNIT - Ø200 mm	200 mm	PSC	1

The plenum for duct units is included. **(Please, in time of order specify code of plenum, see from page 46)**

## THE RANGE OF PLENUM FOR DUCTED AIR CONDITIONING UNITS MORE COMPLETE AND AVAILABLE PRESENT ON THE MARKET

The cost of the plenum of the ducted unit\* is included in the price of the proair pack



### IDENTIFY THE BRAND AND MODEL OF YOUR DUCTED MACHINE

Our catalogue contains all the makes and models of ducted air conditioning units currently manu-factured

Plenum in PAL are available only on request, for quotes please write to [preventivi@tecnosystemi.com](mailto:preventivi@tecnosystemi.com)

- The information on the composition of each plenum is purely indicative and not binding. It is necessary to check that all elements that make up the plenum are compatible with the design specifications of the system to be built.
- TECNOSYSTEMI S.P.A SOCIETÀ BENEFIT accepts no liability for negligent or improper use of the product.
- The products in this catalogue are designed and manufactured exclusively to our specifications.
- For further information, please contact the technical department.

\* Sheet metal plenums are pre-drilled.

\* Collars are not included in the supply: for collars, see pages 137-139 Project Wind

**DAIKIN**

**SINGLE PLENUM “MINI EOLO”  
IN SINTERED POLYSTYRENE**

	CODE	FRONT COLLAR INCLUDED	SIDE COLLAR INCLUDED
		N° COLLARS / Ø mm	N° COLLARS / Ø mm
	<ul style="list-style-type: none"> <li>• FXSQ-A 40/50</li> <li>• FXSA-A 40/50</li> <li>• FBA-A 35/50</li> </ul>	PWD400037	3 Ø 125-150
	PWD400403	4 Ø 125-150	2 Ø 200
<ul style="list-style-type: none"> <li>• FXSQ-A 63/80</li> <li>• FXSA-A 63/80</li> <li>• FBA-A 60/71</li> </ul>	PWD400038	4 Ø 125-150	2 Ø 200
<ul style="list-style-type: none"> <li>• FXDQ-A 40/50</li> <li>• FXDA-A 40/50</li> </ul>	-	-	-
<ul style="list-style-type: none"> <li>• FDQ-C 125</li> <li>• FDA-A 125</li> </ul>	-	-	-
<ul style="list-style-type: none"> <li>• FXSQ-A 100/125</li> <li>• FXSA-A 100/125</li> <li>• FBA-A 100/125/140</li> </ul>	-	-	-
<ul style="list-style-type: none"> <li>• FXDQ-A 15/20/25/32</li> <li>• FXDA-A 10/15/20/25/32</li> <li>• FDXM-F 25/35</li> </ul>	PWD400039	4 Ø 125-150	2 Ø 200
<ul style="list-style-type: none"> <li>• FXDQ-A 63</li> <li>• FXDA-A 63</li> <li>• FDXM-F 50/60</li> </ul>	-	-	-
<ul style="list-style-type: none"> <li>• FXSQ-A 15/20/25/32</li> <li>• FXSA-A 15/20/25/32</li> </ul>	PWD400040	3 Ø 125-150	2 Ø 200
<ul style="list-style-type: none"> <li>• FWS-AT 2</li> <li>• FWM 01/15/02</li> </ul>	-	-	-
<ul style="list-style-type: none"> <li>• FWS-AT 3</li> <li>• FWM 25/03</li> </ul>	PWD400042	4 Ø 125-150	2 Ø 200
<ul style="list-style-type: none"> <li>• FWS-AT 6</li> <li>• FWM 35/04/06</li> </ul>	-	-	-
<ul style="list-style-type: none"> <li>• FWS-AT 8</li> </ul>	-	-	-
<ul style="list-style-type: none"> <li>• FWP-AT 02/03/04</li> <li>• FWB-BT 02/03/04</li> </ul>	-	-	-
<ul style="list-style-type: none"> <li>• FWP-AT 05/06/07</li> <li>• FWB-BT 05/06/07</li> </ul>	-	-	-
<ul style="list-style-type: none"> <li>• FWB-BT 08/09/10</li> </ul>	-	-	-
<ul style="list-style-type: none"> <li>• FXSQ-A 140</li> <li>• FXSA-A 140</li> </ul>	-	-	-
<ul style="list-style-type: none"> <li>• FWD-AT/AF 4</li> </ul>	-	-	-
<ul style="list-style-type: none"> <li>• FWD-AT/AF 6</li> </ul>	-	-	-
<ul style="list-style-type: none"> <li>• FWD-AT/AF 08/10</li> </ul>	-	-	-
<ul style="list-style-type: none"> <li>• FWD-AT/AF 12</li> </ul>	-	-	-
<ul style="list-style-type: none"> <li>• FNA-A 25/35</li> <li>• FNQ-A 25/35</li> </ul>	PWD400167	4 Ø 125-150	2 Ø 200
<ul style="list-style-type: none"> <li>• FNA-A 50/60</li> <li>• FNQ-A 50/60</li> </ul>	-	-	-
<ul style="list-style-type: none"> <li>• FDA-A 200/250</li> </ul>	-	-	-
<ul style="list-style-type: none"> <li>• FWE-DATN5V3 03/04/05</li> </ul>	PWD400320	4 Ø 125-150	2 Ø 200
<ul style="list-style-type: none"> <li>• FWE-DATN5V3 06</li> <li>• FWE-DAFN5V3 06</li> </ul>	-	-	-

**SINGLE PLENUM “EOLO”  
IN SINTERED POLYSTYRENE**

**SINGLE PLENUM  
INSULATED METAL SHEET/PAL**

CODE	FRONT COLLAR INCLUDED	SIDE COLLAR INCLUDED	CODE	FRONT SPIGOTS INCLUDED*	SIDE SPIGOTS INCLUDED*	COLLAR TO BE ORDER EXTRA*
	N° COLLARS / Ø mm	N° COLLARS / Ø mm		N° SPIGOTS / Ø mm	N° SPIGOTS / Ø mm	MODEL
PL11165035	2 Ø 150-200	2 Ø 200	PWD400399	4 Ø 150	2 Ø 150	A1
PL11162007	3 Ø 150-200		PWD400400	5 Ø 150	2 Ø 150	A1
PWD400402	4 Ø 150-200		11162007	2 Ø 200	2 Ø 200	B2
PL11162008	4 Ø 150-200	2 Ø 200	PWD400401	3 Ø 150	2 Ø 150	A1
			PWD400395	4 Ø 150	2 Ø 150	A1
			11162008	3 Ø 200	2 Ø 200	B2
PWD400398	5 Ø 150-200	2 Ø 200	PWD400396	5 Ø 150	2 Ø 150	A1
			PWD400397	6 Ø 150	2 Ø 150	A1
PL11162004	4 Ø 150-200	2 Ø 200	11162004	4 Ø 150	4 Ø 150	B2
PL11162001	5 Ø 150-200	2 Ø 200	11162001	5 Ø 200	2 Ø 200	B2
PL11162009	5 Ø 150-200	2 Ø 200	11162009	5 Ø 200	2 Ø 200	B2
PL11162002	3 Ø 150-200	2 Ø 200	11162002	3 Ø 150	2 Ø 150	A1
PL11162006	5 Ø 150-200	2 Ø 200	11162006	5 Ø 150	2 Ø 150	A1
PL11165037	2 Ø 150-200	2 Ø 200	11165041	2 Ø 150	2 Ø 150	A1
PL11165041	3 Ø 150-200					
PL11165036	2 Ø 150-200	2 Ø 200	11165042	2 Ø 150	2 Ø 150	A1
PL11165042	3 Ø 150-200					
PL11165043	3 Ø 150-200	2 Ø 200	11165043	3 Ø 150	2 Ø 150	A1
PL11165045	4 Ø 150-200	2 Ø 200	11165045	4 Ø 150	2 Ø 150	A1
PL11165047	5 Ø 150-200	2 Ø 200	-	-	-	-
PL11165044	3 Ø 150-200	2 Ø 200	11165044	3 Ø 150	2 Ø 150	A1
PL11165046	5 Ø 150-200	2 Ø 200	11165046	5 Ø 150	2 Ø 150	A1
-	-	-	11165049	7 Ø 150	2 Ø 150	A1
-	-	-	11165048	7 Ø 150	2 Ø 150	A1
-	-	-	11165040	3 Ø 150	2 Ø 150	A1
-	-	-	11165039	4 Ø 150	2 Ø 150	A1
	5 Ø 150-200	2 Ø 200	11165038	5 Ø 150	2 Ø 150	A1
PL11162010	5 Ø 150-200	2 Ø 200	11162010	4 Ø 200	2 Ø 200	B2
PWD400173	3 Ø 150-200	2 Ø 200	PWD400185	3 Ø 150	2 Ø 150	A1
PWD400174	5 Ø 150-200	2 Ø 200	PWD400186	5 Ø 150	2 Ø 150	A1
-	-	-	PWD400316	5 Ø 200	2 Ø 200	B2
PWD400317	3 Ø 150-200	2 Ø 200	PWD400313	3 Ø 150	2 Ø 150	A1
PWD400318	4 Ø 150-200	2 Ø 200	PWD400314	4 Ø 150	2 Ø 150	A1

<b>DAIKIN</b>	SINGLE PLENUM “ <b>MINI EOLO</b> ” IN SINTERED POLYSTYRENE		
	CODE	FRONT COLLAR INCLUDED	SIDE COLLAR INCLUDED
		N° COLLARS / Ø mm	N° COLLARS / Ø mm
<ul style="list-style-type: none"> <li>• FWE-DATN5V3 07/08/10</li> <li>• FWE-DAFN5V3 07/08/10</li> </ul>	-	-	-
<ul style="list-style-type: none"> <li>• FWB-CTN/CFN 04/05</li> <li>• FWP-CTN/CFN 04/05</li> </ul>	-	-	-
<ul style="list-style-type: none"> <li>• FWB-CTN/CFN 06/08</li> <li>• FWP-CTN/CFN 06/08</li> </ul>	-	-	-
<ul style="list-style-type: none"> <li>• FWB-CTN/CFN 10/11/15/17</li> <li>• FWP-CTN/CFN 10/11/15/17</li> </ul>	-	-	-

**DAIKIN** PLENUM IN **PAL** AVAILABLE ON REQUEST

<b>Panasonic</b>	SINGLE PLENUM “ <b>MINI EOLO</b> ” IN SINTERED POLYSTYRENE		
	CODE	FRONT COLLAR INCLUDED	SIDE COLLAR INCLUDED
		N° COLLARS / Ø mm	N° COLLARS / Ø mm
<ul style="list-style-type: none"> <li>• S-PF1E5A/B 36/45/50</li> <li>• S-MF2E5A 15/22/28/36/45/56</li> <li>• S-PF3E 3650</li> </ul>	-	-	-
<ul style="list-style-type: none"> <li>• S-PF1E5A/B 60/71</li> <li>• S-MF2E5A 60/73/90</li> </ul>	PWD400044	4 Ø 125-150	2 Ø 200
<ul style="list-style-type: none"> <li>• S-PF1E5A/B 100/125/140</li> <li>• S-MF2E5A 106/140/160</li> </ul>	-	-	-
<ul style="list-style-type: none"> <li>• CS-MZ UD3EA 20</li> <li>• CS-Z UD3EAW 25/35/50/60</li> </ul>	PWD400045	4 Ø 125-150	2 Ø 200
<ul style="list-style-type: none"> <li>• S-PN1E5A/B 36/45/50</li> <li>• S-PN1E5A/B 100/125/140</li> </ul>	-	-	-
<ul style="list-style-type: none"> <li>• S-PE2E5 250</li> </ul>	-	-	-
<ul style="list-style-type: none"> <li>• S-PF3E 6071</li> </ul>	-	-	-
<ul style="list-style-type: none"> <li>• S-PF3E 1014</li> </ul>	-	-	-
<ul style="list-style-type: none"> <li>• S-MM1E5A 15/22/28/36/45/56</li> <li>• CS-Z 20/25/35/50/60</li> </ul>	PWD400366	4 Ø 125-150	2 Ø 200
<ul style="list-style-type: none"> <li>• S-PE3E5B 200/250</li> </ul>	-	-	-
<ul style="list-style-type: none"> <li>• S-MF3E5B 15/22/28/36/45/56</li> </ul>	-	-	-
<ul style="list-style-type: none"> <li>• S-MF3E5B 60/73/90</li> </ul>	-	-	-
<ul style="list-style-type: none"> <li>• S-MF3E5B 106/140/160</li> </ul>	-	-	-
<ul style="list-style-type: none"> <li>• P-FH AS-2AA-E 18/15/21</li> </ul>			
<ul style="list-style-type: none"> <li>• P-FH AS-2AA-E 24/27</li> </ul>			
<ul style="list-style-type: none"> <li>• P-FD AS-2EA-E 10</li> </ul>			
<ul style="list-style-type: none"> <li>• P-FD AS-2EA-E 15</li> </ul>			
<ul style="list-style-type: none"> <li>• P-FD AS-2EA-E 20</li> </ul>			



SINGLE PLENUM “EOLO” IN SINTERED POLYSTYRENE			SINGLE PLENUM INSULATED METAL SHEET/PAL			
CODE	FRONT COLLAR INCLUDED	SIDE COLLAR INCLUDED	CODE	FRONT SPIGOTS INCLUDED*	SIDE SPIGOTS INCLUDED*	COLLAR TO BE ORDER EXTRA*
	N° COLLARS / Ø mm	N° COLLARS / Ø mm		N° SPIGOTS / Ø mm	N° SPIGOTS / Ø mm	MODEL
PWD400319	5 Ø 150-200	2 Ø 200	PWD400315	5 Ø 150	2 Ø 150	A1
PWD400376	3 Ø 150-200	2 Ø 200	PWD400372	2 Ø 200	2 Ø 200	B2
PWD400377	4 Ø 150-200	2 Ø 200	PWD400373	3 Ø 200	2 Ø 200	B2
PL11162010	5 Ø 150-200	2 Ø 200	11162010	4 Ø 200	2 Ø 200	B2

SINGLE PLENUM “EOLO” IN SINTERED POLYSTYRENE			SINGLE PLENUM INSULATED METAL SHEET/PAL			
CODE	FRONT COLLAR INCLUDED	SIDE COLLAR INCLUDED	CODE	FRONT SPIGOTS INCLUDED*	SIDE SPIGOTS INCLUDED*	COLLAR TO BE ORDER EXTRA*
	N° COLLARS / Ø mm	N° COLLARS / Ø mm		N° SPIGOTS / Ø mm	N° SPIGOTS / Ø mm	MODEL
PL11164003	3 Ø 150-200	2 Ø 200	11164003	3 Ø 150	2 Ø 150	A1
	4 Ø 150-200	2 Ø 200	11164002	4 Ø 150	2 Ø 150	A1
PL11164004	5 Ø 150-200	2 Ø 200	11164004	6 Ø 150	2 Ø 150	A1
PL11164006	3 Ø 150-200	2 Ø 200	11164006	3 Ø 150	2 Ø 150	A1
-			11164008	3 Ø 150	2 Ø 150	A1
-			11164010	5 Ø 150	2 Ø 150	A1
-	-	-	PWD400088	4 Ø 200	2 Ø 200	B2
PWD400281	3 Ø 150-200	2 Ø 200	PWD400256	4 Ø 150	2 Ø 150	A1
PWD400282	5 Ø 150-200	2 Ø 200	PWD400257	5 Ø 150	2 Ø 150	A1
PWD400365	3 Ø 150-200	2 Ø 200	PWD400370	3 Ø 150	2 Ø 150	A1
-	-	-	PWD400371	4 Ø 200	2 Ø 200	B2
PL11164003	3 Ø 150-200	2 Ø 200	11164003	3 Ø 150	2 Ø 150	A1
PWD400281	3 Ø 150-200	2 Ø 200	PWD400256	4 Ø 150	2 Ø 150	A1
PWD400282	5 Ø 150-200	2 Ø 200	PWD400257	5 Ø 150	2 Ø 150	A1
			PWD402474	6 Ø 150	2 Ø 150	A1
			PWD402475	6 Ø 200	2 Ø 200	B2
			PWD402476	2 Ø 200	2 Ø 200	B2
			PWD402477	2 Ø 200	2 Ø 200	B2
			PWD402478	3 Ø 200	2 Ø 200	B2

<h1>Panasonic</h1>	<b>SINGLE PLENUM “MINI EOLO” IN SINTERED POLYSTYRENE</b>		
	CODE	FRONT COLLAR INCLUDED	SIDE COLLAR INCLUDED
		N° COLLARS / Ø mm	N° COLLARS / Ø mm
• P-FD AS-2EA-E 25/30			
• P-FD AS-2EA-E 40			
• FC2A-D - L/R 30 <b>NEW</b> • P-FCAQ-2AA-E 30	-	-	-
• FC2A-D - L/R 40 <b>NEW</b> • P-FCAQ-2AA-E 40	-	-	-
• FC2A-D - L/R 050/070 <b>NEW</b> • P-FCAQ-2AA-E 50/70	-	-	-
• FC2A-D - L/R 060/80 <b>NEW</b> • P-FCAQ-2EA-E 60/80	-	-	-

<h1>TOSHIBA</h1>	<b>SINGLE PLENUM “MINI EOLO” IN SINTERED POLYSTYRENE</b>		
	CODE	FRONT COLLAR INCLUDED	SIDE COLLAR INCLUDED
		N° COLLARS / Ø mm	N° COLLARS / Ø mm
• RAV-SM BTP-E 406/456/566 • MMD-AP BHP-E 0076/0096/0126/0156/0186 • RAV-RM BTP-E 561 • MMD-AP BHP1-E 0076/96/126/156/186	PWD400048	4 Ø 125-150	2 Ø 200
• RAS-M G3DV-E/ND/TR 07/10/13 • RAS-MU2DVG-E 07/10/13	PWD400049	4 Ø 125-150	2 Ø 200
• RAV-SM BTP-E 806 • MMD-AP BHP-E 0246/0276/0306 • RAV-RM BTP-E 801 • MMD-AP BHP1-E 0246/276/306 • MMD-AP HP1-E 0186/246/276	-	-	-
• RAV-SM BTP-E 1106/1406/1606 • MMD-AP BHP-E 0366/0486/0566 • MMD-UP HP-E 0361/0481/0561 • MMD-UP HFP-E 481 • RAV-RM BTP-E 1101/1401/1606 • RAV-HM BTP-E 1101/1401/1601 • MMD-AP BHP1-E 0366/486/566 • MMD-AP HP1-E 0366/486/566 • MMD-UP BHP-E 0361/0481/0561	-	-	-
• RAS-M G3DV 16 • M G3DV - E/ND/TR 16 • RAS-M U2DVG-E 16	-	-	-

SINGLE PLENUM “EOLO” IN SINTERED POLYSTYRENE			SINGLE PLENUM INSULATED METAL SHEET/PAL			
CODE	FRONT COLLAR INCLUDED	SIDE COLLAR INCLUDED	CODE	FRONT SPIGOTS INCLUDED*	SIDE SPIGOTS INCLUDED*	COLLAR TO BE ORDER EXTRA*
	N° COLLARS / Ø mm	N° COLLARS / Ø mm		N° SPIGOTS / Ø mm	N° SPIGOTS / Ø mm	MODEL
			PWD402479	3 Ø 200	2 Ø 200	B2
			PWD402480	4 Ø 200	2 Ø 200	B2
-	-	-	PWD400442	3 Ø 150	2 Ø 150	A1
-	-	-	PWD400443	4 Ø 150	2 Ø 150	A1
-	-	-	PWD400444	5 Ø 150	2 Ø 150	A1
-	-	-	PWD400445	6 Ø 150	2 Ø 150	A1

SINGLE PLENUM “EOLO” IN SINTERED POLYSTYRENE			SINGLE PLENUM INSULATED METAL SHEET/PAL			
CODE	FRONT COLLAR INCLUDED	SIDE COLLAR INCLUDED	CODE	FRONT SPIGOTS INCLUDED*	SIDE SPIGOTS INCLUDED*	COLLAR TO BE ORDER EXTRA*
	N° COLLARS / Ø mm	N° COLLARS / Ø mm		N° SPIGOTS / Ø mm	N° SPIGOTS / Ø mm	MODEL
PL11162093	3 Ø 150-200	2 Ø 200	11162093	3 Ø 150	2 Ø 150	A1
PL11162096	3 Ø 150-200	2 Ø 200	11162096	3 Ø 150	2 Ø 150	A1
PL11162094	4 Ø 150-200	2 Ø 200	11162094	5 Ø 150	2 Ø 150	A1
-	-	-	11162095	6 Ø 150	2 Ø 150	A1
PL11162097	4 Ø 150-200	2 Ø 200	11162097	4 Ø 150	2 Ø 150	A1

# TOSHIBA

## SINGLE PLENUM “MINI EOLO” IN SINTERED POLYSTYRENE

	CODE	FRONT COLLAR INCLUDED	SIDE COLLAR INCLUDED
		N° COLLARS / Ø mm	N° COLLARS / Ø mm
<ul style="list-style-type: none"> <li>• RAV-SM SDT-E 304/404/454/564</li> <li>• MMD-P SPHE 0056/76/96/126/154/184</li> <li>• RAV-RM SDT-E 301/401/561</li> <li>• MMD-AP SPH1-E 0056/74/94/124/154/184</li> </ul>	-	-	-
<ul style="list-style-type: none"> <li>• RAS-M U2DVG-E 22/24</li> </ul>	-	-	-
<ul style="list-style-type: none"> <li>• MMD-AP SPH1-E 0244/274</li> </ul>	-	-	-
<ul style="list-style-type: none"> <li>• MMD-AP HP-E 0726/0966</li> <li>• MMD-UP HP-E 0721/0961</li> <li>• MMD-UP HFP-E 0721/0961/1121/1281</li> <li>• RAV-SM DTP-E 2244/2804</li> <li>• RAV-RM DTP-E 2241/2801</li> </ul>	-	-	-
<ul style="list-style-type: none"> <li>• MMD-UP-SPHY-E 0031/051/071/091/121</li> </ul>	PWD400049	4 Ø 125-150	2 Ø 200
<ul style="list-style-type: none"> <li>• MMD-UP-SPHY-E 0151/0181</li> </ul>	-	-	-
<ul style="list-style-type: none"> <li>• MMD-UP-SPHY-E 0241/0271</li> </ul>	-	-	-
<ul style="list-style-type: none"> <li>• RAV-HM BTP-E 561</li> <li>• MMD-UP BHP-E 0051/0071/0091/0121/0151/0171</li> </ul>	PWD400446	4 Ø 125-150	2 Ø 200
<ul style="list-style-type: none"> <li>• RAV-HM BTP-E 801</li> <li>• MMD-UP BHP-E 0241/0271/0301</li> <li>• MMD-UP HP-E 0181/0241/0271</li> </ul>	-	-	-



## SINGLE PLENUM “MINI EOLO” IN SINTERED POLYSTYRENE

	CODE	FRONT COLLAR INCLUDED	SIDE COLLAR INCLUDED
		N° COLLARS / Ø mm	N° COLLARS / Ø mm
<ul style="list-style-type: none"> <li>• PEFY-P VMA-E 20/25/32</li> <li>• PEFY-W 20/25/32 VMA-A</li> <li>• PEFY-M VMA-A 20/25/32</li> <li>• PEFY-WP VMA-E 20</li> </ul>	-	-	-
<ul style="list-style-type: none"> <li>• PEFY-P VMS 1-E 15/20/25/32</li> </ul>	PWD400039	4 Ø 125-150	2 Ø 200
<ul style="list-style-type: none"> <li>• SEZ-M DAL 35/50</li> <li>• SEZ-M 35/50 DA</li> <li>• PEFY-W 40/50 VMS-A</li> <li>• PEFY-P VMS1-E 40/50</li> <li>• PEFY-WP VMS1-E 32/40</li> </ul>	-	-	-
<ul style="list-style-type: none"> <li>• SEZ-M DAL 60/71</li> <li>• PEFY-P VMS 1-E 63</li> </ul>	-	-	-
<ul style="list-style-type: none"> <li>• PEAD M JA 35/50</li> <li>• PEFY-W 40 VMA-A</li> <li>• PEFY-P VMA-E 40/50</li> <li>• PEFY-M VMA-A 40/50/63</li> <li>• PEFY-WP VMA-E 25/32</li> </ul>	-	-	-

SINGLE PLENUM “EOLO” IN SINTERED POLYSTYRENE				SINGLE PLENUM INSULATED METAL SHEET/PAL			
CODE	FRONT COLLAR INCLUDED	SIDE COLLAR INCLUDED	CODE	FRONT SPIGOTS INCLUDED*	SIDE SPIGOTS INCLUDED*	COLLAR TO BE ORDER EXTRA*	
	N° COLLARS / Ø mm	N° COLLARS / Ø mm		N° SPIGOTS / Ø mm	N° SPIGOTS / Ø mm	MODEL	
PL11162098	4 Ø 150-200	2 Ø 200	11162098	4 Ø 150	2 Ø 150	A1	
PWD400132	4 Ø 150-200	2 Ø 200	PWD400148	5 Ø 150	2 Ø 150	A1	
PWD400133	5 Ø 150-200	2 Ø 200	PWD400149	5 Ø 150	2 Ø 150	A1	
-	-	-	PWD400150	5 Ø 200	2 Ø 200	B2	
PL11162096	3 Ø 150-200	2 Ø 200	11162096	3 Ø 150	2 Ø 150	A1	
PL11162097	4 Ø 150-200	2 Ø 200	11162097	4 Ø 150	2 Ø 150	A1	
PWD400132	4 Ø 150-200	2 Ø 200	PWD400148	5 Ø 150	2 Ø 150	A1	
PWD400447	3 Ø 150-200	2 Ø 200	PWD400424	2 Ø 200	2 Ø 200	B2	
PWD400448	4 Ø 150-200	2 Ø 200	PWD400425	4 Ø 200	2 Ø 200	B2	

SINGLE PLENUM “EOLO” IN SINTERED POLYSTYRENE				SINGLE PLENUM INSULATED METAL SHEET/PAL			
CODE	FRONT COLLAR INCLUDED	SIDE COLLAR INCLUDED	CODE	FRONT SPIGOTS INCLUDED*	SIDE SPIGOTS INCLUDED*	COLLAR TO BE ORDER EXTRA*	
	N° COLLARS / Ø mm	N° COLLARS / Ø mm		N° SPIGOTS / Ø mm	N° SPIGOTS / Ø mm	MODEL	
PL11162018	3 Ø 150-200	2 Ø 200	11162018	3 Ø 150	2 Ø 150	A1	
PL11162002	3 Ø 150-200	2 Ø 200	11162002	3 Ø 150	2 Ø 150	A1	
PL11162015	4 Ø 150-200	2 Ø 200	11162015	4 Ø 150	2 Ø 150	A1	
PL11162006	5 Ø 150-200	2 Ø 200	11162006	5 Ø 150	2 Ø 150	A1	
PL11162013	4 Ø 150-200	2 Ø 200	11162013	4 Ø 150	2 Ø 150	A1	





SINGLE PLENUM “**MINI EOLO**”  
IN SINTERED POLYSTYRENE

	SINGLE PLENUM “ <b>MINI EOLO</b> ” IN SINTERED POLYSTYRENE		
	CODE	FRONT COLLAR INCLUDED	SIDE COLLAR INCLUDED
		N° COLLARS / Ø mm	N° COLLARS / Ø mm
<ul style="list-style-type: none"> <li>• PEFY-P VMA-E 63/71/80</li> <li>• PEAD-SM JAL 71</li> <li>• PEFY-W 50/63/71/80 VMA-A</li> <li>• PEFY-M VMA-A 71/80</li> <li>• PEFY-WP VMA-E 40/50</li> </ul>	-	-	-
<ul style="list-style-type: none"> <li>• PEFY-P VMA-E 100/125</li> <li>• PEAD-SM JAL 100/125</li> <li>• PEFY-W 100/125 VMA-A</li> <li>• PEAD-M JA 100/125</li> <li>• PEFY-M VMA-A 100/125</li> </ul>	-	-	-
<ul style="list-style-type: none"> <li>• PEFY-P VMA-E 140</li> <li>• PEAD-SM JAL 140</li> <li>• PEFY-M VMA-A 140</li> </ul>	-	-	-
<ul style="list-style-type: none"> <li>• PEFY-P VMR-E-L 20/25/32</li> </ul>	-	-	-
<ul style="list-style-type: none"> <li>• PEFY-P VMHS-E 40/50/63</li> </ul>	-	-	-
<ul style="list-style-type: none"> <li>• PEFY-P VMHS-E 71/80</li> </ul>	-	-	-
<ul style="list-style-type: none"> <li>• PEFY-P VMHS-E 100/125/140</li> </ul>	-	-	-
<ul style="list-style-type: none"> <li>• PEFY-P VMHS-E 200/250</li> </ul>	-	-	-
<ul style="list-style-type: none"> <li>• SEZ-M 25 DA</li> <li>• PEFY-W 10/15/20/25/32 VMS-A</li> <li>• PEFY-WP VMS1-E 10/15/20/25</li> </ul>	PWD400298	4 Ø 125-150	2 Ø 200
<ul style="list-style-type: none"> <li>• SEZ-M 60/71 DA</li> <li>• PEFY-WP VMS1-E 50</li> </ul>	-	-	-



PLENUM IN **PAL** AVAILABLE ON REQUEST



SINGLE PLENUM “**MINI EOLO**”  
IN SINTERED POLYSTYRENE

	SINGLE PLENUM “ <b>MINI EOLO</b> ” IN SINTERED POLYSTYRENE		
	CODE	FRONT COLLAR INCLUDED	SIDE COLLAR INCLUDED
		N° COLLARS / Ø mm	N° COLLARS / Ø mm
<ul style="list-style-type: none"> <li>• GB-X SR 18</li> </ul>	PWD400065	4 Ø 125-150	2 Ø 200
<ul style="list-style-type: none"> <li>• GB-X SR 24/36</li> </ul>	-	-	-

SINGLE PLENUM “EOLO” IN SINTERED POLYSTYRENE				SINGLE PLENUM INSULATED METAL SHEET/PAL			
CODE	FRONT COLLAR INCLUDED	SIDE COLLAR INCLUDED	CODE	FRONT SPIGOTS INCLUDED*	SIDE SPIGOTS INCLUDED*	COLLAR TO BE ORDER EXTRA*	
	N° COLLARS / Ø mm	N° COLLARS / Ø mm		N° SPIGOTS / Ø mm	N° SPIGOTS / Ø mm	MODEL	
PL11162014	5 Ø 150-200	2 Ø 200	11162014	5 Ø150	2 Ø150	A1	
-	-	-	11162016	7 Ø150	2 Ø150	A1	
-	-	-	11162017	8 Ø150	2 Ø150	A1	
-	-	-	PWD400242	2 Ø 150	2 Ø 150	A1	
-	-	-	PWD400261	2 Ø 200	2 Ø 200	B2	
-	-	-	PWD400262	3 Ø 200	2 Ø 200	B2	
-	-	-	PWD400263	4 Ø 200	2 Ø 200	B2	
-	-	-	PWD400266	4 Ø 200	2 Ø 200	B2	
PWD400275	3 Ø 150-200	2 Ø 200	PWD400250	3 Ø150	2 Ø150	A1	
PWD400276	4 Ø 150-200	2 Ø 200	PWD400251	5 Ø150	2 Ø150	A1	

SINGLE PLENUM “EOLO” IN SINTERED POLYSTYRENE				SINGLE PLENUM INSULATED METAL SHEET/PAL			
CODE	FRONT COLLAR INCLUDED	SIDE COLLAR INCLUDED	CODE	FRONT SPIGOTS INCLUDED*	SIDE SPIGOTS INCLUDED*	COLLAR TO BE ORDER EXTRA*	
	N° COLLARS / Ø mm	N° COLLARS / Ø mm		N° SPIGOTS / Ø mm	N° SPIGOTS / Ø mm	MODEL	
PL11163200	4 Ø 150-200	2 Ø 200	11163200	4 Ø 150	2 Ø 150	A1	
PL11163201	4 Ø 150-200	2 Ø 200	11163201	4 Ø 150	2 Ø 150	A1	

# SAMSUNG

## SINGLE PLENUM “MINI EOLO” IN SINTERED POLYSTYRENE

	CODE	FRONT COLLAR INCLUDED	SIDE COLLAR INCLUDED
		N° COLLARS / Ø mm	N° COLLARS / Ø mm
<ul style="list-style-type: none"> <li>• AC MNLDKH/EU 026/035</li> <li>• AM FNLDEH/EU 017/022/028/036</li> <li>• AE MNLDEH/EU 022/028/036</li> <li>• AC RNLDKG/EU 026/035</li> </ul>	PWD400039	4 Ø 125-150	2 Ø 200
<ul style="list-style-type: none"> <li>• AE MNLDEH/EU 056</li> <li>• AM FNMDEH/EU 022/028/036</li> <li>• AM FNLDEH/EU 045/056</li> <li>• AJ RBLDEG/EU 026/036</li> </ul>	-	-	-
<ul style="list-style-type: none"> <li>• AJ TNLDEG/EU 026/035</li> </ul>	PWD400241	3 Ø 125-150	2 Ø 200
<ul style="list-style-type: none"> <li>• AM NMDEH/EU 045/056/071</li> <li>• AJ TNMDEG/EU 052</li> </ul>	-	-	-
<ul style="list-style-type: none"> <li>• AC MNMDKH/EU 035/052/060/071</li> <li>• AC BNMPKG/EU 035/052</li> <li>• AE MNMPEH/EU 071</li> <li>• AE BNMPEH 036/056</li> <li>• AE ANMPEH 071</li> <li>• AM HNMPKH 036/045/056/071</li> <li>• AC JNMCEH/EU 035</li> <li>• AC RNMDKG/EU 035/052/071</li> <li>• AC HNMCEH/EU 035</li> <li>• AM - ANMPKH/EU 022/028/036/045/056/071</li> </ul>	-	-	-
<ul style="list-style-type: none"> <li>• AC MNLDKH/EU 052/071</li> <li>• AC RNLDKG/EU 052/071</li> </ul>	-	-	-
<ul style="list-style-type: none"> <li>• AC MNMDKH/EU 090/100</li> <li>• AC BNMPKG/EU 071</li> <li>• AM HNMPKH/EU 090</li> <li>• AM - ANMPKH/EU 090</li> <li>• AC JNMCEH/EU 071</li> <li>• AC RNMDKG/EU 100</li> <li>• AE MNMPEH/EU 090</li> </ul>	-	-	-
<ul style="list-style-type: none"> <li>• AC MNMDKH/EU 120/140</li> <li>• AC BNMPKG/EU 100/120/140</li> <li>• AC JNMCEH/EU 100/125</li> <li>• AC RNMDKG/EU 120/140</li> <li>• AM - ANMPKH/EU 112/128/140</li> <li>• AM HNHPKH/EU 112/128/140</li> <li>• AM HNMPKH/EU 112/128/140</li> </ul>	-	-	-
<ul style="list-style-type: none"> <li>• AM FNLDEH/EU 071</li> </ul>	-	-	-
<ul style="list-style-type: none"> <li>• AC SDXEA 090/100</li> </ul>	-	-	-
<ul style="list-style-type: none"> <li>• AM FNMDEH/EU 090</li> <li>• DH EAV2 070/090</li> </ul>	-	-	-
<ul style="list-style-type: none"> <li>• AC JNHPKH/EU 180/200</li> <li>• AC KNHPKH/EU 200/250</li> </ul>	-	-	-
<ul style="list-style-type: none"> <li>• AM FNHDEH 220/280</li> <li>• AM JNHFKH/EU 180/224</li> </ul>	-	-	-
<ul style="list-style-type: none"> <li>• AM - ANLDKH/EU 017/022/028/036</li> </ul>	PWD400241	3 Ø 125-150	2 Ø 200
<ul style="list-style-type: none"> <li>• AJ BNMDEG/EU 052</li> </ul>	PWD402489	4 Ø125-150	2 Ø 200
<ul style="list-style-type: none"> <li>• AC BNLDKG 052/071</li> </ul>			

SINGLE PLENUM “EOLO” IN SINTERED POLYSTYRENE				SINGLE PLENUM INSULATED METAL SHEET/PAL			
CODE	FRONT COLLAR INCLUDED	SIDE COLLAR INCLUDED	CODE	FRONT SPIGOTS INCLUDED*	SIDE SPIGOTS INCLUDED*	COLLAR TO BE ORDER EXTRA*	
	N° COLLARS / Ø mm	N° COLLARS / Ø mm		N° SPIGOTS / Ø mm	N° SPIGOTS / Ø mm	MODEL	
PL11162002	3 Ø 150-200	2 Ø 200	11162002	3 Ø150	2 Ø150	A1	
PL11162004	4 Ø 150-200	2 Ø 200	11162004	4 Ø150	2 Ø150	A1	
PWD400240	2 Ø 150-200	2 Ø 200	PWD400239	2 Ø150	2 Ø150	A1	
PL11165002	4 Ø 150-200	2 Ø 200	11165002	4 Ø150	2 Ø150	A1	
PL11165008	4 Ø 150-200	2 Ø 200	11165008	3 Ø200	2 Ø200	B2	
			PWD400197	4 Ø200	2 Ø200	B2	
PL11165010	5 Ø 150-200	2 Ø 200	11165010	5 Ø150	2 Ø150	A1	
PL11165012	5 Ø 150-200	2 Ø 200	11165012	5 Ø200	2 Ø200	B2	
-	-	-	11165014	5 Ø200	2 Ø200	B2	
-	-	-	11165004	5 Ø150	2 Ø150	A1	
-	-	-	11165006	4 Ø200	2 Ø200	B2	
PL11165009	4 Ø 150-200	2 Ø 200	-	-	-	-	
-	-	-	PWD400145	5 Ø 200	2 Ø 200	B2	
-	-	-	PWD400146	4 Ø 200	2 Ø 200	B2	
PWD400240	2 Ø 150-200	2 Ø 200	PWD400239	2 Ø150	2 Ø150	A1	
PWD402504	3 Ø150-200	2 Ø 200	PWD402461	4 DN 150	2 DN 150	A1	
PWD402505	4 Ø150-200	2 Ø 200	PWD402462	5 DN 150	2 DN 150	A1	

**MITSUBISHI**  
HEAVY INDUSTRIES LTD.

SINGLE PLENUM “**MINI EOLO**”  
IN SINTERED POLYSTYRENE

	CODE	FRONT COLLAR INCLUDED	SIDE COLLAR INCLUDED
		N° COLLARS / Ø mm	N° COLLARS / Ø mm
	• SRR ZM-S 25/35	PWD400051	4 Ø 125-150
• SRR ZM-S 50/60	-	-	-
• FDUM VF/VH 40/50 • FDU KX6F 45/56 • FDUM KXE6F 22/56	PWD400052	4 Ø 125-150	2 Ø 200
• FDUM VF/VH 60/71 • FDU VF1 71 • FDU KX6F 71/90 • FDUM KXE6F 71/90	-	-	-
• FDUM VF/VH 100/125/140 • FDU VF1/VF2 100 • FDU KXE6F 112/140 • FDU VF 100/125/140 • FDUM KXE6F 112/140/160	-	-	-
• FDU VG 200/240	-	-	-

**HITACHI**

SINGLE PLENUM “**MINI EOLO**”  
IN SINTERED POLYSTYRENE

	CODE	FRONT COLLAR INCLUDED	SIDE COLLAR INCLUDED
		N° COLLARS / Ø mm	N° COLLARS / Ø mm
	• RAD RPA 25/35/50	PWD400060	4 Ø 125-150
• RAD PPA 50/60/70	-	-	-
• RPI FSN4E 2.0/2.5/3.0	-	-	-
• RPI FSN4E 4.0/5.0/6.0	-	-	-
• RAD-RPE 25/35 • RAD-QPE 18	-	-	-
• RAD-RPE 50/60 • RAD-PPD 50/60/70	-	-	-
• RPIM-UNE1NH 3.0	-	-	-
• RPIM-UNE1NH 4.0/5.0/6.0/6.5	-	-	-
• RPI-FSRE 0.4	-	3 Ø 125-150	2 Ø 200
• RPI-FSRE 1.5/2.0	-	3 Ø 125-150	2 Ø 200
• RPI-FSRE 2.5/3.0	-	-	-
• RPI-FSRE 4.0/6.0 • RPI-FSN6E-EF 4.0/6.0	-	-	-
• RPIH-FSRE 4.0/6.0	-	-	-

**Haier**

SINGLE PLENUM “**MINI EOLO**”  
IN SINTERED POLYSTYRENE


	CODE	FRONT COLLAR INCLUDED	SIDE COLLAR INCLUDED
		N° COLLARS / Ø mm	N° COLLARS / Ø mm
	• AD MS1ERA 12	-	-
• AD MS1ERA 18	-	-	-
• AD MS1ERA - MS2ERA 24/28	-	-	-


SINGLE PLENUM “EOLO” IN SINTERED POLYSTYRENE				SINGLE PLENUM INSULATED METAL SHEET/PAL			
CODE	FRONT COLLAR INCLUDED	SIDE COLLAR INCLUDED	CODE	FRONT SPIGOTS INCLUDED*	SIDE SPIGOTS INCLUDED*	COLLAR TO BE ORDER EXTRA*	
	N° COLLARS / Ø mm	N° COLLARS / Ø mm		N° SPIGOTS / Ø mm	N° SPIGOTS / Ø mm	MODEL	
PL11162164	3 Ø 150-200	2 Ø 200	11162164	3 Ø 150	2 Ø 150	A1	
PL11162165	4 Ø 150-200	2 Ø 200	11162165	4 Ø 150	2 Ø 150	A1	
PL11162161	3 Ø 150-200	2 Ø 200	11162161	3 Ø 150	2 Ø 150	A1	
PL11162162	4 Ø 150-200	2 Ø 200	11162162	4 Ø 150	2 Ø 150	A1	
PL11162163	5 Ø 150-200	2 Ø 200	11162163	6 Ø 150	2 Ø 150	A1	
-	-	-	11162166	6 Ø 200	2 Ø 200	B2	

SINGLE PLENUM “EOLO” IN SINTERED POLYSTYRENE				SINGLE PLENUM INSULATED METAL SHEET/PAL			
CODE	FRONT COLLAR INCLUDED	SIDE COLLAR INCLUDED	CODE	FRONT SPIGOTS INCLUDED*	SIDE SPIGOTS INCLUDED*	COLLAR TO BE ORDER EXTRA*	
	N° COLLARS / Ø mm	N° COLLARS / Ø mm		N° SPIGOTS / Ø mm	N° SPIGOTS / Ø mm	MODEL	
PL11163020	3 Ø 150-200	2 Ø 200	11163020	3 Ø 150	2 Ø 150	A1	
-	-	-	11163021	3 Ø 200	2 Ø 200	B2	
-	-	-	11163022	4 Ø 150	2 Ø 150	A1	
-	-	-	11163023	6 Ø 150	2 Ø 150	A1	
-	-	-	PWD400303	3 Ø 200	2 Ø 200	B2	
PWD400285	4 Ø 150-200	2 Ø 200	PWD400260	3 Ø 200	2 Ø 200	B2	
PWD400020	4 Ø 150-200	2 Ø 200	PWD400001	3 Ø 200	2 Ø 200	B2	
PWD400021	5 Ø 150-200	2 Ø 200	PWD400003	5 Ø 200	2 Ø 200	B2	
	2 Ø 150-200	2 Ø 200	PWD400435	2 Ø 150	2 Ø 150	A1	
	2 Ø 150-200	2 Ø 200	PWD400436	3 Ø 150	2 Ø 150	A1	
PWD400461	4 Ø 150-200	2 Ø 200	PWD400437	4 Ø 150	2 Ø 150	A1	
PWD400462	5 Ø 150-200	2 Ø 200	PWD400438	6 Ø 150	2 Ø 150	A1	
-	-	-	PWD400439	5 Ø 200	2 Ø 200	B2	

SINGLE PLENUM “EOLO” IN SINTERED POLYSTYRENE				SINGLE PLENUM INSULATED METAL SHEET/PAL			
CODE	FRONT COLLAR INCLUDED	SIDE COLLAR INCLUDED	CODE	FRONT SPIGOTS INCLUDED*	SIDE SPIGOTS INCLUDED*	COLLAR TO BE ORDER EXTRA*	
	N° COLLARS / Ø mm	N° COLLARS / Ø mm		N° SPIGOTS / Ø mm	N° SPIGOTS / Ø mm	MODEL	
-	-	-	11162053	2 Ø 150	2 Ø 150	A1	
PL11162054	4 Ø 150-200	2 Ø 200	11162054	4 Ø 150	2 Ø 150	A1	



	<b>SINGLE PLENUM “MINI EOLO” IN SINTERED POLYSTYRENE</b>		
	CODE	FRONT COLLAR INCLUDED	SIDE COLLAR INCLUDED
		N° COLLARS / Ø mm	N° COLLARS / Ø mm
<ul style="list-style-type: none"> <li>• AD SS1ERA 09/12</li> <li>• AD S2SS1FA 25/35</li> </ul>	PWD400054	4 Ø 125-150	2 Ø 200
<ul style="list-style-type: none"> <li>• AD SS1ERA 18/24</li> <li>• AD HS1ERA 48/60</li> </ul>	-	-	-
<ul style="list-style-type: none"> <li>• ADH M1ERG 105/125/140</li> </ul>	-	-	-
<ul style="list-style-type: none"> <li>• AD S2S S1FA 50</li> <li>• AD S2S S2FA 50</li> <li>• AD S2S S1FA 71</li> <li>• AD S2S S2FA 71</li> </ul>	-	-	-
<ul style="list-style-type: none"> <li>• AD S2S M3FA 35</li> </ul>	PWD400055	3 Ø 125-150	2 Ø 200
<ul style="list-style-type: none"> <li>• AD S2S S2FA 25</li> <li>• AD S2S S1FA 35</li> </ul>	PWD400089	4 Ø 125 150	2 Ø 200
<ul style="list-style-type: none"> <li>• AD S2S M1FA 50</li> <li>• AD S2S M1FA 71</li> </ul>	-	-	-
<ul style="list-style-type: none"> <li>• AD S2S M3FA 50</li> <li>• AD S2S M3FA 71</li> <li>• AD S2S M3FA 90</li> <li>• AD MJERA 302</li> </ul>	-	-	-
<ul style="list-style-type: none"> <li>• AD S2S M3FA 105</li> <li>• AD S2S M3FA 125</li> <li>• AD S2S M3FA 140</li> </ul>	-	-	-
<ul style="list-style-type: none"> <li>• ADH H1ERG 105</li> <li>• ADH H1ERG 125</li> <li>• ADH H1ERG 140</li> </ul>	-	-	-

	<b>SINGLE PLENUM “MINI EOLO” IN SINTERED POLYSTYRENE</b>		
	CODE	FRONT COLLAR INCLUDED	SIDE COLLAR INCLUDED
		N° COLLARS / Ø mm	N° COLLARS / Ø mm
<ul style="list-style-type: none"> <li>• MP INH CC2 15/21/25</li> <li>• MP INH CC2 31/41/51</li> </ul>	-	-	-
<ul style="list-style-type: none"> <li>• ID2-XY 27M/35M</li> </ul>	PWD400297	3 Ø 125-150	2 Ø 200
<ul style="list-style-type: none"> <li>• ID2-XY 53M</li> </ul>	PWD400064	4 Ø 125-150	2 Ø 200
<ul style="list-style-type: none"> <li>• ID2-XY 105M</li> <li>• ID2-XY 140M/160M</li> </ul>	-	-	-
<ul style="list-style-type: none"> <li>• ID3-XY -M 27/35</li> </ul>	PWD400063	3 Ø 125-150	2 Ø 200
<ul style="list-style-type: none"> <li>• ID3-XY -M 53</li> </ul>	PWD400064	4 Ø 125-150	2 Ø 200
<ul style="list-style-type: none"> <li>• ID3-XY -M 70</li> <li>• ID3-XY -M 88/105</li> <li>• ID3-XY -M 120/140/160</li> </ul>	-	-	-

SINGLE PLENUM “EOLO” IN SINTERED POLYSTYRENE			SINGLE PLENUM INSULATED METAL SHEET/PAL			
CODE	FRONT COLLAR INCLUDED	SIDE COLLAR INCLUDED	CODE	FRONT SPIGOTS INCLUDED*	SIDE SPIGOTS INCLUDED*	COLLAR TO BE ORDER EXTRA*
	N° COLLARS / Ø mm	N° COLLARS / Ø mm		N° SPIGOTS / Ø mm	N° SPIGOTS / Ø mm	MODEL
PL11162055	3 Ø 150-200	2 Ø 200	11162055	3 Ø 150	2 Ø 150	A1
-	-	-	11162057	5 Ø 150	2 Ø 150	A1
-	-	-	11162056	3 Ø 200	2 Ø 200	B2
-	-	-	11162059	6 Ø 150	2 Ø 150	A1
PL11165112	4 Ø 150-200	2 Ø 200	11165112	5 Ø 150	2 Ø 150	A1
PWD400029	3 Ø 150-200	2 Ø 200	PWD400017	3 Ø 150	2 Ø 150	A1
PWD400090	3 Ø 150-200	2 Ø 200	PWD400082	3 Ø 150	2 Ø 150	E5
PWD400092	3 Ø 150-200	2 Ø 200	PWD400084	4 Ø 150	2 Ø 150	E5
PWD400093	4 Ø 150-200	2 Ø 200	PWD400085	5 Ø 150	2 Ø 150	E5
-	-	-	PWD400086	6 Ø 150	2 Ø 150	E5
-	-	-	PWD400087	6 Ø 150	2 Ø 150	E5

SINGLE PLENUM “EOLO” IN SINTERED POLYSTYRENE			SINGLE PLENUM INSULATED METAL SHEET/PAL			
CODE	FRONT COLLAR INCLUDED	SIDE COLLAR INCLUDED	CODE	FRONT SPIGOTS INCLUDED*	SIDE SPIGOTS INCLUDED*	COLLAR TO BE ORDER EXTRA*
	N° COLLARS / Ø mm	N° COLLARS / Ø mm		N° SPIGOTS / Ø mm	N° SPIGOTS / Ø mm	MODEL
PL11162003	4 Ø 150-200	2 Ø 200	11162003	3 Ø 200	2 Ø 200	B2
PL11162001	5 Ø 150-200	2 Ø 200	11162001	5 Ø 200	2 Ø 200	B2
PWD400274	2 Ø 150-200	2 Ø 200	PWD400249	3 Ø 150	2 Ø 150	A1
PWD400023	3 Ø 150-200	2 Ø 200	PWD400007	3 Ø 150	2 Ø 150	A1
PWD400025	5 Ø 150-200	2 Ø 200	PWD400011	6 Ø 150	2 Ø 150	A1
	4 Ø 150-200	2 Ø 200	PWD400012	4 Ø 200	2 Ø 200	B2
PWD400027	3 Ø 150-200	2 Ø 200	PWD400005	2 Ø 150	2 Ø 150	A1
PWD400023	3 Ø 150-200	2 Ø 200	PWD400007	3 Ø 150	2 Ø 150	A1
PWD400024	4 Ø 150-200	2 Ø 200	PWD400009	4 Ø 150	2 Ø 150	A1
PWD400025	5 Ø 150-200	2 Ø 200	PWD400011	6 Ø 150	2 Ø 150	A1
	4 Ø 150-200	2 Ø 200	PWD400431	4 Ø 200	2 Ø 200	B2



SINGLE PLENUM “**MINI EOLO**”  
IN SINTERED POLYSTYRENE

	CODE	FRONT COLLAR INCLUDED	SIDE COLLAR INCLUDED
		N° COLLARS / Ø mm	N° COLLARS / Ø mm
• RDG LLTB 09/12/14	PWD400056	4 Ø 125-150	2 Ø 200
• RDG LLTB 18	-	-	-
• RDG LHTLB 12/14	-	-	-
• RDG LHTLB 18/24/30	-	-	-
• RDG LHTLB 36/45/54	-	-	-
• RDG LM 24/30/36/45 <b>**</b> (con flangia di mandata da 1065x208)	-	-	-
• RDG LHTA 45/54	-	-	-
• RDG LSLAP 12/14	-	-	-
• RDG LSLAP 18	-	-	-
• RDG KLLAP 9/12/14	PWD400057	4 Ø 125-150	2 Ø 200
• RDG KLLAP 18	-	-	-



SINGLE PLENUM “**MINI EOLO**”  
IN SINTERED POLYSTYRENE

	CODE	FRONT COLLAR INCLUDED	SIDE COLLAR INCLUDED
		N° COLLARS / Ø mm	N° COLLARS / Ø mm
• ARYG LSLAP 12/14	PWD400057	4 Ø 125-150	2 Ø 200
• ARXG KLLAP 9/12/14			
• ARYG LLTB 12/14	PWD400056	4 Ø 125-150	2 Ø 200
• ARYG LLTB 18	-	-	-
• ARYG LMLA 24/36 <b>**</b> (con flangia di mandata da 1065x208)	-	-	-
• ARYG LMLA/LE 30/36 <b>**</b> (con flangia di mandata da 1065x208)			
• ARYG LMLA 45 <b>**</b> (con flangia di mandata da 1065x208)			
• ARXG KMLA 22/24/30/36/45 <b>**</b> (con flangia di mandata da 1065x208)			
• ARYG LHTA-LHTAT 45/54	-	-	-
• ARXG KHTA 45/54	-	-	-
• ARYG LHTBP 12/14	-	-	-
• ARXG KHTAP 12/14	-	-	-
• ARYG LHTBP 18/22/24/30	-	-	-
• ARYG KHTAP 18/22/24/30	-	-	-
• ARYG LSLAP 18	-	-	-
• ARXG KLLAP 18	-	-	-
• ARYG-LHTBP 36/45/54	-	-	-
• ARXH KMTAP 30/36/45/54	-	-	-
• ARXH KMTAP 24	PWD402484	4 Ø125-150	2 Ø 200

SINGLE PLENUM “EOLO” IN SINTERED POLYSTYRENE			SINGLE PLENUM INSULATED METAL SHEET/PAL			
CODE	FRONT COLLAR INCLUDED	SIDE COLLAR INCLUDED	CODE	FRONT SPIGOTS INCLUDED*	SIDE SPIGOTS INCLUDED*	COLLAR TO BE ORDER EXTRA*
	N° COLLARS / Ø mm	N° COLLARS / Ø mm		N° SPIGOTS / Ø mm	N° SPIGOTS / Ø mm	MODEL
PL11162027	3 Ø 150-200	2 Ø 200	11162027	3 Ø 150	2 Ø 150	A1
PL11162030	4 Ø 150-200	2 Ø 200	11162030	4 Ø 150	2 Ø 150	A1
PL11162000	4 Ø 150-200	2 Ø 200	11162000	2 Ø 150	2 Ø 150	B2
PWD400284	4 Ø 150-200	2 Ø 200	PWD400259	3 Ø 200	2 Ø 200	B2
PL11162001	5 Ø 150-200	2 Ø 200	11162001	5 Ø 200	2 Ø 200	B2
PL11162028	5 Ø 150-200	2 Ø 200	11162028	4 Ø 200	2 Ø 200	B2
-	-	-	11162025	3 Ø 200	2 Ø 200	B2
-	-	-	PWD400161	3 Ø 150	2 Ø 150	A1
-	-	-	PWD400162	4 Ø 150	2 Ø 150	A1
PL11162026	3 Ø 150-200	3 Ø 200	11162026	3 Ø 150	2 Ø 150	A1
PWD400131	4 Ø 150-200	2 Ø 200	PWD400147	4 Ø 150	2 Ø 150	A1

SINGLE PLENUM “EOLO” IN SINTERED POLYSTYRENE			SINGLE PLENUM INSULATED METAL SHEET/PAL			
CODE	FRONT COLLAR INCLUDED	SIDE COLLAR INCLUDED	CODE	FRONT SPIGOTS INCLUDED*	SIDE SPIGOTS INCLUDED*	COLLAR TO BE ORDER EXTRA*
	N° COLLARS / Ø mm	N° COLLARS / Ø mm		N° SPIGOTS / Ø mm	N° SPIGOTS / Ø mm	MODEL
PL11162026	3 Ø 150-200	3 Ø 200	11162026	3 Ø 150	2 Ø 150	A1
PL11162027	3 Ø 150-200	2 Ø 200	11162027	3 Ø 150	2 Ø 150	A1
PL11162030	4 Ø 150-200	2 Ø 200	11162030	4 Ø 150	2 Ø 150	A1
PL11162028	5 Ø 150-200	2 Ø 200	11162028	4 Ø 200	2 Ø 200	B2
-	-	-	11162025	3 Ø 200	2 Ø 200	B2
PL11162000	4 Ø 150-200	2 Ø 200	11162000	2 Ø 200	2 Ø 200	B2
PL11162003	4 Ø 150-200	2 Ø 200	11162003	3 Ø 200	2 Ø 200	B2
PWD400131	4 Ø 150-200	2 Ø 200	PWD400147	4 Ø 150	2 Ø 150	A1
PL11162001	5 Ø 150-200	2 Ø 200	11162001	5 Ø 200	2 Ø 200	B2
PWD402495	5 Ø 150-200	2 Ø 200	PWD402468	6 Ø 150	2 Ø 150	A1
PWD402496	3 Ø 150-200	2 Ø 200	PWD402469	4 Ø 150	2 Ø 150	A1



SINGLE PLENUM “**MINI EOLO**”  
IN SINTERED POLYSTYRENE

	CODE	FRONT COLLAR INCLUDED	SIDE COLLAR INCLUDED
		N° COLLARS / Ø mm	N° COLLARS / Ø mm
• GFH EA-K3DNA1A/1 09/12	PWD400039	4 Ø 125-150	2 Ø 200
• GFH EA-K3DNA1A/1 18	-	-	-
• GFH EA-K3DNA1A/1 21/24	-	-	-
• GFH K3FI 12/18	PWD400065	4 Ø 125-150	2 Ø 200
• GFH K3FI 24/30/36	-	-	-
• GUD PS/A-T 35		3 Ø 125 - 150	2 Ø 200
• GUD PS/A-T 50	-	-	-
• GUD PS/A-T 71	-	-	-
• GUD PS/A-T 85	-	-	-
• GUD PHS/A-T 71	-	-	-
• GUD PHS/A-T 85	-	-	-
• GUD PHS/A-T 100	-	-	-
• GUD PHS/A-T 140	-	-	-
• GUD PHS/A-T 160	-	-	-
• GUD PS1/A-S 35	PWD400292	3 Ø 125 - 150	2 Ø 200
• GUD PS1/A-S 50	-	-	-
• GUD PS1/A-S 71	-	-	-
• GUD PS1/A-S 100	-	-	-
• GUD PS1/A-S 125/140	-	-	-



SINGLE PLENUM “**MINI EOLO**”  
IN SINTERED POLYSTYRENE

	CODE	FRONT COLLAR INCLUDED	SIDE COLLAR INCLUDED
		N° COLLARS / Ø mm	N° COLLARS / Ø mm
• CM N 14 18/24			
• UM N14 30			
• ARNU GM1A4 07/09/12/15/18/24			
• CM R.N10 18/24			
• UM R.N10 30			
• CM F.N10 18/24			
• UM F.N10 30			
• UM FH.N10 12/18			
• CB L N12 9	PWD400058	4 Ø 125-150	2 Ø 200
• CB L N22 12/18	-	-	-
• UM N24 36/42			
• UM R N20 36/42			
• ARNU GM2A4 28/36/42			
• UM F.N20 36/42			
• UB E NHO 18/24C/24			
• ARNU-GL1G4 05/07/09			
• ARNU-GL2G4 12/15/18			
• UL-FH.F50 12/18			
• CL-F.N50 09/12			
• ARNU-GL3G4 21/24			
• CL-F.N60 18			
• ARNU-GB8A4 76/96			
• UM-FH.N20 24/30			
• UM-FH.N30 36/42/48			
• UM-F.N30 48/60			

SINGLE PLENUM “EOLO” IN SINTERED POLYSTYRENE			SINGLE PLENUM INSULATED METAL SHEET/PAL			
CODE	FRONT COLLAR INCLUDED	SIDE COLLAR INCLUDED	CODE	FRONT SPIGOTS INCLUDED*	SIDE SPIGOTS INCLUDED*	COLLAR TO BE ORDER EXTRA*
	N° COLLARS / Ø mm	N° COLLARS / Ø mm		N° SPIGOTS / Ø mm	N° SPIGOTS / Ø mm	MODEL
PL11162002	3 Ø 150-200	2 Ø 200	11162002	3 Ø 150	2 Ø 150	A1
PL11162004	4 Ø 150-200	2 Ø 200	11162004	4 Ø 150	2 Ø 150	A1
PL11162006	5 Ø 150-200	2 Ø 200	11162006	5 Ø 150	2 Ø 150	A1
PL11163200	4 Ø 150-200	2 Ø 200	11163200	4 Ø 150	2 Ø 150	A1
PL11163201	4 Ø 150-200	2 Ø 200	11163201	4 Ø 150	2 Ø 150	A1
PWD400100	3 Ø 150 200	2 Ø 200	PWD400094	3 Ø 150	2 Ø 150	E5
PWD400101	4 Ø 150 200	2 Ø 200	PWD400095	4 Ø 150	2 Ø 150	E5
PWD400102	5 Ø 150 200	2 Ø 200	PWD400096	6 Ø 150	2 Ø 150	E5
-	-	-	PWD400352	3 Ø 200	2 Ø 200	B2
PWD400103	3 Ø 150 200	2 Ø 200	PWD400097	3 Ø 200	2 Ø 200	B2
PWD400104	5 Ø 150 200	2 Ø 200	PWD400098	5 Ø 200	2 Ø 200	B2
PWD400268	3 Ø 150-200	2 Ø 200	PWD400243	3 Ø 150	2 Ø 150	A1
PWD400101	4 Ø 150-200	2 Ø 200	PWD400095	4 Ø 150	2 Ø 150	A1
PWD400415	4 Ø 150-200	2 Ø 200	PWD400413	3 Ø 200	2 Ø 200	B2
PWD400416	5 Ø 150-200	2 Ø 200	PWD400414	5 Ø 200	2 Ø 200	B2
	5 Ø 150-200	2 Ø 200	PWD400465	5 Ø 200	2 Ø 200	B2

SINGLE PLENUM “EOLO” IN SINTERED POLYSTYRENE			SINGLE PLENUM INSULATED METAL SHEET/PAL			
CODE	FRONT COLLAR INCLUDED	SIDE COLLAR INCLUDED	CODE	FRONT SPIGOTS INCLUDED*	SIDE SPIGOTS INCLUDED*	COLLAR TO BE ORDER EXTRA*
	N° COLLARS / Ø mm	N° COLLARS / Ø mm		N° SPIGOTS / Ø mm	N° SPIGOTS / Ø mm	MODEL
PL11162067	4 Ø 150-200	2 Ø 200	11162067	3 Ø 200	2 Ø 200	B2
-	-	-	11162072	3 Ø 150	2 Ø 150	A1
-	-	-	11162068	4 Ø 150	2 Ø 150	A1
PL11162070	5 Ø 150-200	2 Ø 200	11162070	5 Ø 200	2 Ø 200	B2
-	-	-	11162073	4 Ø 150	2 Ø 150	A1
PWD400271	3 Ø 150-200	2 Ø 200	PWD400246	3 Ø 150	2 Ø 150	A1
PWD400272	4 Ø 150-200	2 Ø 200	PWD400247	4 Ø 150	2 Ø 150	A1
PWD400273	4 Ø 150-200	2 Ø 200	PWD400248	5 Ø 150	2 Ø 150	A1
-	-	-	PWD400265	4 Ø 200	2 Ø 200	B2
PWD400283	5 Ø 150-200	2 Ø 200	PWD400258	5 Ø 200	2 Ø 200	B2
-	-	-	PWD400264	5 Ø 200	2 Ø 200	B2



# AERMEC

## SINGLE PLENUM "MINI EOLO" IN SINTERED POLYSTYRENE

	CODE	FRONT COLLAR INCLUDED	SIDE COLLAR INCLUDED
		N° COLLARS / Ø mm	N° COLLARS / Ø mm
• VED-I 530/532/540/541	-	-	-
• VED-I 730/732/740/741	-	-	-
• LCI-D 270	-	-	-
• LCI-D 141/161	-	-	-
• LCI-D 1400/1600	-	-	-
• LCI-D 350/500	PWD400065	4 Ø 125-150	2 Ø 200
• LCI-D 071/086/101/121	-	-	-
• LCI-D 700/850/1000/1200	-	-	-
• FCZI P 200/201/202/250	-	-	-
• FCZI P 300/301/302/350	-	-	-
• FCZI P 400/401/402/450/500/501/502/550	-	-	-
• FCZI P 700/701/702/750/900/901/950	-	-	-
• LCG-D 350	PWD400292	3 Ø 125-150	2 Ø 200
• LCG-D 500	-	-	-
• LCG-D 700/850	-	-	-
• LCG-D 1000	-	-	-
• LCG-D 1200/1400/1600	-	-	-
• VED 030/040	PWD400299	3 Ø 125-150	2 Ø 200
• VED 130/140	PWD400300	4 Ø 125-150	2 Ø 200
• VED 230/240	-	-	-
• VED 330/340	-	-	-
• MLG-D 250	PWD400167	4 Ø 125-150	2 Ø 200
• MLG-D 350	-	-	-
• MLG-D 500	-	-	-

# GENERAL

## SINGLE PLENUM "MINI EOLO" IN SINTERED POLYSTYRENE

	CODE	FRONT COLLAR INCLUDED	SIDE COLLAR INCLUDED
		N° COLLARS / Ø mm	N° COLLARS / Ø mm
• ARHG LLTB 12	PWD400056	4 Ø 125-150	2 Ø 200
• ARHG LLTB 14	PWD400056	4 Ø 125-150	2 Ø 200
• ARHG LLTB 18	-	-	-
• ARHG LMLA/LE 24-30-36-45*(con flangia di mandata da 1065x208)	-	-	-
• ARXG-KMLA 22/24/30/36/45*(con flangia di mandata da 1065x208)	-	-	-
• ARHG-LHTBP 12/14	-	-	-
• ARHG-LHTBP 18/24/30	-	-	-
• ARHG-LHTBP 36/45/54	-	-	-
• ARHG-LHTA 45/54	-	-	-
• ARXG-KLLAP 09/12/14	PWD400057	4 Ø 125-150	2 Ø 200
• ARXG-KLLAP 18	-	-	-
• ARXG-KHTAP 12/14	-	-	-
• ARXG-KHTAP 18/22/24/30	-	-	-
• ARXG-KHTAP 36/45/54	-	-	-
• ARXG-KHTA 45/54	-	-	-

SINGLE PLENUM "EOLO" IN SINTERED POLYSTYRENE			SINGLE PLENUM INSULATED METAL SHEET/PAL			
CODE	FRONT COLLAR INCLUDED	SIDE COLLAR INCLUDED	CODE	FRONT SPIGOTS INCLUDED*	SIDE SPIGOTS INCLUDED*	COLLAR TO BE ORDER EXTRA*
	N° COLLARS / Ø mm	N° COLLARS / Ø mm		N° SPIGOTS / Ø mm	N° SPIGOTS / Ø mm	MODEL
-	-	-	11162120	4 Ø 200	2 Ø 200	B2
-	-	-	11162121	6 Ø 200	2 Ø 200	B2
-	-	-	11162122	3 Ø 150	2 Ø 150	A1
-	-	-	11162123	4 Ø 150	2 Ø 150	A1
PL11163200	4 Ø 150-200	2 Ø 200	11163200	4 Ø 150	2 Ø 150	A1
PL11163201	4 Ø 150-200	2 Ø 200	11163201	4 Ø 150	2 Ø 150	A1
PWD400175	3 Ø 150-200	2 Ø 200	PWD400188	2 Ø 200	2 Ø 200	B2
PWD400176	3 Ø 150-200	2 Ø 200	PWD400189	3 Ø 200	2 Ø 200	B2
PWD400177	4 Ø 150-200	2 Ø 200	PWD400190	4 Ø 200	2 Ø 200	B2
PWD400178	5 Ø 150-200	2 Ø 200	PWD400191	4 Ø 200	2 Ø 200	B2
PWD400268	3 Ø 150-200	2 Ø 200	PWD400243	3 Ø 150	2 Ø 150	A1
PWD400101	4 Ø 150 200	2 Ø 200	PWD400095	4 Ø 150	2 Ø 150	E5
PWD400110	5 Ø 150-200	2 Ø 200	PWD400152	6 Ø 150	2 Ø 150	A1
PWD400103	3 Ø 150 200	2 Ø 200	PWD400097	3 Ø 200	2 Ø 200	B2
PWD400104	5 Ø 150 200	2 Ø 200	PWD400098	5 Ø 200	2 Ø 200	B2
-	-	-	PWD400252	2 Ø 150	2 Ø 150	A1
PWD400278	3 Ø 150-200	2 Ø 200	PWD400253	4 Ø 150	2 Ø 150	A1
PWD400279	4 Ø 150-200	2 Ø 200	PWD400254	5 Ø 150	2 Ø 150	A1
PWD400280	5 Ø 150-200	2 Ø 200	PWD400255	5 Ø 150	2 Ø 150	A1
PWD400173	3 Ø 150-200	2 Ø 200	PWD400185	3 Ø 150	2 Ø 150	A1
PL11165111	4 Ø 150-200	2 Ø 200	11165111	4 Ø 150	2 Ø 150	A1

SINGLE PLENUM "EOLO" IN SINTERED POLYSTYRENE			SINGLE PLENUM INSULATED METAL SHEET/PAL			
CODE	FRONT COLLAR INCLUDED	SIDE COLLAR INCLUDED	CODE	FRONT SPIGOTS INCLUDED*	SIDE SPIGOTS INCLUDED*	COLLAR TO BE ORDER EXTRA*
	N° COLLARS / Ø mm	N° COLLARS / Ø mm		N° SPIGOTS / Ø mm	N° SPIGOTS / Ø mm	MODEL
PL11162027	3 Ø 150-200	2 Ø 200	11162027	3 Ø 150	2 Ø 150	A1
PL11162027	3 Ø 150-200	2 Ø 200	11162027	3 Ø 150	2 Ø 150	A1
PL11162030	4 Ø 150-200	2 Ø 200	11162030	4 Ø 150	2 Ø 150	A1
PL11162028	5 Ø 150-200	2 Ø 200	11162028	4 Ø 200	2 Ø 200	B2
PL11162000	4 Ø 150-200	2 Ø 200	11162000	2 Ø 200	2 Ø 200	B2
PWD400284	4 Ø 150-200	2 Ø 200	PWD400259	3 Ø 200	2 Ø 200	B2
PL11162001	5 Ø 150-200	2 Ø 200	11162001	5 Ø 200	2 Ø 200	B2
-	-	-	11162025	3 Ø 200	2 Ø 200	B2
PL11162026	3 Ø 150-200	3 Ø 200	11162026	3 Ø 150	2 Ø 150	A1
PWD400131	4 Ø 150-200	2 Ø 200	PWD400147	4 Ø 150	2 Ø 150	A1
PL11162000	4 Ø 150-200	2 Ø 200	11162000	2 Ø 200	2 Ø 200	B2
PWD400284	4 Ø 150-200	2 Ø 200	PWD400259	3 Ø 200	2 Ø 200	B2
PL11162001	5 Ø 150-200	2 Ø 200	11162001	5 Ø 200	2 Ø 200	B2
-	-	-	11162025	3 Ø 200	2 Ø 200	B2

Midea

SINGLE PLENUM “**MINI EOLO**”  
IN SINTERED POLYSTYRENE

	CODE	FRONT COLLAR INCLUDED	SIDE COLLAR INCLUDED
		N° COLLARS / Ø mm	N° COLLARS / Ø mm
<ul style="list-style-type: none"> <li>• MTBD 35</li> <li>• MTBE 35</li> </ul>	PWD400061	3 Ø 125-150	2 Ø 200
<ul style="list-style-type: none"> <li>• MTBD 52/70</li> <li>• MTBE 52/70</li> </ul>	PWD400062	4 Ø 125-150	2 Ø 200
<ul style="list-style-type: none"> <li>• MTBD 88</li> <li>• MTBE 88</li> </ul>	-	-	-
<ul style="list-style-type: none"> <li>• MTBD 105/140/160</li> <li>• MTBE 105/140/160</li> </ul>	-	-	-
<ul style="list-style-type: none"> <li>• MTII FNXDO 09</li> <li>• MTIU-HWFXN 12</li> <li>• MTIU FNXDO 12</li> </ul>	PWD400063	3 Ø 125-150	2 Ø 200
<ul style="list-style-type: none"> <li>• MTI FNXDO 18</li> <li>• MTIU-HWFXN 18</li> </ul>	PWD400064	4 Ø 125-150	2 Ø 200
<ul style="list-style-type: none"> <li>• MTI FNXDO 24</li> <li>• MTIU-HWFXN 24</li> </ul>	-	-	-
<ul style="list-style-type: none"> <li>• MTI FNXDO 36</li> <li>• MTIU-HWFXN 30-36</li> </ul>	-	-	-



SINGLE PLENUM “**MINI EOLO**”  
IN SINTERED POLYSTYRENE

	CODE	FRONT COLLAR INCLUDED	SIDE COLLAR INCLUDED
		N° COLLARS / Ø mm	N° COLLARS / Ø mm
<ul style="list-style-type: none"> <li>• ADIC S 10</li> <li>• ADIB S 13</li> </ul>	-	-	-
<ul style="list-style-type: none"> <li>• SDIB S 9</li> <li>• SDIA S 8</li> </ul>	-	-	-
<ul style="list-style-type: none"> <li>• GUD PS/A-T 35</li> </ul>		3 Ø 125-150	2 Ø 200
<ul style="list-style-type: none"> <li>• GUD PS/A-T 50</li> </ul>	-	-	-
<ul style="list-style-type: none"> <li>• GUD PS/A-T 71</li> <li>• GUD PS/A-T 85</li> </ul>	-	-	-
<ul style="list-style-type: none"> <li>• GUD PHS/A-T 71</li> <li>• GUD PHS/A-T 85</li> </ul>	-	-	-
<ul style="list-style-type: none"> <li>• GUD PHS/A-T 100</li> </ul>	-	-	-
<ul style="list-style-type: none"> <li>• GUD PHS/A-T 140</li> <li>• GUD PHS/A-T 160</li> </ul>	-	-	-

SINGLE PLENUM “EOLO” IN SINTERED POLYSTYRENE				SINGLE PLENUM INSULATED METAL SHEET/PAL			
CODE	FRONT COLLAR INCLUDED	SIDE COLLAR INCLUDED	CODE	FRONT SPIGOTS INCLUDED*	SIDE SPIGOTS INCLUDED*	COLLAR TO BE ORDER EXTRA*	
	N° COLLARS / Ø mm	N° COLLARS / Ø mm		N° SPIGOTS / Ø mm	N° SPIGOTS / Ø mm	MODEL	
PL11162144	2 Ø 150-200	2 Ø 200	11162140	2 Ø 150	2 Ø 150	A1	
PL11162141	3 Ø 150-200	2 Ø 200	11162141	3 Ø 150	2 Ø 150	A1	
-	-	-	-	-	-	-	
	4 Ø 150-200	2 Ø 200	11162143	5 Ø 200	2 Ø 200	B2	
PWD400022	2 Ø 150-200	2 Ø 200	PWD400005	2 Ø 150	2 Ø 150	A1	
PWD400027	3 Ø 150-200						
PWD400023	3 Ø 150-200	2 Ø 200	PWD400007	3 Ø 150	2 Ø 150	A1	
PWD400024	4 Ø 150-200	2 Ø 200	PWD400009	4 Ø 150	2 Ø 150	A1	
PWD400025	5 Ø 150-200	2 Ø 200	PWD400011	6 Ø 150	2 Ø 150	A1	

SINGLE PLENUM “EOLO” IN SINTERED POLYSTYRENE				SINGLE PLENUM INSULATED METAL SHEET/PAL			
CODE	FRONT COLLAR INCLUDED	SIDE COLLAR INCLUDED	CODE	FRONT SPIGOTS INCLUDED*	SIDE SPIGOTS INCLUDED*	COLLAR TO BE ORDER EXTRA*	
	N° COLLARS / Ø mm	N° COLLARS / Ø mm		N° SPIGOTS / Ø mm	N° SPIGOTS / Ø mm	MODEL	
PL11162078	4 Ø 150-200	2 Ø 200	11162078	4 Ø 200	2 Ø 200	B2	
-	-	-	11163003	4 Ø 150	2 Ø 150	A1	
PWD400100	3 Ø 150 200	2 Ø 200	PWD400094	3 Ø 150	2 Ø 150	E5	
PWD400101	4 Ø 150 200	2 Ø 200	PWD400095	4 Ø 150	2 Ø 150	E5	
PWD400102	5 Ø 150 200	2 Ø 200	PWD400096	6 Ø 150	2 Ø 150	E5	
-	-	-	PWD400352	3 Ø 200	2 Ø 200	B2	
PWD400103	3 Ø 150 200	2 Ø 200	PWD400097	3 Ø 200	2 Ø 200	B2	
PWD400104	5 Ø 150 200	2 Ø 200	PWD400098	5 Ø 200	2 Ø 200	B2	



SINGLE PLENUM “**MINI EOLO**”  
IN SINTERED POLYSTYRENE

	CODE	FRONT COLLAR INCLUDED	SIDE COLLAR INCLUDED
		N° COLLARS / Ø mm	N° COLLARS / Ø mm
	• 300-S/HE DF 3028 M2	PWD400058	4 Ø125-150
• 300-S/HE DF 3053 M2	-	-	-
• 300-S/HE DF 3035 M2	PWD400167	4 Ø 125-150	2 Ø 200
• 242-S/HE D 2035 M1		3 Ø 125-150	2 Ø 200
• 242-S/HE D 2050 M1 • 300-S/HE DF 3053 M3 • 333-S DVL 3045/3056 M2 • 242-S D 2050 M2	-	-	-
• 242-S/HE D 2071 M1	-	-	-
• 242-S/HE D 2100 M1	-	-	-
• 300-S/HE DF 3028 M3 • 300-S/HE DF 3035 M3 • 333-S DVL 3036 M2 • 242-S D 2035 M2	PWD400292	3 Ø 125-150	2 Ø 200
• 242-S DH2071M1	-	-	-
• 242-S DH2085M1	-	-	-
• 242-S D20125M1	-	-	-
• 333-S DVHP3036M1 • 333-S DVHP3045M1	-	-	-
• 333-S DVHP3056M1 • 333-S DVHP3071M1	-	-	-
• 242-S D2071M2	-	-	-
• 242-S D20100M2 • 242-S D20125M2	-	-	-



SINGLE PLENUM “**MINI EOLO**”  
IN SINTERED POLYSTYRENE

	CODE	FRONT COLLAR INCLUDED	SIDE COLLAR INCLUDED
		N° COLLARS / Ø mm	N° COLLARS / Ø mm
	• DBIS 9 • DBIS 12	PWD400293	3 Ø 125-150
• DBIS 18	-	-	-
• DBIS 24	-	-	-
• DBIS 36	-	-	-
• DBIS 48	-	-	-
• DBIS 12 PLUS		3 Ø 125-150	2 Ø 200
• DBIS 18 PLUS		3 Ø 125-150	2 Ø 200

SINGLE PLENUM “EOLO” IN SINTERED POLYSTYRENE				SINGLE PLENUM INSULATED METAL SHEET/PAL			
CODE	FRONT COLLAR INCLUDED	SIDE COLLAR INCLUDED	CODE	FRONT SPIGOTS INCLUDED*	SIDE SPIGOTS INCLUDED*	COLLAR TO BE ORDER EXTRA*	
	N° COLLARS / Ø mm	N° COLLARS / Ø mm		N° SPIGOTS / Ø mm	N° SPIGOTS / Ø mm	MODEL	
-	-	-	11162072	3 Ø 150	2 Ø 150	A1	
PL11165111	4 Ø 150-200	2 Ø 200	11165111	4 Ø 150	2 Ø 150	A1	
PWD400173	3 Ø 150-200	2 Ø 200	PWD400185	3 Ø 150	2 Ø 150	A1	
PWD400100	3 Ø 150-200	2 Ø 200	PWD400094	3 Ø 150	2 Ø 150	E5	
PWD400101	4 Ø 150-200	2 Ø 200	PWD400095	4 Ø 150	2 Ø 150	A1	
PWD400102	5 Ø 150-200	2 Ø 200	PWD400096	6 Ø 150	2 Ø 150	E5	
PWD400103	3 Ø 150-200	2 Ø 200	PWD400097	3 Ø 200	2 Ø 200	B2	
PWD400268	3 Ø 150-200	2 Ø 200	PWD400243	3 Ø 150	2 Ø 150	A1	
-	-	-	PWD400352	3 Ø 200	2 Ø 200	B2	
-	-	-	PWD400352	3 Ø 200	2 Ø 200	B2	
PWD400104	5 Ø 150-200	2 Ø 200	PWD400098	5 Ø 200	2 Ø 200	B2	
PWD400405	2 Ø 150-200	2 Ø 200	PWD400404	2 Ø 200	2 Ø 200	B2	
PWD400407	3 Ø 150-200	2 Ø 200	PWD400406	3 Ø 200	2 Ø 200	B2	
PWD400415	4 Ø 150-200	2 Ø 200	PWD400413	3 Ø 200	2 Ø 200	B2	
PWD400416	5 Ø 150-200	2 Ø 200	PWD400414	5 Ø 200	2 Ø 200	B2	

SINGLE PLENUM “EOLO” IN SINTERED POLYSTYRENE				SINGLE PLENUM INSULATED METAL SHEET/PAL			
CODE	FRONT COLLAR INCLUDED	SIDE COLLAR INCLUDED	CODE	FRONT SPIGOTS INCLUDED*	SIDE SPIGOTS INCLUDED*	COLLAR TO BE ORDER EXTRA*	
	N° COLLARS / Ø mm	N° COLLARS / Ø mm		N° SPIGOTS / Ø mm	N° SPIGOTS / Ø mm	MODEL	
PWD400269	2 Ø 150-200	2 Ø 200	PWD400244	3 Ø 150	2 Ø 150	A1	
PWD400270	4 Ø 150-200	2 Ø 200	PWD400245	4 Ø 150	2 Ø 150	A1	
PWD400358	5 Ø 150-200	2 Ø 200	PWD400355	5 Ø 150	2 Ø 150	A1	
	5 Ø 150-200	2 Ø 200	PWD400356	5 Ø 150	2 Ø 150	A1	
	5 Ø 150-200	2 Ø 200	PWD400356	5 Ø 150	2 Ø 150	A1	
	2 Ø 150-200	2 Ø 200	PWD400357	2 Ø 150	2 Ø 150	A1	
	2 Ø 150-200	2 Ø 200	PWD400357	2 Ø 150	2 Ø 150	A1	





SINGLE PLENUM “**MINI EOLO**”  
IN SINTERED POLYSTYRENE

	CODE	FRONT COLLAR INCLUDED	SIDE COLLAR INCLUDED
		N° COLLARS / Ø mm	N° COLLARS / Ø mm
• DI-M 12	PWD400061	3 Ø 125-150	2 Ø 200
• DI-M 18	-	-	-
• DI-M 24	PWD400062	4 Ø 125-150	2 Ø 200
• DI-M 50/60	-	-	-
• DI-H 18	-	-	-
• DI-H 24	-	-	-
• DI-C 12	-	-	-
• DI-C 18	-	-	-
• DI-C 24	-	-	-
• DI-C 36	-	-	-
• DI-C 48/60	-	-	-
• DI-M 09S/12S • PRK-DI- 09E/12E	PWD400293	3 Ø 125-150	2 Ø 200
• DI-M 18S • PRK-DI- 18E	-	-	-
• DI-M 24S • PRK-DI- 24E	-	-	-
• PRK-VDI-E 12/18 • PRK-VDI-E 24	PWD402490	3 Ø 125-150	2 Ø 200

**HOKKAIDO**

SINGLE PLENUM “**MINI EOLO**”  
IN SINTERED POLYSTYRENE

	CODE	FRONT COLLAR INCLUDED	SIDE COLLAR INCLUDED
		N° COLLARS / Ø mm	N° COLLARS / Ø mm
• HUCU-ZAL 350	PWD400063	3 Ø 125-150	2 Ø 200
• HUCU-ZAL 530	PWD400064	4 Ø 125-150	2 Ø 200
• HUCI-ZA 710	-	-	-
• HUCI-ZA 1080	-	-	-
• HUCI-ZA 1400	-	-	-



SINGLE PLENUM “**MINI EOLO**”  
IN SINTERED POLYSTYRENE

	CODE	FRONT COLLAR INCLUDED	SIDE COLLAR INCLUDED
		N° COLLARS / Ø mm	N° COLLARS / Ø mm
• SDH 17 NDI 50	PWD400065	4 Ø 125-150	2 Ø 200
• SDH 17 NDI 070/090/105	-	-	-
• SDH 17 NDI 140/140	-	-	-
• SDH 19 IDNI 50	-	-	-
• SDH 19 IDNI 100	PWD400121	4 Ø 125-150	2 Ø 200
• SDH 19 IDNI 140	-	-	-

SINGLE PLENUM “EOLO” IN SINTERED POLYSTYRENE			SINGLE PLENUM INSULATED METAL SHEET/PAL			
CODE	FRONT COLLAR INCLUDED	SIDE COLLAR INCLUDED	CODE	FRONT SPIGOTS INCLUDED*	SIDE SPIGOTS INCLUDED*	COLLAR TO BE ORDER EXTRA*
	N° COLLARS / Ø mm	N° COLLARS / Ø mm		N° SPIGOTS / Ø mm	N° SPIGOTS / Ø mm	MODEL
PL11162144	2 Ø 150-200	2 Ø 200	11162140	2 Ø 150	2 Ø 150	A1
PL11162200	3 Ø 150-200	2 Ø 200	-	-	-	-
PL11162141	3 Ø 150-200	2 Ø 200	11162141	3 Ø 150	2 Ø 150	A1
	4 Ø 150-200	2 Ø 200	11162143	5 Ø 200	2 Ø 200	B2
-	4 Ø 150-200	2 Ø 200	11165132	4 Ø 150	2 Ø 150	A1
-	-	-	11165133	6 Ø 150	2 Ø 150	A1
-	-	-	PWD400158	2 Ø 150	2 Ø 150	A1
-	-	-	PWD400159	3 Ø 150	2 Ø 150	A1
-	-	-	PWD400179	3 Ø 200	2 Ø 200	B2
	5 Ø 150-200	2 Ø 200	PWD400180	4 Ø 200	2 Ø 200	B2
-	-	-		2 Ø 200	2 Ø 200	B2
PWD400269	2 Ø 150-200	2 Ø 200	PWD400244	3 Ø 150	2 Ø 150	A1
PWD400270	4 Ø 150-200	2 Ø 200	PWD400245	4 Ø 150	2 Ø 150	A1
PWD400358	5 Ø 150-200	2 Ø 200	PWD400355	5 Ø 150	2 Ø 150	A1
PWD402506	2 Ø 150-200	2 Ø 200	PWD402466	3 DN 150	2 DN 150	A1
PWD402507	5 Ø 150-200	2 Ø 200	PWD402467	6 DN 150	2 DN 150	A1

SINGLE PLENUM “EOLO” IN SINTERED POLYSTYRENE			SINGLE PLENUM INSULATED METAL SHEET/PAL			
CODE	FRONT COLLAR INCLUDED	SIDE COLLAR INCLUDED	CODE	FRONT SPIGOTS INCLUDED*	SIDE SPIGOTS INCLUDED*	COLLAR TO BE ORDER EXTRA*
	N° COLLARS / Ø mm	N° COLLARS / Ø mm		N° SPIGOTS / Ø mm	N° SPIGOTS / Ø mm	MODEL
PWD400027	3 Ø 150-200	2 Ø 200	PWD400005	2 Ø 150	2 Ø 150	A1
PWD400023	3 Ø 150-200	2 Ø 200	PWD400007	3 Ø 150	2 Ø 150	A1
PWD400024	4 Ø 150-200	2 Ø 200	PWD400009	4 Ø 150	2 Ø 150	A1
PWD400025	5 Ø 150-200	2 Ø 200	PWD400011	6 Ø 150	2 Ø 150	A1
	4 Ø 150-200	2 Ø 200	PWD400012	4 Ø 200	2 Ø 200	B2

SINGLE PLENUM “EOLO” IN SINTERED POLYSTYRENE			SINGLE PLENUM INSULATED METAL SHEET/PAL			
CODE	FRONT COLLAR INCLUDED	SIDE COLLAR INCLUDED	CODE	FRONT SPIGOTS INCLUDED*	SIDE SPIGOTS INCLUDED*	COLLAR TO BE ORDER EXTRA*
	N° COLLARS / Ø mm	N° COLLARS / Ø mm		N° SPIGOTS / Ø mm	N° SPIGOTS / Ø mm	MODEL
PL11163200	4 Ø 150-200	2 Ø 200	11163200	4 Ø 150	2 Ø 150	A1
PL11163201	4 Ø 150-200	2 Ø 200	11163201	4 Ø 150	2 Ø 150	A1
-	-	-	11162123	4 Ø 150	2 Ø 150	A1
PWD400109	4 Ø 150-200	2 Ø 200	PWD400095	4 Ø 150	2 Ø 150	A1
PWD400134	3 Ø 150-200	2 Ø 200	PWD400153	3 Ø 150	2 Ø 150	A1
PWD400135	5 Ø 150-200	2 Ø 200	PWD400154	6 Ø 150	2 Ø 150	A1



SINGLE PLENUM “**MINI EOLO**”  
IN SINTERED POLYSTYRENE

	CODE	FRONT COLLAR INCLUDED	SIDE COLLAR INCLUDED
		N° COLLARS / Ø mm	N° COLLARS / Ø mm
• CRSL-ECM 1 **con flangia di mandata FMD	-	-	-
• CRSL-ECM 2 **con flangia di mandata FMD	-	-	-
• CRSL-ECM 4 **con flangia di mandata FMD	-	-	-



SINGLE PLENUM “**MINI EOLO**”  
IN SINTERED POLYSTYRENE

	CODE	FRONT COLLAR INCLUDED	SIDE COLLAR INCLUDED
		N° COLLARS / Ø mm	N° COLLARS / Ø mm
• ADT UX4SNL3 26/35	-	-	-
• ADT UX4SKL3 52	-	-	-
• AUD UX4SL3 71	-	-	-
• AUD UX4SHH3 105/125/140/175	-	-	-
• AUD UX4RHH5 125/140/175	-	-	-
• ADT UX4RBL4 26/35 • ADT UX4RBL8 26/35	PWD400122	4 Ø 125-150	2 Ø 200
• ADT UX4RCL4 52/71 • ADT UX4RCL8 52/71 • ADT UX4RBL4 52/71	-	-	-
• AUD UX4RDH4 90/105	-	-	-
• ADT UX4RCL8 52	-	-	-
• ADT UX4RBL8 26/35	PWD402485	4 Ø 125-150	2 Ø 200
• AUD UX4RFM8 71	-	-	-
• AUD UX4REH8 105/125/140	-	-	-



SINGLE PLENUM “**MINI EOLO**”  
IN SINTERED POLYSTYRENE

	CODE	FRONT COLLAR INCLUDED	SIDE COLLAR INCLUDED
		N° COLLARS / Ø mm	N° COLLARS / Ø mm
• ADIC S 10 • ADIB S 13	-	-	-



SINGLE PLENUM “**MINI EOLO**”  
IN SINTERED POLYSTYRENE

	CODE	FRONT COLLAR INCLUDED	SIDE COLLAR INCLUDED
		N° COLLARS / Ø mm	N° COLLARS / Ø mm
• SLCZ 12	PWD400061	3 Ø 125-150	2 Ø 200
• SLCZ 18/24	PWD400062	4 Ø 125-150	2 Ø 200
• SLCZ 36/48/55	-	-	-

SINGLE PLENUM “EOLO” IN SINTERED POLYSTYRENE			SINGLE PLENUM INSULATED METAL SHEET/PAL			
CODE	FRONT COLLAR INCLUDED	SIDE COLLAR INCLUDED	CODE	FRONT SPIGOTS INCLUDED*	SIDE SPIGOTS INCLUDED*	COLLAR TO BE ORDER EXTRA*
	N° COLLARS / Ø mm	N° COLLARS / Ø mm		N° SPIGOTS / Ø mm	N° SPIGOTS / Ø mm	MODEL
PWD400170	3 Ø 150-200	2 Ø200	PWD400182	3 Ø 150	2 Ø 150	A1
PWD400171	4 Ø 150-200	2 Ø200	PWD400183	4 Ø150	2 Ø 150	A1
PWD400172	5 Ø 150-200	2 Ø200	PWD400184	5 Ø150	2 Ø 150	A1


SINGLE PLENUM “EOLO” IN SINTERED POLYSTYRENE			SINGLE PLENUM INSULATED METAL SHEET/PAL			
CODE	FRONT COLLAR INCLUDED	SIDE COLLAR INCLUDED	CODE	FRONT SPIGOTS INCLUDED*	SIDE SPIGOTS INCLUDED*	COLLAR TO BE ORDER EXTRA*
	N° COLLARS / Ø mm	N° COLLARS / Ø mm		N° SPIGOTS / Ø mm	N° SPIGOTS / Ø mm	MODEL
PWD400018	3 Ø 150-200	2 Ø 200	PWD400004	3 Ø 150	2 Ø 150	A1
PWD400019	4 Ø 150-200	2 Ø 200	PWD400002	5 Ø 150	2 Ø 150	A1
PWD400020	4 Ø 150-200	2 Ø 200	-	-	-	-
PWD400021	5 Ø 150-200	2 Ø 200	PWD400003	5 Ø 200	2 Ø 200	B2
PWD400021	5 Ø 150-200	2 Ø 200	PWD400003	5 Ø 200	2 Ø 200	B2
PWD400136	3 Ø 150-200	2 Ø200	PWD400155	3 Ø 150	2 Ø 150	A1
			PWD400198	4 Ø 150	2 Ø 150	A1
PWD400137	4 Ø 150-200	2 Ø200	PWD400156	5 Ø 150	2 Ø 150	A1
			PWD400199	4 Ø 150	2 Ø 150	A1
PWD400138	4 Ø 150-200	2 Ø200	PWD400157	4 Ø 150	2 Ø 150	A1
PWD402497	4 Ø150-200	2 Ø 200	PWD402447	5 Ø 150	2 Ø 150	A1
PWD402498	3 Ø150-200	2 Ø 200	PWD402470	4 Ø 150	2 Ø 150	A1
PWD402499	4 Ø150-200	2 Ø 200	PWD402471	4 Ø 150	2 Ø 150	A1
			PWD402472	7 Ø 150	2 Ø 150	A1

SINGLE PLENUM “EOLO” IN SINTERED POLYSTYRENE			SINGLE PLENUM INSULATED METAL SHEET/PAL			
CODE	FRONT COLLAR INCLUDED	SIDE COLLAR INCLUDED	CODE	FRONT SPIGOTS INCLUDED*	SIDE SPIGOTS INCLUDED*	COLLAR TO BE ORDER EXTRA*
	N° COLLARS / Ø mm	N° COLLARS / Ø mm		N° SPIGOTS / Ø mm	N° SPIGOTS / Ø mm	MODEL
PL11162078	4 Ø 150-200	2 Ø 200	11162078	4 Ø 200	2 Ø 200	B2

SINGLE PLENUM “EOLO” IN SINTERED POLYSTYRENE			SINGLE PLENUM INSULATED METAL SHEET/PAL			
CODE	FRONT COLLAR INCLUDED	SIDE COLLAR INCLUDED	CODE	FRONT SPIGOTS INCLUDED*	SIDE SPIGOTS INCLUDED*	COLLAR TO BE ORDER EXTRA*
	N° COLLARS / Ø mm	N° COLLARS / Ø mm		N° SPIGOTS / Ø mm	N° SPIGOTS / Ø mm	MODEL
PL11162144	2 Ø 150-200	2 Ø 200	11162140	2 Ø 150	2 Ø 150	A1
PL11162141	3 Ø 150-200	2 Ø 200	11162141	3 Ø 150	2 Ø 150	A1
	4 Ø 150-200	2 Ø 200	11162143	4 Ø 200	2 Ø 200	B2

<b>EMMETI</b>	<b>SINGLE PLENUM “MINI EOLO” IN SINTERED POLYSTYRENE</b>		
	<b>CODE</b>	<b>FRONT COLLAR INCLUDED</b>	<b>SIDE COLLAR INCLUDED</b>
		<b>N° COLLARS / Ø mm</b>	<b>N° COLLARS / Ø mm</b>
• EIDH S 1214	PWD400068	4 Ø 125-150	2 Ø 200
• EIDH S 1814/2414	-	-	-
• X-REVO-D 0919/1219	-	-	-
• X-REVO-D 1819	-	-	-

<b>UNICAL</b>	<b>SINGLE PLENUM “MINI EOLO” IN SINTERED POLYSTYRENE</b>		
	<b>CODE</b>	<b>FRONT COLLAR INCLUDED</b>	<b>SIDE COLLAR INCLUDED</b>
		<b>N° COLLARS / Ø mm</b>	<b>N° COLLARS / Ø mm</b>
• CN 09 3500 W • CN 09 3500 W	PWD400061	3 Ø 125-150	2 Ø 200
• CN 09 5300/7100 W	PWD400062	4 Ø 125-150	2 Ø 200
• CN 09 10500/17600 W	-	-	-
• CN 10 H 18 • CN 11 H 18	PWD400064	4 Ø 125-150	2 Ø 200
• CN 10 H 24 • CN 11 H 24	-	-	-
• CN 10 H 36 • CN 11 H 36	-	-	-

	<b>SINGLE PLENUM “MINI EOLO” IN SINTERED POLYSTYRENE</b>		
	<b>CODE</b>	<b>FRONT COLLAR INCLUDED</b>	<b>SIDE COLLAR INCLUDED</b>
		<b>N° COLLARS / Ø mm</b>	<b>N° COLLARS / Ø mm</b>
• ITKE 53	PWD400064	4 Ø 125-150	2 Ø 200
• ITKE 70	-	-	-
• ITKE 105	-	-	-
• ITKE 140/160	-	-	-

<b>BAXI</b>	<b>SINGLE PLENUM “MINI EOLO” IN SINTERED POLYSTYRENE</b>		
	<b>CODE</b>	<b>FRONT COLLAR INCLUDED</b>	<b>SIDE COLLAR INCLUDED</b>
		<b>N° COLLARS / Ø mm</b>	<b>N° COLLARS / Ø mm</b>
• RZGND 50/70	-	-	-
• RZGND 100/140/160	-	-	-
• IQD 30	PWD400449	3 Ø 125-150	2 Ø 200
• IQD 40	PWD400451	4 Ø 125-150	2 Ø 200
• IQD 60	-	-	-
• IQD 80	-	-	-
• IQD 110	-	-	-


SINGLE PLENUM “EOLO” IN SINTERED POLYSTYRENE			SINGLE PLENUM INSULATED METAL SHEET/PAL			
CODE	FRONT COLLAR INCLUDED	SIDE COLLAR INCLUDED	CODE	FRONT SPIGOTS INCLUDED*	SIDE SPIGOTS INCLUDED*	COLLAR TO BE ORDER EXTRA*
	N° COLLARS / Ø mm	N° COLLARS / Ø mm		N° SPIGOTS / Ø mm	N° SPIGOTS / Ø mm	MODEL
PL11165110	3 Ø 150-200	2 Ø 200	11165110	3 Ø 150	2 Ø 150	A1
PL11165112	4 Ø 150-200	2 Ø 200	11165112	5 Ø 150	2 Ø 150	A1
PWD400136	3 Ø 150-200	2 Ø 200	PWD400155	3 Ø 150	2 Ø 150	A1
PWD400137	4 Ø 150-200	2 Ø 200	PWD400156	5 Ø 150	2 Ø 150	A1


SINGLE PLENUM “EOLO” IN SINTERED POLYSTYRENE			SINGLE PLENUM INSULATED METAL SHEET/PAL			
CODE	FRONT COLLAR INCLUDED	SIDE COLLAR INCLUDED	CODE	FRONT SPIGOTS INCLUDED*	SIDE SPIGOTS INCLUDED*	COLLAR TO BE ORDER EXTRA*
	N° COLLARS / Ø mm	N° COLLARS / Ø mm		N° SPIGOTS / Ø mm	N° SPIGOTS / Ø mm	MODEL
PL11162144	2 Ø 150-200	2 Ø 200	11162140	2 Ø 150	2 Ø 150	A1
PL11162141	3 Ø 150-200	2 Ø 200	11162141	3 Ø 150	2 Ø 150	A1
	4 Ø 150-200	2 Ø 200	11162143	4 Ø 150	2 Ø 150	B2
PWD400023	3 Ø 150-200	2 Ø 200	PWD400007	3 Ø 150	2 Ø 150	A1
PWD400024	4 Ø 150-200	2 Ø 200	PWD400009	4 Ø 150	2 Ø 150	A1
PWD400025	5 Ø 150-200	2 Ø 200	PWD400011	6 Ø 150	2 Ø 150	A1


SINGLE PLENUM “EOLO” IN SINTERED POLYSTYRENE			SINGLE PLENUM INSULATED METAL SHEET/PAL			
CODE	FRONT COLLAR INCLUDED	SIDE COLLAR INCLUDED	CODE	FRONT SPIGOTS INCLUDED*	SIDE SPIGOTS INCLUDED*	COLLAR TO BE ORDER EXTRA*
	N° COLLARS / Ø mm	N° COLLARS / Ø mm		N° SPIGOTS / Ø mm	N° SPIGOTS / Ø mm	MODEL
PWD400023	3 Ø 150-200	2 Ø 200	PWD400007	3 Ø 150	2 Ø 150	A1
PWD400024	4 Ø 150-200	2 Ø 200	PWD400009	4 Ø 150	2 Ø 150	A1
PWD400025	5 Ø 150-200	2 Ø 200	PWD400011	6 Ø 150	2 Ø 150	A1
	4 Ø 150-200	2 Ø 200	PWD400012	4 Ø 200	2 Ø 200	B2


SINGLE PLENUM “EOLO” IN SINTERED POLYSTYRENE			SINGLE PLENUM INSULATED METAL SHEET/PAL			
CODE	FRONT COLLAR INCLUDED	SIDE COLLAR INCLUDED	CODE	FRONT SPIGOTS INCLUDED*	SIDE SPIGOTS INCLUDED*	COLLAR TO BE ORDER EXTRA*
	N° COLLARS / Ø mm	N° COLLARS / Ø mm		N° SPIGOTS / Ø mm	N° SPIGOTS / Ø mm	MODEL
PWD400378	4 Ø 150-200	2 Ø 200	PWD400374	4 Ø 150	2 Ø 150	A1
PWD400379	5 Ø 150-200	2 Ø 200	PWD400375	6 Ø 150	2 Ø 150	A1
PWD400450	3 Ø 150-200	2 Ø 200	PWD400426	3 Ø 150	2 Ø 150	A1
PWD400452	3 Ø 150-200	2 Ø 200	PWD400427	3 Ø 150	2 Ø 150	A1
PWD400453	4 Ø 150-200	2 Ø 200	PWD400428	5 Ø 150	2 Ø 150	A1
PWD400454	5 Ø 150-200	2 Ø 200	PWD400429	6 Ø 150	2 Ø 150	A1
-	-	-	PWD400430	8 Ø 150	2 Ø 150	A1



	SINGLE PLENUM “MINI EOLO” IN SINTERED POLYSTYRENE		
	CODE	FRONT COLLAR INCLUDED	SIDE COLLAR INCLUDED
		N° COLLARS / Ø mm	N° COLLARS / Ø mm
• IQD - ED.2024 30	PWD402481	3 Ø 125-150	2 Ø 200
• IQD - ED.2024 50	PWD402482	4 Ø125-150	2 Ø 200
• IQD - ED.2024 60	PWD402483	4 Ø125-150	2 Ø 200
• IQD - ED.2024 80			
• IQD - ED.2024 110			

	SINGLE PLENUM “MINI EOLO” IN SINTERED POLYSTYRENE		
	CODE	FRONT COLLAR INCLUDED	SIDE COLLAR INCLUDED
		N° COLLARS / Ø mm	N° COLLARS / Ø mm
• ASD-BI2 12	PWD400292	3 Ø 125-150	2 Ø 200
• ASD-BI2 18	-	-	-
• ASD-BI2 24	-	-	-
• ASD-BI2 36	-	-	-
• ASD-BI2 42/48	-	-	-

	SINGLE PLENUM “MINI EOLO” IN SINTERED POLYSTYRENE		
	CODE	FRONT COLLAR INCLUDED	SIDE COLLAR INCLUDED
		N° COLLARS / Ø mm	N° COLLARS / Ø mm
• a-HWD2 / i-HDW2 102/104 • a-HWD2 / i-HDW2 202/204 • a-HWD2 / i-HDW2 302	-	-	-
• a-HWD2 / i-HDW2 402/404 • a-HWD2 / i-HDW2 502/504 • a-HWD2 / i-HDW2 602	-	-	-
• a-HWD2 / i-HDW2 702/704 • a-HWD2 / i-HDW2 802/804 • a-HWD2 / i-HDW2 902	-	-	-

	SINGLE PLENUM “MINI EOLO” IN SINTERED POLYSTYRENE		
	CODE	FRONT COLLAR INCLUDED	SIDE COLLAR INCLUDED
		N° COLLARS / Ø mm	N° COLLARS / Ø mm
• VA 1 - DN 020		3 Ø125-150	2 Ø 200
• VA 1 - DN 040	PWD400451	4 Ø125-150	2 Ø 200
• VA 1 - DN 060	-	-	-
• VA 1 - DN 090	-	-	-
• VA 1 - DN 110	-	-	-

SINGLE PLENUM “EOLO” IN SINTERED POLYSTYRENE			SINGLE PLENUM INSULATED METAL SHEET/PAL			
CODE	FRONT COLLAR INCLUDED	SIDE COLLAR INCLUDED	CODE	FRONT SPIGOTS INCLUDED*	SIDE SPIGOTS INCLUDED*	COLLAR TO BE ORDER EXTRA*
	N° COLLARS / Ø mm	N° COLLARS / Ø mm		N° SPIGOTS / Ø mm	N° SPIGOTS / Ø mm	MODEL
PWD402491	3 Ø 150-200	2 Ø 200	PWD402442	3 Ø 150	2 Ø 150	A1
PWD402492	3 Ø 150-200	2 Ø 200	PWD402443	3 Ø 150	2 Ø 150	A1
PWD402493	3 Ø 150-200	2 Ø 200	PWD402444	4 Ø 150	2 Ø 150	A1
PWD402494	5 Ø 150-200	2 Ø 200	PWD402445	6 Ø 150	2 Ø 150	A1
			PWD402446	8 Ø 150	2 Ø 150	A1


SINGLE PLENUM “EOLO” IN SINTERED POLYSTYRENE			SINGLE PLENUM INSULATED METAL SHEET/PAL			
CODE	FRONT COLLAR INCLUDED	SIDE COLLAR INCLUDED	CODE	FRONT SPIGOTS INCLUDED*	SIDE SPIGOTS INCLUDED*	COLLAR TO BE ORDER EXTRA*
	N° COLLARS / Ø mm	N° COLLARS / Ø mm		N° SPIGOTS / Ø mm	N° SPIGOTS / Ø mm	MODEL
PWD400268	3 Ø 150-200	2 Ø 200	PWD400243	3 Ø 150	2 Ø 150	A1
PWD400101	4 Ø 150-200	2 Ø 200	PWD400095	4 Ø 150	2 Ø 150	A1
PWD400415	4 Ø 150-200	2 Ø 200	PWD400413	3 Ø 200	2 Ø 200	B2
PWD400416	4 Ø 150-200	2 Ø 200	PWD400414	5 Ø 200	2 Ø 200	B2
	4 Ø 150-200	2 Ø 200	PWD400465	5 Ø 200	2 Ø 200	B2

SINGLE PLENUM “EOLO” IN SINTERED POLYSTYRENE			SINGLE PLENUM INSULATED METAL SHEET/PAL			
CODE	FRONT COLLAR INCLUDED	SIDE COLLAR INCLUDED	CODE	FRONT SPIGOTS INCLUDED*	SIDE SPIGOTS INCLUDED*	COLLAR TO BE ORDER EXTRA*
	N° COLLARS / Ø mm	N° COLLARS / Ø mm		N° SPIGOTS / Ø mm	N° SPIGOTS / Ø mm	MODEL
-	-	-	PWD400432	3 Ø 200	2 Ø 200	B2
PWD400455	5 Ø 150-200	2 Ø 200	PWD400433	5 Ø 200	2 Ø 200	B2
-	-	-	PWD400434	6 Ø 200	2 Ø 200	B2

SINGLE PLENUM “EOLO” IN SINTERED POLYSTYRENE			SINGLE PLENUM INSULATED METAL SHEET/PAL			
CODE	FRONT COLLAR INCLUDED	SIDE COLLAR INCLUDED	CODE	FRONT SPIGOTS INCLUDED*	SIDE SPIGOTS INCLUDED*	COLLAR TO BE ORDER EXTRA*
	N° COLLARS / Ø mm	N° COLLARS / Ø mm		N° SPIGOTS / Ø mm	N° SPIGOTS / Ø mm	MODEL
PWD400464	2 Ø 150-200	2 Ø 200	PWD400440	2 Ø 150	2 Ø 150	A1
PWD400452	3 Ø 150-200	2 Ø 200	PWD400427	3 Ø 150	2 Ø 150	A1
PWD400453	4 Ø 150-200	2 Ø 200	PWD400428	5 Ø 150	2 Ø 150	A1
-	-	-	PWD400441	7 Ø 150	2 Ø 150	A1
-	-	-	PWD400430	8 Ø 150	2 Ø 150	A1

<h1>MAXA</h1>	<b>SINGLE PLENUM “MINI EOLO” IN SINTERED POLYSTYRENE</b>		
	CODE	FRONT COLLAR INCLUDED	SIDE COLLAR INCLUDED
		N° COLLARS / Ø mm	N° COLLARS / Ø mm
• DUCT-R 35	PWD400063	3 Ø125-150	2 Ø 200
• DUCT-R 53	PWD400064	4 Ø125-150	2 Ø 200
• DUCT-R 71	-	-	-
• DUCT-R 105	-	-	-
• DUCT-R 130/176	-	-	-

<h1>STELBI</h1>	<b>SINGLE PLENUM “MINI EOLO” IN SINTERED POLYSTYRENE</b>		
	CODE	FRONT COLLAR INCLUDED	SIDE COLLAR INCLUDED
		N° COLLARS / Ø mm	N° COLLARS / Ø mm
• M9ID 9 • M/C9ID 12	PWD400063	3 Ø125-150	2 Ø 200
• M/C9ID 18	PWD400064	4 Ø125-150	2 Ø 200
• C9ID 24	-	-	-
• C9ID 36	-	-	-
• C9ID 48 • C9ID 60	-	-	-

	<b>SINGLE PLENUM “MINI EOLO” IN SINTERED POLYSTYRENE</b>		
	CODE	FRONT COLLAR INCLUDED	SIDE COLLAR INCLUDED
		N° COLLARS / Ø mm	N° COLLARS / Ø mm
• ST 17145 • ST 17146	PWD400167	4 Ø125-150	2 Ø 200
• ST 17147	-	-	-
• ST 17151	PWD400292	3 Ø125-150	2 Ø 200
• ST 17153	-	-	-
• ST 17155 • ST 17157	-	-	-

<h1>TOYOTOMI</h1>	<b>SINGLE PLENUM “MINI EOLO” IN SINTERED POLYSTYRENE</b>		
	CODE	FRONT COLLAR INCLUDED	SIDE COLLAR INCLUDED
		N° COLLARS / Ø mm	N° COLLARS / Ø mm
• DCT IUINVR32 12	PWD400292	3 Ø125-150	2 Ø 200
• DCT IUINVR32 18	-	-	-
• DCT IUINVR32 24	-	-	-
• DCT IUINVR32 36 • DCT IUINVR32 42	-	-	-
• DCT IUINVR32 48	-	-	-

SINGLE PLENUM “EOLO” IN SINTERED POLYSTYRENE			SINGLE PLENUM INSULATED METAL SHEET/PAL			
CODE	FRONT COLLAR INCLUDED	SIDE COLLAR INCLUDED	CODE	FRONT SPIGOTS INCLUDED*	SIDE SPIGOTS INCLUDED*	COLLAR TO BE ORDER EXTRA*
	N° COLLARS / Ø mm	N° COLLARS / Ø mm		N° SPIGOTS / Ø mm	N° SPIGOTS / Ø mm	MODEL
PWD400027	3 Ø150-200	2 Ø 200	PWD400005	2 Ø150	2 Ø150	A1
PWD400023	3 Ø150-200	2 Ø 200	PWD400007	3 Ø150	2 Ø150	A1
PWD400024	4 Ø150-201	2 Ø 200	PWD400009	4 Ø150	2 Ø150	A1
PWD400025	5 Ø150-202	2 Ø 200	PWD400011	6 Ø150	2 Ø150	A1
	4 Ø150-203	2 Ø 200	PWD400012	4 Ø200	2 Ø200	B2

SINGLE PLENUM “EOLO” IN SINTERED POLYSTYRENE			SINGLE PLENUM INSULATED METAL SHEET/PAL							
CODE	FRONT COLLAR INCLUDED	SIDE COLLAR INCLUDED	CODE	FRONT SPIGOTS INCLUDED*	SIDE SPIGOTS INCLUDED*	COLLAR TO BE ORDER EXTRA*				
	N° COLLARS / Ø mm	N° COLLARS / Ø mm		N° SPIGOTS / Ø mm	N° SPIGOTS / Ø mm	MODEL				
PWD400022	2 Ø150-200	2 Ø 200	PWD400005	2 Ø150	2 Ø150	A1				
PWD400027	3 Ø150-200	2 Ø 200								
PWD400023	3 Ø150-200	2 Ø 200					PWD400007	3 Ø150	2 Ø150	A1
PWD400024	4 Ø150-200	2 Ø 200					PWD400009	4 Ø150	2 Ø150	A1
PWD400025	5 Ø150-200	2 Ø 200					PWD400011	6 Ø150	2 Ø150	A1
	4 Ø150-200	2 Ø 200					PWD400012	4 Ø200	2 Ø200	B2

SINGLE PLENUM “EOLO” IN SINTERED POLYSTYRENE			SINGLE PLENUM INSULATED METAL SHEET/PAL			
CODE	FRONT COLLAR INCLUDED	SIDE COLLAR INCLUDED	CODE	FRONT SPIGOTS INCLUDED*	SIDE SPIGOTS INCLUDED*	COLLAR TO BE ORDER EXTRA*
	N° COLLARS / Ø mm	N° COLLARS / Ø mm		N° SPIGOTS / Ø mm	N° SPIGOTS / Ø mm	MODEL
PWD400173	3 Ø150-200	2 Ø 200	PWD400185	3 Ø150	2 Ø150	A1
PL11165111	4 Ø150-200	2 Ø 200	11165111	4 Ø150	2 Ø150	A1
PWD400268	3 Ø150-200	2 Ø 200	PWD400243	3 Ø150	2 Ø150	A1
PWD400101	4 Ø150-200	2 Ø 200	PWD400095	4 Ø150	2 Ø150	A1
PWD400102	5 Ø150-200	2 Ø 200	PWD400096	6 Ø150	2 Ø150	A1

SINGLE PLENUM “EOLO” IN SINTERED POLYSTYRENE			SINGLE PLENUM INSULATED METAL SHEET/PAL			
CODE	FRONT COLLAR INCLUDED	SIDE COLLAR INCLUDED	CODE	FRONT SPIGOTS INCLUDED*	SIDE SPIGOTS INCLUDED*	COLLAR TO BE ORDER EXTRA*
	N° COLLARS / Ø mm	N° COLLARS / Ø mm		N° SPIGOTS / Ø mm	N° SPIGOTS / Ø mm	MODEL
PWD400268	3 Ø150-200	2 Ø 200	PWD400243	3 Ø150	2 Ø150	A1
PWD400101	4 Ø150-200	2 Ø 200	PWD400095	4 Ø150	2 Ø150	A1
PWD400415	4 Ø150-200	2 Ø 200	PWD400413	3 Ø 200	2 Ø 200	B2
PWD400416	5 Ø150-200	2 Ø 200	PWD400414	5 Ø 200	2 Ø 200	B2
	5 Ø150-200	2 Ø 200	PWD400465	5 Ø 200	2 Ø 200	B2

**NEW**

SINGLE PLENUM “**MINI EOLO**”  
IN SINTERED POLYSTYRENE

**NEW** • MN DW1 24**NEW** • MN DW1 30/36**NEW** • MN42D3W1 42/48 /55**NEW** • MN DW1 09/12**NEW** • MN DW2 18

CODE

FRONT COLLAR INCLUDED

SIDE COLLAR INCLUDED

N° COLLARS / Ø mm

N° COLLARS / Ø mm

PWD400062

4 Ø125-150

2 Ø 200

-

-

-

-

-/

-

PWD402486

3 Ø125-150

2 Ø 200

PWD402487

4 Ø125-150

2 Ø 200

**NEW****CLIMA AUX**

SINGLE PLENUM “**MINI EOLO**”  
IN SINTERED POLYSTYRENE

**NEW** • ALMD-H /NDR3HM2A 12/18**NEW** • ALMD-H /NDR3HM2 18 - 24 - 30**NEW** • ALMD-H /NDR3HA 36 - 42 - 48 - 60

CODE

FRONT COLLAR INCLUDED

SIDE COLLAR INCLUDED

N° COLLARS / Ø mm

N° COLLARS / Ø mm

PWD402488

3 Ø125-150

2 Ø 200

-

-

-

-

-/

-

SINGLE PLENUM “EOLO” IN SINTERED POLYSTYRENE			SINGLE PLENUM INSULATED METAL SHEET/PAL			
CODE	FRONT COLLAR INCLUDED	SIDE COLLAR INCLUDED	CODE	FRONT SPIGOTS INCLUDED*	SIDE SPIGOTS INCLUDED*	COLLAR TO BE ORDER EXTRA*
	N° COLLARS / Ø mm	N° COLLARS / Ø mm		N° SPIGOTS / Ø mm	N° SPIGOTS / Ø mm	MODEL
PL11162141	3 Ø150-200	2 Ø 200	11162141	3 DN 150	2 DN 150	A1
PWD402500	4 Ø150-200	2 Ø 200	PWD402453	4 DN 200	2 DN 200	B2
-	-	-	PWD402454	5 DN 200	2 DN 200	B2
PWD402501	2 Ø150-200	2 Ø 200	PWD402455	3 DN 150	2 DN 150	A1
PWD402502	3 Ø150-200	2 Ø 200	PWD402456	4 DN 150	2 DN 150	A1

SINGLE PLENUM “EOLO” IN SINTERED POLYSTYRENE			SINGLE PLENUM INSULATED METAL SHEET/PAL			
CODE	FRONT COLLAR INCLUDED	SIDE COLLAR INCLUDED	CODE	FRONT SPIGOTS INCLUDED*	SIDE SPIGOTS INCLUDED*	COLLAR TO BE ORDER EXTRA*
	N° COLLARS / Ø mm	N° COLLARS / Ø mm		N° SPIGOTS / Ø mm	N° SPIGOTS / Ø mm	MODEL
PWD402503	2 Ø150-200	2 Ø 200	PWD402457	2 DN 150	2 DN 150	A1
PWD400378	4 Ø150-200	2 Ø 200	PWD400374	4 DN 150	2 DN 150	A1
PWD400379	5 Ø150-200	2 Ø 200	PWD400375	6 DN 150	2 DN 150	A1

- GOODS AVAILABLE IN 5 WORKING DAYS FROM THE DATE OF ORDER.
- IN SOME CASES, WE CAN SUPPLY THE SUPPLY PLENUM IN PAL.
- THE SUGGESTION ABOUT THE COMPOSITION OF EACH PLENUM ARE INDICATIVE AND NOT BINDING. IT IS NECESSARY TO CHECK THAT ALL THE ELEMENTS OF THE PLENUM ARE COMPATIBLE WITH THE PROJECT SPECIFICATIONS OF THE SYSTEM.
- TECNOSYSTEMI S.P.A. SOCIETÀ BENEFIT IS NOT RESPONSIBLE IN CASE OF IMPROPER OR NEGLIGENT USE OF THE PRODUCT.
- THE ITEMS ON THE CATALOGUE HAVE BEEN DEVELOPED AND MADE ACCORDING TO OUR OWN TECHNICAL SPECIFICATIONS.
- FOR ADDITIONAL INFORMATION, PLEASE CONTACT OUR CUSTOMER SERVICE.

\* ALUMINUM PLENUM COMES WITH PRE-DRILLED HOLES

\* COLLARS ARE NOT INCLUDED IN THE KIT: CHECK PAGE 137-139 TO CHOOSE YOUR COLLAR



# KITS TO COMPLETE THE "PROAIR" PACK SYSTEMS FOR AIR DISTRIBUTION



The "kit rapid" are designed for proair pack ventilation systems.

When creating a ducted air conditioning system, the pre-packaged kits facilitate the customer in choosing the items necessary for the distribution of air in the individual environments, **without the possibility of error.**

The "kit rapid" are available for the proair pack systems with **2 - 3 - 4 - 5 - 6 zones** with circular connections of  $\varnothing$  125 / 150 / 200 mm. The possibility of choosing between delivery nozzles with adjustable flaps, with 15° inclined flaps and with linear diffusers with 2 slots, provides everything needed to create and complete the installation of the ducted unit with high quality products, with every detail covered from a technical, functional and aesthetic point of view.

The regulation of the temperature and air flow of the single zone is managed by the proair pack system chrono thermostats that are used to achieve the maximum performance and optimum comfort inside homes or offices.

**ATTENTION: the plenum is included in the Proair Pack**

pag. 85-86

**NEW**



**KIT RAPID** with  $\varnothing$  125 connections and nozzle with anti-condensation white ABS plastic

pag. 86-88

**NEW**



**KIT RAPID** with  $\varnothing$  150 connections and nozzle with anti-condensation white ABS plastic


pag. 89-91

**NEW**




**KIT RAPID** with  $\varnothing$  200 connections and nozzle with anti-condensation white ABS plastic

pag. 92-93




**KIT RAPID** with  $\varnothing$  125 connections and adjustable flap nozzles

pag. 93-95




**KIT RAPID** with  $\varnothing$  150 connections and adjustable flap nozzles

pag. 96-98



**KIT RAPID** with  $\varnothing$  200 connections and adjustable flap nozzles

pag. 98-100



**KIT RAPID** with  $\varnothing$  150 connections and 15° inclined flap nozzles

pag. 101

**NEW**



on request


**KIT RAPID** with  $\varnothing$  150 connections and linear diffusers



# FOR PROAIR PACK


With Ø125 connections and adjustable flap nozzles

**NEW**

 **RAPID COMPLETION KIT FOR PROAIR PACK 2 ZONES WITH Ø 125 CONNECTIONS AND GRILLES IN ANTI-CONDENSATION ABS PLASTIC WITH ADJUSTABLE FLAPS**


### TECHNICAL SPECIFICATIONS

- 2 ABS plastic supply grilles, installation hole 300 x 100 mm, outer size 332 x 132 mm COD. PWD100016
  - 2 insulated plenums with rear coupling for grille (332 x 132) COD. PWD402431
  - 1 double-wall aluminium flexible hose Ø 127 mm 10 m COD. 11152127
  - 1 white aluminium intake grille with filter installation hole 600 x 400 mm, external measurement 632 x 432 mm COD. WB11161525
  - 4 hose clamps
- Customisable on request

 **KIT RAPID POUR COMPLÉTER PROAIR PACK 2 ZONES AVEC FIXATIONS Ø 125 ET GRILLES EN PLASTIQUE ABS ANTI-CONDENSATION À AILETTES RÉGLABLES**

### CARACTÉRISTIQUES TECHNIQUES

- 2 grilles de refoulement en plastique ABS, trou d'apros; installation 300 x 100 mm, dimension extérieure 332 x 132 mm CODE PWD100016
  - 2 plénums isolés avec fixation arrière pour grille (332 x 132) CODE PWD402431
  - 1 tuyau flexible en aluminium double paroi Ø 127 mm de 10 m CODE 11152127
  - 1 grille de récupération en aluminium blanc avec filtre à trou d'installation 600 x 400 mm, taille extérieure 632 x 432 mm code WB11161525
  - 4 Colliers de serrage
- Personnalisable sur demande

 **BAUSATZ RAPID ALS ERGÄNZUNG FÜR PROAIR PACK 2 ZONEN MIT ANSCHLÜSSEN Ø 125 UND LUFTGITTERN AUS ABS-KUNSTSTOFF, KONDENSATSCHUTZ MIT VERSTELLBAREN LAMELLEN**

### TECHNISCHE EIGENSCHAFTEN

- 2 Zuluftgitter aus ABS-Kunststoff, Einbauöffnung 300 x 100 mm, Außenmaß 332 x 132 mm CODE PWD100016
  - 2 gedämmte Plenums mit hinterem Anschluss für Luftgitter (332 x 132) CODE PWD402431
  - 1x 10 m Ø 127 mm Aluminium-Doppelwandschlauch CSB. 11152127
  - 1 Ansauggitter aus Aluminium weiß lackiert mit Filter, Einbauöffnung 600 x 400 Außenmaß 632 x 432 mm COD. WB11161525
  - 4 Rohrschellen
- Auf Anfrage anpassbar




Datasheet



**INTAKE GRILLE WITH FILTER**  
Installation hole 600 x 400 mm


CODE	DESCRIPTION	U.M.	Pieces per box
GAC500014	KIT RAPID 2 ZONE (COUPLING Ø-125 mm)	PCS	1

**NEW**

 **RAPID COMPLETION KIT FOR PROAIR PACK 3 ZONES WITH Ø 125 CONNECTIONS AND GRILLES IN ANTI-CONDENSATION ABS PLASTIC WITH ADJUSTABLE FLAPS**


### TECHNICAL SPECIFICATIONS

- The kit consists of:
- 3 ABS plastic supply grilles, installation hole 300 x 100 mm, outer size 332 x 132 mm COD. PWD100016
  - 3 insulated plenums with rear coupling for grille (332 x 132) COD. PWD402431
  - 1 double-wall aluminium flexible hose Ø 127 mm 10 m COD. 11152127
  - 1 white aluminium intake grille with filter installation hole 600 x 400 mm, external measurement 632 x 432 mm COD. WB11161525
  - 6 hose clamps
- Customisable on request

 **KIT RAPID POUR COMPLÉTER PROAIR PACK 3 ZONES AVEC FIXATIONS Ø 125 ET GRILLES EN PLASTIQUE ABS ANTI-CONDENSATION À AILETTES RÉGLABLES**

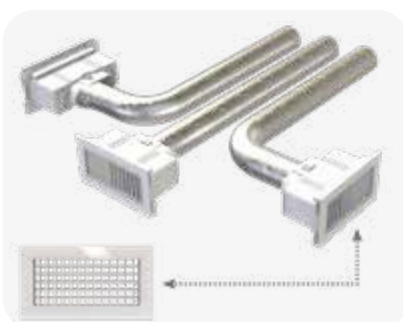
### CARACTÉRISTIQUES TECHNIQUES

- Le kit se compose de:
- 3 grilles de refoulement en plastique ABS, trou d'apros; installation 300 x 100 mm, dimension extérieure 332 x 132 mm CODE PWD100016
  - 3 plénums isolés avec fixation arrière pour grille (332 x 132) CODE PWD402431
  - 1 tuyau flexible en aluminium double paroi Ø 127 mm de 10 m CODE 11152127
  - 1 grille de récupération en aluminium blanc avec filtre à trou d'installation 600 x 400 mm, taille extérieure 632 x 432 mm code WB11161525
  - 6 colliers de serrage
- Personnalisable sur demande

 **BAUSATZ RAPID ALS ERGÄNZUNG FÜR PROAIR PACK 3 ZONEN MIT ANSCHLÜSSEN Ø 125 UND LUFTGITTERN AUS ABS-KUNSTSTOFF, KONDENSATSCHUTZ MIT VERSTELLBAREN LAMELLEN**

### TECHNISCHE EIGENSCHAFTEN

- Der Bausatz besteht aus:
- 3 Zuluftgitter aus ABS-Kunststoff, Einbauöffnung 300 x 100 mm, Außenmaß 332 x 132 mm CODE PWD100016
  - 3 gedämmte Plenums mit hinterem Anschluss für Luftgitter (332 x 132) CODE PWD402431
  - 1x 10 m Ø 127 mm Aluminium-Doppelwandschlauch CSB. 11152127
  - 1 Ansauggitter aus Aluminium weiß lackiert mit Filter, Einbauöffnung 600 x 400 Außenmaß 632 x 432 mm COD. WB11161525
  - 6 Rohrschellen
- Auf Anfrage anpassbar




Datasheet



**INTAKE GRILLE WITH FILTER**  
Installation hole 600 x 400 mm

CODE	DESCRIPTION	U.M.	Pieces per box
GAC500015	KIT RAPID 3 ZONE (COUPLING Ø-125 mm)	PCS	1


**NEW**

 **RAPID COMPLETION KIT FOR PROAIR PACK 4 ZONES WITH Ø 125 CONNECTIONS AND GRILLES IN ANTI-CONDENSATION ABS PLASTIC WITH ADJUSTABLE FLAPS**

**TECHNICAL SPECIFICATIONS**

The kit consists of:


- 4 ABS plastic supply grilles, installation hole 300 x 100 mm, outer size 332 x 132 mm COD. PWD100016
  - 4 insulated plenums with rear coupling for grille (332 x 132) COD. PWD402431
  - 1 double-wall aluminium flexible hose Ø 127 mm 10 m COD. 11152127
  - 1 white aluminium intake grille with filter installation hole 600 x 400 mm, external measurement 632 x 432 mm COD. WB11161525
  - 8 hose clamps
- Customisable on request

 **KIT RAPID POUR COMPLÉTER PROAIR PACK 4 ZONES AVEC FIXATIONS Ø 125 ET GRILLES EN PLASTIQUE ABS ANTI-CONDENSATION À AILETTES RÉGLABLES**

**CARACTÉRISTIQUES TECHNIQUES**

Le kit se compose de:

- 4 grilles de refoulement en plastique ABS, trou d'apros; installation 300 x 100 mm, dimension extérieure 332 x 132 mm CODE PWD100016
  - 4 plénums isolés avec fixation arrière pour grille (332 x 132) CODE PWD402431
  - 1 tuyau flexible en aluminium double paroi Ø 127 mm de 10 m CODE 11152127
  - 1 grille de récupération en aluminium blanc avec filtre à trou d'installation 600 x 400 mm, taille extérieure 632 x 432 mm code WB11161525
  - 8 Colliers de serrage
- Personnalisable sur demande

 **BAUSATZ RAPID ALS ERGÄNZUNG FÜR PROAIR PACK 4 ZONEN MIT ANSCHLÜSSEN Ø 125 UND LUFTGITTERN AUS ABS-KUNSTSTOFF, KONDENSATZSCHUTZ MIT VERSTELLBAREN LAMELLEN**


**TECHNISCHE EIGENSCHAFTEN**

Der Bausatz besteht aus:

- 4 Zuluftgitter aus ABS-Kunststoff, Einbauöffnung 300 x 100 mm, Außenmaß 332 x 132 mm CODE PWD100016
  - 4 gedämmte Plenums mit hinterem Anschluss für Luftgitter (332 x 132) CODE PWD402431
  - 1x 10 m Ø 127 mm Aluminium-Doppelwandschlauch CSB. 11152127
  - 1 Ansauggitter aus Aluminium weiß lackiert mit Filter, Einbauöffnung 600 x 400 Außenmaß 632 x 432 mm COD. WB11161525
  - 8 Rohrschellen
- Auf Anfrage anpassbar

**Datasheet****INTAKE GRILLE WITH FILTER**


Installation hole 600 x 400 mm

CODE	DESCRIPTION	U.M.	 Pieces per box
GAC500016	KIT RAPID 4 ZONE (COUPLING Ø-125 mm)	PCS	1

**FOR PROAIR PACK**

With Ø150 connections and adjustable flap nozzles


**NEW**

 **RAPID COMPLETION KIT FOR PROAIR PACK 2 ZONES WITH Ø 150 CONNECTIONS AND GRILLES IN ANTI-CONDENSATION ABS PLASTIC WITH ADJUSTABLE FLAPS**

**TECHNICAL SPECIFICATIONS**

The kit consists of:


- 2 ABS plastic supply grilles, installation hole 300 x 100 mm, outer size 332 x 132 mm COD. PWD100014
  - 2 insulated plenums with rear coupling for grille (332 x 182) COD. PWD402433
  - 1 double-wall aluminium flexible hose Ø 152 mm 10 m COD. 11152152
  - 1 white aluminium intake grille with filter installation hole 600 x 400 mm, external measurement 632 x 432 mm COD. WB11161525
  - 4 hose clamps
- Customisable on request

 **KIT RAPID POUR COMPLÉTER PROAIR PACK 2 ZONES AVEC FIXATIONS Ø 150 ET GRILLES EN PLASTIQUE ABS ANTI-CONDENSATION À AILETTES RÉGLABLES**

**CARACTÉRISTIQUES TECHNIQUES**

Le kit se compose de:

- 2 grilles de refoulement en plastique ABS, trou d'apros; installation 300 x 100 mm, dimension extérieure 332 x 132 mm CODE PWD100014
  - 2 plénums isolés avec fixation arrière pour grille (332 x 182) CODE PWD402433
  - 1 tuyau flexible en aluminium double paroi Ø 152 mm de 10 m CODE 11152152
  - 1 grille de récupération en aluminium blanc avec filtre à trou d'installation 600 x 400 mm, taille extérieure 632 x 432 mm code WB11161525
  - 4 Colliers de serrage
- Personnalisable sur demande

 **BAUSATZ RAPID ALS ERGÄNZUNG FÜR PROAIR PACK 2 ZONEN MIT ANSCHLÜSSEN Ø 150 UND LUFTGITTERN AUS ABS-KUNSTSTOFF, KONDENSATZSCHUTZ MIT VERSTELLBAREN LAMELLEN**


**TECHNISCHE EIGENSCHAFTEN**

Der Bausatz besteht aus:

- 2 Zuluftgitter aus ABS-Kunststoff, Einbauöffnung 300 x 100 mm, Außenmaß 332 x 132 mm CODE PWD100014
  - 2 gedämmte Plenums mit hinterem Anschluss für Luftgitter (332 x 182) CODE PWD402433
  - 1x 10 m Ø 152 mm Aluminium-Doppelwandschlauch CSB. 11152152
  - 1 Ansauggitter aus Aluminium weiß lackiert mit Filter, Einbauöffnung 600 x 400 Außenmaß 632 x 432 mm COD. WB11161525
  - 4 Rohrschellen
- Auf Anfrage anpassbar

**Datasheet****INTAKE GRILLE WITH FILTER**

Installation hole 600 x 400 mm

CODE	DESCRIPTION	U.M.	 Pieces per box
GAC500017	KIT RAPID 2 ZONE (COUPLING Ø-150 mm)	PCS	1

**NEW**

**RAPID COMPLETION KIT FOR PROAIR PACK 3 ZONES WITH Ø 150 CONNECTIONS AND GRILLES IN ANTI-CONDENSATION ABS PLASTIC WITH ADJUSTABLE FLAPS**

**KIT RAPID POUR COMPLÉTER PROAIR PACK 3 ZONES AVEC FIXATIONS Ø 150 ET GRILLES EN PLASTIQUE ABS ANTI-CONDENSATION À AILETTES RÉGLABLES**

**BAUSATZ RAPID ALS ERGÄNZUNG FÜR PROAIR PACK 3 ZONEN MIT ANSCHLÜSSEN Ø 150 UND LUFTGITTERN AUS ABS-KUNSTSTOFF, KONDENSATTSCHUTZ MIT VERSTELLBAREN LAMELLEN**

**TECHNICAL SPECIFICATIONS**

The kit consists of:

- 3 ABS plastic supply grilles, installation hole 300 x 100 mm, outer size 332 x 132 mm COD. PWD100014
  - 3 insulated plenums with rear coupling for grille (332 x 182) COD. PWD402433
  - 1 double-wall aluminium flexible hose Ø 152 mm 10 m COD. 11152152
  - 1 white aluminium intake grille with filter installation hole 600 x 400 mm, external measurement 632 x 432 mm COD. WB11161525
  - 6 hose clamps
- Customisable on request

**CARACTÉRISTIQUES TECHNIQUES**

Le kit se compose de:

- 3 grilles de refoulement en plastique ABS, trou d'installation 300 x 100 mm, dimension extérieure 332 x 132 mm CODE PWD100014
  - 3 plénums isolés avec fixation arrière pour grille (332 x 182) CODE PWD402433
  - 1 tuyau flexible en aluminium double paroi Ø 152 mm de 10 m CODE 11152152
  - 1 grille de récupération en aluminium blanc avec filtre à trou d'installation 600 x 400 mm, taille extérieure 632 x 432 mm code WB11161525
  - 6 colliers de serrage
- Personnalisable sur demande

**TECHNISCHE EIGENSCHAFTEN**

Der Bausatz besteht aus:

- 3 Zuluftgitter aus ABS-Kunststoff, Einbauöffnung 300 x 100 mm, Außenmaß 332 x 132 mm CODE PWD100014
  - 3 gedämmte Plenums mit hinterem Anschluss für Luftgitter (332 x 182) CODE PWD402433
  - 1x 10 m Ø 152 mm Aluminium-Doppelwandschlauch CSB. 11152152
  - 1 Ansauggitter aus Aluminium weiß lackiert mit Filter, Einbauöffnung 600 x 400 Außenmaß 632 x 432 mm COD. WB11161525
  - 6 Rohrschellen
- Auf Anfrage anpassbar

**Datasheet**

**INTAKE GRILLE WITH FILTER**  
Installation hole 600 x 400 mm

CODE	DESCRIPTION	U.M.	Pieces per box
GAC500018	KIT RAPID 3 ZONE (COUPLING Ø-150 mm)	PCS	1

**NEW**

**RAPID COMPLETION KIT FOR PROAIR PACK 4 ZONES WITH Ø 150 CONNECTIONS AND GRILLES IN ANTI-CONDENSATION ABS PLASTIC WITH ADJUSTABLE FLAPS**

**KIT RAPID POUR COMPLÉTER PROAIR PACK 4 ZONES AVEC FIXATIONS Ø 150 ET GRILLES EN PLASTIQUE ABS ANTI-CONDENSATION À AILETTES RÉGLABLES**

**BAUSATZ RAPID ALS ERGÄNZUNG FÜR PROAIR PACK 4 ZONEN MIT ANSCHLÜSSEN Ø 150 UND LUFTGITTERN AUS ABS-KUNSTSTOFF, KONDENSATTSCHUTZ MIT VERSTELLBAREN LAMELLEN**

**TECHNICAL SPECIFICATIONS**

The kit consists of:

- 4 ABS plastic supply grilles, installation hole 300 x 100 mm, outer size 332 x 132 mm COD. PWD100014
  - 4 insulated plenums with rear coupling for grille (332 x 182) COD. PWD402433
  - 1 double-wall aluminium flexible hose Ø 152 mm 10 m COD. 11152152
  - 1 white aluminium intake grille with filter installation hole 600 x 400 mm, external measurement 632 x 432 mm COD. WB11161525
  - 8 hose clamps
- Customisable on request

**CARACTÉRISTIQUES TECHNIQUES**

Le kit se compose de:

- 4 grilles de refoulement en plastique ABS, trou d'installation 300 x 100 mm, dimension extérieure 332 x 132 mm CODE PWD100014
  - 4 plénums isolés avec fixation arrière pour grille (332 x 182) CODE PWD402433
  - 1 tuyau flexible en aluminium double paroi Ø 152 mm de 10 m CODE 11152152
  - 1 grille de récupération en aluminium blanc avec filtre à trou d'installation 600 x 400 mm, taille extérieure 632 x 432 mm code WB11161525
  - 8 Colliers de serrage
- Personnalisable sur demande

**TECHNISCHE EIGENSCHAFTEN**

Der Bausatz besteht aus:

- 4 Zuluftgitter aus ABS-Kunststoff, Einbauöffnung 300 x 100 mm, Außenmaß 332 x 132 mm CODE PWD100014
  - 4 gedämmte Plenums mit hinterem Anschluss für Luftgitter (332 x 182) CODE PWD402433
  - 1x 10 m Ø 152 mm Aluminium-Doppelwandschlauch CSB. 11152152
  - 1 Ansauggitter aus Aluminium weiß lackiert mit Filter, Einbauöffnung 600 x 400 Außenmaß 632 x 432 mm COD. WB11161525
  - 8 Rohrschellen
- Auf Anfrage anpassbar

**Datasheet**

**INTAKE GRILLE WITH FILTER**  
Installation hole 600 x 400 mm

CODE	DESCRIPTION	U.M.	Pieces per box
GAC500019	KIT RAPID 4 ZONE (COUPLING Ø-150 mm)	PCS	1


**NEW**

 **RAPID COMPLETION KIT FOR PROAIR PACK 5 ZONES WITH Ø 150 CONNECTIONS AND GRILLES IN ANTI-CONDENSATION ABS PLASTIC WITH ADJUSTABLE FLAPS**

**TECHNICAL SPECIFICATIONS**

The kit consists of:


- 5 ABS plastic supply grilles, installation hole 300 x 100 mm, outer size 332 x 132 mm COD. WB11161512
  - 5 isolated plenums with rear coupling for grille (332 x 182) cod. PWD100005
  - 2 double-wall aluminium flexible pipes Ø 152 mm 10 m COD. 11152152
  - 1 white aluminium intake grille with filter installation hole 1000 x 500 mm, external measurement 632 x 432 mm COD. WB11161525
  - 10 hose clamps
- Customisable on request

 **KIT RAPID POUR COMPLÉTER PROAIR PACK 5 ZONES AVEC FIXATIONS Ø 150 ET GRILLES EN PLASTIQUE ABS ANTI-CONDENSATION À AILETTES RÉGLABLES**

**CARACTÉRISTIQUES TECHNIQUES**

Le kit se compose de:

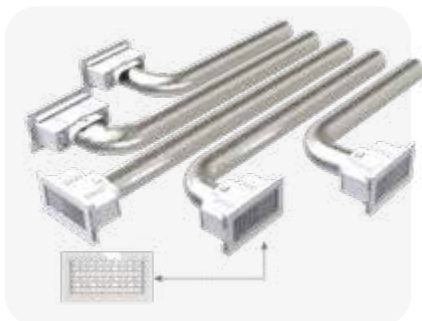
- 5 grilles de refoulement en plastique ABS, trou d'ø; installation 300 x 100 mm, dimension extérieure 332 x 132 mm CODE WB11161512
  - 5 plénums isolés avec raccordement arrière pour buse (332 x 182) CODE PWD100005
  - 2 tuyaux flexibles double paroi en aluminium Ø 152 mm 10 m code 11152152
  - 1 grille de récupération en aluminium blanc avec filtre à trou d'installation 1000 x 500 mm, taille extérieure 632 x 432 mm code WB11161525
  - 10 colliers de serrage
- Personnalisable sur demande

 **BAUSATZ RAPID ALS ERGÄNZUNG FÜR PROAIR PACK 5 ZONEN MIT ANSCHLÜSSEN Ø 150 UND LUFTGITTERN AUS ABS-KUNSTSTOFF, KONDENSATZSCHUTZ MIT VERSTELLBAREN LAMELLEN**


**TECHNISCHE EIGENSCHAFTEN**

Der Bausatz besteht aus:

- 5 Zuluftgitter aus ABS-Kunststoff, Einbauöffnung 300 x 100 mm, Außenmaß 332 x 132 mm CODE WB11161512
  - 5 gedämmte Plenums mit hinterem Anschluss für die Luftgitter (332 x 182) COD. PWD100005
  - 2 Schläuche doppelwandig, aus Aluminium Ø 152 mm 10 m COD. 11152152
  - 1 Ansauggitter aus Aluminium weiß lackiert mit Filter, Einbauöffnung 1000 x 500 Außenmaß 632 x 432 mm COD. WB11161525
  - 10 Rohrschellen
- Auf Anfrage anpassbar

**Datasheet**

**INTAKE GRILLE WITH FILTER**  
Installation hole 1000 x 500 mm

CODE	DESCRIPTION	U.M.	 Pieces per box
GAC500020	KIT RAPID 5 ZONE (COUPLING Ø-150 mm)	PCS	1


**NEW**

 **RAPID COMPLETION KIT FOR PROAIR PACK 6 ZONES WITH Ø 150 CONNECTIONS AND GRILLES IN ANTI-CONDENSATION ABS PLASTIC WITH ADJUSTABLE FLAPS**

**TECHNICAL SPECIFICATIONS**

The kit consists of:


- 6 ABS plastic supply grilles, installation hole 300 x 100 mm, outer size 332 x 132 mm COD. PWD100014
  - 6 insulated plenums with rear coupling for grille (332 x 182) COD. PWD402433
  - 2 double-wall aluminium flexible pipes Ø 152 mm 10 m COD. 11152152
  - 1 white aluminium intake grille with filter installation hole 1000 x 500 mm, external measurement 632 x 432 mm COD. WB11161525
  - 12 hose clamps
- Customisable on request

 **KIT RAPID POUR COMPLÉTER PROAIR PACK 6 ZONES AVEC FIXATIONS Ø 150 ET GRILLES EN PLASTIQUE ABS ANTI-CONDENSATION À AILETTES RÉGLABLES**

**CARACTÉRISTIQUES TECHNIQUES**

Le kit se compose de:

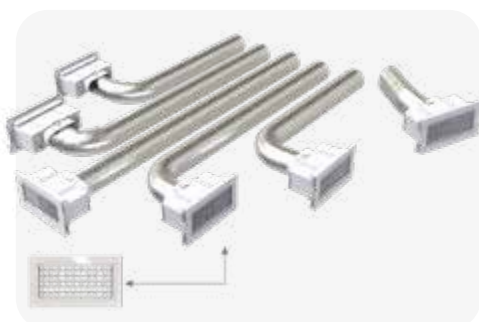
- 6 grilles de refoulement en plastique ABS, trou d'ø; installation 300 x 100 mm, dimension extérieure 332 x 132 mm CODE PWD100014
  - 6 plénums isolés avec fixation arrière pour grille (332 x 182) CODE PWD402433
  - 2 tuyaux flexibles double paroi en aluminium Ø 152 mm 10 m code 11152152
  - 1 grille de récupération en aluminium blanc avec filtre à trou d'installation 1000 x 500 mm, taille extérieure 632 x 432 mm code WB11161525
  - 12 colliers de serrage
- Personnalisable sur demande

 **BAUSATZ RAPID ALS ERGÄNZUNG FÜR PROAIR PACK 6 ZONEN MIT ANSCHLÜSSEN Ø 150 UND LUFTGITTERN AUS ABS-KUNSTSTOFF, KONDENSATZSCHUTZ MIT VERSTELLBAREN LAMELLEN**


**TECHNISCHE EIGENSCHAFTEN**

Der Bausatz besteht aus:

- 6 Zuluftgitter aus ABS-Kunststoff, Einbauöffnung 300 x 100 mm, Außenmaß 332 x 132 mm CODE PWD100014
  - 6 gedämmte Plenums mit hinterem Anschluss für Luftgitter (332 x 182) CODE PWD402433
  - 2 Schläuche doppelwandig, aus Aluminium Ø 152 mm 10 m COD. 11152152
  - 1 Ansauggitter aus Aluminium weiß lackiert mit Filter, Einbauöffnung 1000 x 500 Außenmaß 632 x 432 mm COD. WB11161525
  - 12 Rohrschellen
- Auf Anfrage anpassbar

**Datasheet**

**INTAKE GRILLE WITH FILTER**  
Installation hole 1000 x 500 mm


CODE	DESCRIPTION	U.M.	 Pieces per box
GAC500021	KIT RAPID 6 ZONE (COUPLING Ø-150 mm)	PCS	1



# FOR PROAIR PACK

With Ø200 connections and adjustable flap nozzles


**NEW**

 **RAPID COMPLETION KIT FOR PROAIR PACK 2 ZONES WITH Ø 200 CONNECTIONS AND GRILLES IN ANTI-CONDENSATION ABS PLASTIC WITH ADJUSTABLE FLAPS**

### TECHNICAL SPECIFICATIONS

The kit consists of:


- 2 ABS plastic supply grilles, installation hole 300 x 200 mm, outer size 332 x 232 mm COD. PWD100014
  - 2 insulated plenums with rear coupling for grille (332 x 232) COD. PWD402433
  - 1 double-wall aluminium flexible hose Ø 203 mm 10 m COD. 11152204
  - 1 white aluminium intake grille with filter installation hole 600 x 400 mm, external measurement 632 x 432 mm COD. WB11161525
  - 4 hose clamps
- Customisable on request

 **KIT RAPID POUR COMPLÉTER PROAIR PACK 2 ZONES AVEC FIXATIONS Ø 200 ET GRILLES EN PLASTIQUE ABS ANTI-CONDENSATION À AILETTES RÉGLABLES**

### CARACTÉRISTIQUES TECHNIQUES

Le kit se compose de:

- 2 grilles de refoulement en plastique ABS, trou d'installation 300 x 200 mm, dimension extérieure 332 x 232 mm CODE PWD100014
  - 2 plénums isolés avec fixation arrière pour grille (332 x 232) CODE PWD402433
  - 1 tuyau flexible en aluminium double paroi Ø 203 mm de 10 m CODE 11152204
  - 1 grille de récupération en aluminium blanc avec filtre à trou d'installation 600 x 400 mm, taille extérieure 632 x 432 mm code WB11161525
  - 4 Colliers de serrage
- Personnalisable sur demande

 **BAUSATZ RAPID ALS ERGÄNZUNG FÜR PROAIR PACK 2 ZONEN MIT ANSCHLÜSSEN Ø 200 UND LUFTGITTERN AUS ABS-KUNSTSTOFF, KONDENSATZSCHUTZ MIT VERSTELLBAREN LAMELLEN**

### TECHNISCHE EIGENSCHAFTEN

Der Bausatz besteht aus:

- 2 Zuluftgitter aus ABS-Kunststoff, Einbauöffnung 300 x 200 mm, Außenmaß 332 x 232 mm CODE PWD100014
  - 2 gedämmte Plenums mit hinterem Anschluss für Luftgitter (332 x 232) CODE PWD402433
  - 1x 10 m Ø 203 mm Aluminium-Doppelwandschlauch CSB. 11152204
  - 1 Ansauggitter aus Aluminium weiß lackiert mit Filter, Einbauöffnung 600 x 400 Außenmaß 632 x 432 mm COD. WB11161525
  - 4 Rohrschellen
- Auf Anfrage anpassbar



Datasheet



### INTAKE GRILLE WITH FILTER

Installation hole 600 x 400 mm

CODE	DESCRIPTION	U.M.	Pieces per box
GAC500022	KIT RAPID 2 ZONE (COUPLING Ø-200 mm)	PCS	1


**NEW**

 **RAPID COMPLETION KIT FOR PROAIR PACK 3 ZONES WITH Ø 200 CONNECTIONS AND GRILLES IN ANTI-CONDENSATION ABS PLASTIC WITH ADJUSTABLE FLAPS**

### TECHNICAL SPECIFICATIONS

The kit consists of:


- 3 ABS plastic supply grilles, installation hole 300 x 200 mm, outer size 332 x 232 mm COD. PWD100014
  - 3 insulated plenums with rear coupling for grille (332 x 232) COD. PWD402433
  - 1 double-wall aluminium flexible hose Ø 203 mm 10 m COD. 11152204
  - 1 white aluminium intake grille with filter installation hole 600 x 400 mm, external measurement 632 x 432 mm COD. WB11161525
  - 6 hose clamps
- Customisable on request

 **KIT RAPID POUR COMPLÉTER PROAIR PACK 3 ZONES AVEC FIXATIONS Ø 200 ET GRILLES EN PLASTIQUE ABS ANTI-CONDENSATION À AILETTES RÉGLABLES**

### CARACTÉRISTIQUES TECHNIQUES

Le kit se compose de:


- 3 grilles de refoulement en plastique ABS, trou d'installation 300 x 200 mm, dimension extérieure 332 x 232 mm CODE PWD100014
  - 3 plénums isolés avec fixation arrière pour grille (332 x 232) CODE PWD402433
  - 1 tuyau flexible en aluminium double paroi Ø 203 mm de 10 m CODE 11152204
  - 1 grille de récupération en aluminium blanc avec filtre à trou d'installation 600 x 400 mm, taille extérieure 632 x 432 mm code WB11161525
  - 6 colliers de serrage
- Personnalisable sur demande

 **BAUSATZ RAPID ALS ERGÄNZUNG FÜR PROAIR PACK 3 ZONEN MIT ANSCHLÜSSEN Ø 200 UND LUFTGITTERN AUS ABS-KUNSTSTOFF, KONDENSATZSCHUTZ MIT VERSTELLBAREN LAMELLEN**

### TECHNISCHE EIGENSCHAFTEN

Der Bausatz besteht aus:

- 3 Zuluftgitter aus ABS-Kunststoff, Einbauöffnung 300 x 200 mm, Außenmaß 332 x 232 mm CODE PWD100014
  - 3 gedämmte Plenums mit hinterem Anschluss für Luftgitter (332 x 232) CODE PWD402433
  - 1x 10 m Ø 203 mm Aluminium-Doppelwandschlauch CSB. 11152204
  - 1 Ansauggitter aus Aluminium weiß lackiert mit Filter, Einbauöffnung 600 x 400 Außenmaß 632 x 432 mm COD. WB11161525
  - 6 Rohrschellen
- Auf Anfrage anpassbar



Datasheet



### INTAKE GRILLE WITH FILTER

Installation hole 600 x 400 mm

CODE	DESCRIPTION	U.M.	Pieces per box
GAC500023	KIT RAPID 3 ZONE (COUPLING Ø-200 mm)	PCS	1


**NEW**

 **RAPID COMPLETION KIT FOR PROAIR PACK 4 ZONES WITH Ø 200 CONNECTIONS AND GRILLES IN ANTI-CONDENSATION ABS PLASTIC WITH ADJUSTABLE FLAPS**

**TECHNICAL SPECIFICATIONS**

The kit consists of:


- 4 ABS plastic supply grilles, installation hole 300 x 200 mm, outer size 332 x 232 mm COD. PWD100014
  - 4 insulated plenums with rear coupling for grille (332 x 232) COD. PWD402433
  - 1 double-wall aluminium flexible hose Ø 203 mm 10 m COD. 11152204
  - 1 white aluminium intake grille with filter installation hole 600 x 400 mm, external measurement 632 x 432 mm COD. WB11161525
  - 8 hose clamps
- Customisable on request

 **KIT RAPID POUR COMPLÉTER PROAIR PACK 4 ZONES AVEC FIXATIONS Ø 200 ET GRILLES EN PLASTIQUE ABS ANTI-CONDENSATION À AILETTES RÉGLABLES**

**CARACTÉRISTIQUES TECHNIQUES**

Le kit se compose de:

- 4 grilles de refoulement en plastique ABS, trou d'ø 200 mm; installation 300 x 200 mm, dimension extérieure 332 x 232 mm CODE PWD100014
  - 4 plenums isolés avec fixation arrière pour grille (332 x 232) CODE PWD402433
  - 1 tuyau flexible en aluminium double paroi Ø 203 mm de 10 m CODE 11152204
  - 1 grille de récupération en aluminium blanc avec filtre à trou d'installation 600 x 400 mm, taille extérieure 632 x 432 mm code WB11161525
  - 8 Colliers de serrage
- Personnalisable sur demande

 **BAUSATZ RAPID ALS ERGÄNZUNG FÜR PROAIR PACK 4 ZONEN MIT ANSCHLÜSSEN Ø 200 UND LUFTGITTERN AUS ABS-KUNSTSTOFF, KONDENSATSCHUTZ MIT VERSTELLBAREN LAMELLEN**


**TECHNISCHE EIGENSCHAFTEN**

Der Bausatz besteht aus:

- 4 Zuluftgitter aus ABS-Kunststoff, Einbauöffnung 300 x 200 mm, Außenmaß 332 x 232 mm CODE PWD100014
  - 4 gedämmte Plenums mit hinterem Anschluss für Luftgitter (332 x 232) CODE PWD402433
  - 1x 10 m Ø 203 mm Aluminium-Doppelwand Schlauch CSB. 11152204
  - 1 Ansauggitter aus Aluminium weiß lackiert mit Filter, Einbauöffnung 600 x 400 Außenmaß 632 x 432 mm COD. WB11161525
  - 8 Rohrschellen
- Auf Anfrage anpassbar

**Datasheet****INTAKE GRILLE WITH FILTER**

Installation hole 600 x 400 mm

CODE	DESCRIPTION	U.M.	 Pieces per box
GAC500024	KIT RAPID 4 ZONE (COUPLING Ø-200 mm)	PCS	1


**NEW**

 **RAPID COMPLETION KIT FOR PROAIR PACK 5 ZONES WITH Ø 200 CONNECTIONS AND GRILLES IN ANTI-CONDENSATION ABS PLASTIC WITH ADJUSTABLE FLAPS**

**TECHNICAL SPECIFICATIONS**

The kit consists of:


- 5 ABS plastic supply grilles, installation hole 300 x 200 mm, outer size 332 x 232 mm COD. PWD100014
  - 5 insulated plenums with rear coupling for grille (332 x 232) COD. PWD402433
  - 2 double-wall aluminium flexible pipes Ø 203 mm 10 m COD. 11152204
  - 1 white aluminium intake grille with filter installation hole 1000 x 500 mm, external measurement 632 x 432 mm COD. WB11161525
  - 10 hose clamps
- Customisable on request

 **KIT RAPID POUR COMPLÉTER PROAIR PACK 5 ZONES AVEC FIXATIONS Ø 200 ET GRILLES EN PLASTIQUE ABS ANTI-CONDENSATION À AILETTES RÉGLABLES**

**CARACTÉRISTIQUES TECHNIQUES**

Le kit se compose de:

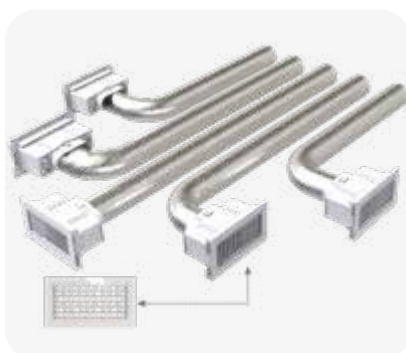
- 5 grilles de refoulement en plastique ABS, trou d'ø 200 mm; installation 300 x 200 mm, dimension extérieure 332 x 232 mm CODE PWD100014
  - 5 plenums isolés avec fixation arrière pour grille (332 x 232) CODE PWD402433
  - 2 tuyaux flexibles double paroi en aluminium Ø 203 mm 10 m code 11152204
  - 1 grille de récupération en aluminium blanc avec filtre à trou d'installation 1000 x 500 mm, taille extérieure 632 x 432 mm code WB11161525
  - 10 colliers de serrage
- Personnalisable sur demande

 **BAUSATZ RAPID ALS ERGÄNZUNG FÜR PROAIR PACK 5 ZONEN MIT ANSCHLÜSSEN Ø 200 UND LUFTGITTERN AUS ABS-KUNSTSTOFF, KONDENSATSCHUTZ MIT VERSTELLBAREN LAMELLEN**


**TECHNISCHE EIGENSCHAFTEN**

Der Bausatz besteht aus:

- 5 Zuluftgitter aus ABS-Kunststoff, Einbauöffnung 300 x 200 mm, Außenmaß 332 x 232 mm CODE PWD100014
  - 5 gedämmte Plenums mit hinterem Anschluss für Luftgitter (332 x 232) CODE PWD402433
  - 2 Schläuche doppelwandig, aus Aluminium Ø 203 mm 10 m COD. 11152204
  - 1 Ansauggitter aus Aluminium weiß lackiert mit Filter, Einbauöffnung 1000 x 500 Außenmaß 632 x 432 mm COD. WB11161525
  - 10 Rohrschellen
- Auf Anfrage anpassbar

**Datasheet****INTAKE GRILLE WITH FILTER**

Installation hole 1000 x 500 mm

CODE	DESCRIPTION	U.M.	 Pieces per box
GAC500025	KIT RAPID 5 ZONE (COUPLING Ø-200 mm)	PCS	1

**UK** **RAPID COMPLETION KIT FOR PROAIR PACK 6 ZONES WITH Ø 200 CONNECTIONS AND GRILLES IN ANTI-CONDENSATION ABS PLASTIC WITH ADJUSTABLE FLAPS**

**TECHNICAL SPECIFICATIONS**

The kit consists of:

- 6 ABS plastic supply grilles, installation hole 300 x 200 mm, outer size 332 x 232 mm COD. PWD100014
  - 6 insulated plenums with rear coupling for grille (332 x 232) COD. PWD402433
  - 2 double-wall aluminium flexible pipes Ø 203 mm 10 m COD. 11152204
  - 1 white aluminium intake grille with filter installation hole 1000 x 500 mm, external measurement 632 x 432 mm COD. WB11161525
  - 12 hose clamps
- Customisable on request

**FR** **KIT RAPID POUR COMPLÉTER PROAIR PACK 6 ZONES AVEC FIXATIONS Ø 200 ET GRILLES EN PLASTIQUE ABS ANTI-CONDENSATION À AILETTES RÉGLABLES**

**CARACTÉRISTIQUES TECHNIQUES**

Le kit se compose de:

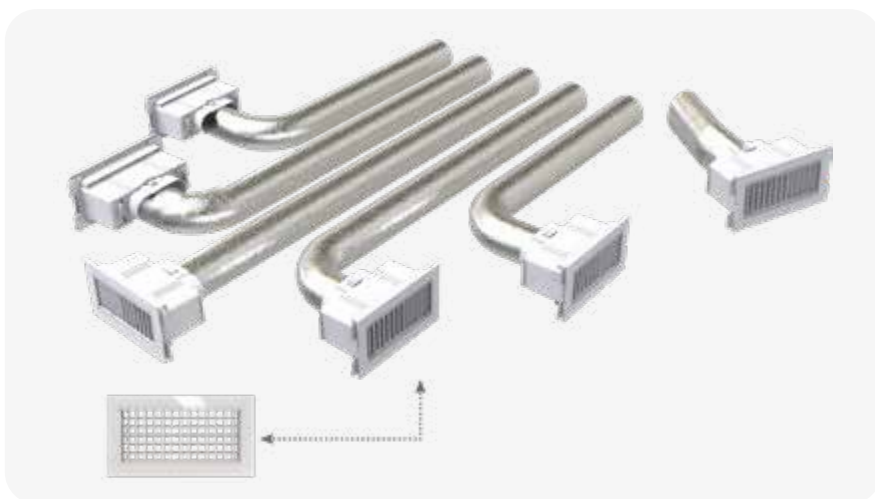
- 6 grilles de refoulement en plastique ABS, trou d'installation 300 x 200 mm, dimension extérieure 332 x 232 mm CODE PWD100014
  - 6 plenums isolés avec fixation arrière pour grille (332 x 232) CODE PWD402433
  - 2 tuyaux flexibles double paroi en aluminium Ø 203 mm 10 m code 11152204
  - 1 grille de récupération en aluminium blanc avec filtre à trou d'installation 1000 x 500 mm, taille extérieure 632 x 432 mm code WB11161525
  - 12 colliers de serrage
- Personnalisable sur demande

**DE** **BAUSATZ RAPID ALS ERGÄNZUNG FÜR PROAIR PACK 6 ZONEN MIT ANSCHLÜSSEN Ø 200 UND LUFTGITTERN AUS ABS-KUNSTSTOFF, KONDENSATSCHUTZ MIT VERSTELLBAREN LAMELLEN**

**TECHNISCHE EIGENSCHAFTEN**

Der Bausatz besteht aus:

- 6 Zuluftgitter aus ABS-Kunststoff, Einbauöffnung 300 x 200 mm, Außenmaß 332 x 232 mm CODE PWD100014
  - 6 gedämmte Plenums mit hinterem Anschluss für Luftgitter (332 x 232) CODE PWD402433
  - 2 Schläuche doppelwandig, aus Aluminium Ø 203 mm 10 m COD. 11152204
  - 1 Ansauggitter aus Aluminium weiß lackiert mit Filter, Einbauöffnung 1000 x 500 Außenmaß 632 x 432 mm COD. WB11161525
  - 12 Rohrschellen
- Auf Anfrage anpassbar



**INTAKE GRILLE WITH FILTER**  
Installation hole 1000 x 500 mm

**Datasheet**



CODE	DESCRIPTION	U.M.	Pieces per box
GAC500026	KIT RAPID 6 ZONE (COUPLING Ø-200 mm)	PCS	1



# FOR PROAIR PACK

With Ø125 connections and adjustable flap nozzles

A

## 2 ZONES FOR MINI EOLO

### THE KIT CONSISTS OF

- 2 white painted aluminium delivery grilles, installation hole 300 x 100 mm, outer size 332 x 132 mm COD. WB11161505
- 2 insulated plenums with rear coupling for grille (332 x 132) COD. PWD100004
- 1 double-wall aluminium flexible hose Ø 127 mm 10 m COD. 11152127
- 1 white aluminium intake grille with filter installation hole 600 x 400 mm, external measurement 632 x 432 mm COD. WB11161525
- 4 hose clamps

### LE KIT SE COMPOSE DE

- 2 grilles de refoulement aluminium peint blanc, trou d'installation 300 x 100 mm, dimension extérieure 332 x 132 mm Réf. WB11161505
- 2 plenums isolés avec raccordement arrière pour buse (332 x 132) code PWD100004
- 1 tuyau flexible en aluminium double paroi Ø 127 mm de 10 m CODE 11152127
- 1 grille de récupération en aluminium blanc avec filtre à trou d'installation 600 x 400 mm, taille extérieure 632 x 432 mm code WB11161525
- 4 Colliers de serrage

### DER BAUSATZ BESTEHT AUS

- 2 Zufuhrluftgitter aus weiß lackiertem Aluminium, Einbauöffnung 300 x 100 mm, Außenmaß 332 x 132 mm COD. WB11161505
- 2 gedämmte Plenums mit hinterem Anschluss für Luftgitter (332 x 132) COD. PWD100004
- 1x 10 m Ø 127 mm Aluminium-Doppelwandschlauch CSB. 11152127
- 1 Ansauggitter aus Aluminium weiß lackiert mit Filter, Einbauöffnung 600 x 400 Außenmaß 632 x 432 mm COD. WB11161525
- 4 Rohrschellen



#### INTAKE GRILLE WITH FILTER

Installation hole 600 x 400 mm

Datasheet

CODE	DESCRIPTION	U.M.	 Pieces per box
GAC500001	"KIT RAPID 2 ZONES - (COUPLING Ø 125 mm)	PSC	1



B

## 3 ZONES FOR MINI EOLO

### THE KIT CONSISTS OF

- 3 white painted aluminium delivery grilles, installation hole 300 x 100 mm, outer size 332 x 132 mm COD. WB11161505
- 3 insulated plenums with rear coupling for grille (332 x 132) COD. PWD100004
- 1 double-wall aluminium flexible hose Ø 127 mm 10 m COD. 11152127
- 1 white aluminium intake grille with filter installation hole 600 x 400 mm, external measurement 632 x 432 mm COD. WB11161525
- 6 hose clamps

### LE KIT SE COMPOSE DE

- 3 grilles d'alimentation aluminium peint blanc, trou d'installation 300 x 100 mm, dimension extérieure 332 x 132 mm CODE WB11161505
- 3 plenums isolés avec raccordement arrière pour buse (332 x 132) CODE PWD100004
- 1 tuyau flexible en aluminium double paroi Ø 127 mm de 10 m CODE 11152127
- 1 grille de récupération en aluminium blanc avec filtre à trou d'installation 600 x 400 mm, taille extérieure 632 x 432 mm code WB11161525
- 6 colliers de serrage

### DER BAUSATZ BESTEHT AUS

- 3 Zufuhrluftgitter weiß lackiertes Aluminium, Einbauöffnung 300 x 100 mm, Außenmaß 332 x 132 mm COD. WB11161505
- 3 gedämmte Plenums mit hinterem Anschluss für die Luftgitter (332 x 132) COD. PWD100004
- 1x 10 m Ø 127 mm Aluminium-Doppelwandschlauch CSB. 11152127
- 1 Ansauggitter aus Aluminium weiß lackiert mit Filter, Einbauöffnung 600 x 400 Außenmaß 632 x 432 mm COD. WB11161525
- 6 Rohrschellen



#### INTAKE GRILLE WITH FILTER

Installation hole 600 x 400 mm

Datasheet

CODE	DESCRIPTION	U.M.	 Pieces per box
GAC500002	"KIT RAPID 3 ZONES - (COUPLING Ø 125 mm)	PSC	1



C

## 4 ZONES FOR MINI EOLO



## THE KIT CONSISTS OF

- 4 white painted aluminium delivery grilles, installation hole 300 x 100 mm, outer size 332 x 132 mm COD. WB11161505
- 4 insulated plenums with rear coupling for grille (332 x 132) COD. PWD100004
- 1 double-wall aluminium flexible hose Ø 127 mm 10 m COD. 11152127
- 1 white aluminium intake grille with filter installation hole 600 x 400 mm, external measurement 632 x 432 mm COD. WB11161525
- 8 hose clamps



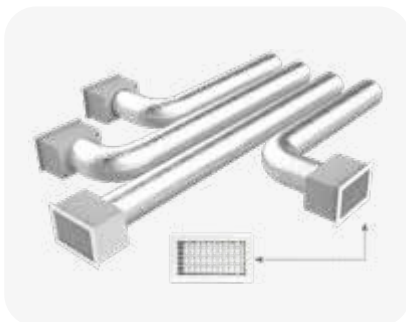
## LE KIT SE COMPOSE DE

- 4 grilles d'alimentation en aluminium peint blanc, trou d'installation 300 x 100 mm, dimension extérieure 332 x 132 mm CODE WB11161505
- 4 plénums isolés avec connexion arrière pour buse (332 x 132) CODE PWD100004
- 1 tuyau flexible en aluminium double paroi Ø 127 mm de 10 m CODE 11152127
- 1 grille de récupération en aluminium blanc avec filtre à trou d'installation 600 x 400 mm, taille extérieure 632 x 432 mm code WB11161525
- 8 Colliers de serrage



## DER BAUSATZ BESTEHT AUS

- 4 Zufuhrluftgitter weiß lackiertes Aluminium, Einbauöffnung 300 x 100 mm, Außenmaß 332 x 132 mm COD. WB11161505
- 4 gedämmte Plenums mit hinterem Anschluss für die Luftgitter (332 x 132) COD. PWD100004
- 1x 10 m Ø 127 mm Aluminium-Doppelwandschlauch CSB. 11152127
- 1 Ansauggitter aus Aluminium weiß lackiert mit Filter, Einbauöffnung 600 x 400 Außenmaß 632 x 432 mm COD. WB11161525
- 8 Rohrschellen



## INTAKE GRILLE WITH FILTER

Installation hole 600 x 400 mm

CODE	DESCRIPTION	U.M.	Pieces per box
GAC500003	"KIT RAPID 4 ZONES - (COUPLING Ø 125 mm)	PSC	1

Datasheet



## FOR PROAIR PACK

With Ø150 connections and adjustable flap nozzles

A

## 2 ZONES FOR MINI EOLO



## THE KIT CONSISTS OF

- 2 white painted aluminium delivery grilles, installation hole 300 x 100 mm, outer size 332 x 132 mm COD. WB11161512
- 2 insulated plenums with rear coupling for grille (332 x 182) COD. PWD100005
- 1 double-wall aluminium flexible hose Ø 152 mm 10 m COD. 11152152
- 1 white aluminium intake grille with filter installation hole 600 x 400 mm, external measurement 632 x 432 mm COD. WB11161525



## LE KIT SE COMPOSE DE

- 2 grilles de refoulement aluminium peint blanc, trou d'installation 300 x 100 mm, dimension extérieure 332 x 132 mm Réf. WB11161512
- 2 plénums isolés avec raccordement arrière pour buse (332 x 182) code PWD100005
- 1 tuyau flexible en aluminium double paroi Ø 152 mm de 10 m CODE 11152152
- 1 grille de récupération en aluminium blanc avec filtre à trou d'installation 600 x 400 mm, taille extérieure 632 x 432 mm code WB11161525



## DER BAUSATZ BESTEHT AUS

- 2 Zufuhrluftgitter aus weiß lackiertem Aluminium, Einbauöffnung 300 x 100 mm, Außenmaß 332 x 132 mm COD. WB11161512
- 2 gedämmte Plenums mit hinterem Anschluss für Luftgitter (332 x 182) COD. PWD100005
- 1x 10 m Ø 152 mm Aluminium-Doppelwandschlauch CSB. 11152152
- 1 Ansauggitter aus Aluminium weiß lackiert mit Filter, Einbauöffnung 600 x 400 Außenmaß 632 x 432 mm COD. WB11161525



## INTAKE GRILLE WITH FILTER

Installation hole 600 x 400 mm

CODE	DESCRIPTION	U.M.	Pieces per box
11171722	KIT RAPID 2 ZONE (COUPLING Ø 150 mm)	PSC	1

Datasheet



**B**

**3 ZONES FOR MINI EOLO**

**THE KIT CONSISTS OF**


- 3 white painted aluminium delivery grilles, installation hole 300 x 100 mm, outer size 332 x 132 mm COD. WB11161512
- 3 insulated plenums with rear coupling for grille (332 x 182) COD. PWD100005
- 1 double-wall aluminium flexible hose Ø 152 mm 10 m COD. 11152152
- 1 white aluminium intake grille with filter installation hole 600 x 400 mm, external measurement 632 x 432 mm COD. WB11161525
- 6 hose clamps

**LE KIT SE COMPOSE DE**

- 3 grilles d'alimentation aluminium peint blanc, trou d'installation 300 x 100 mm, dimension extérieure 332 x 132 mm CODE WB11161512
- 3 plenums isolés avec raccordement arrière pour buse (332 x 182) CODE PWD100005
- 1 tuyau flexible en aluminium double paroi Ø 152 mm de 10 m CODE 11152152
- 1 grille de récupération en aluminium blanc avec filtre à trou d'installation 600 x 400 mm, taille extérieure 632 x 432 mm code WB11161525
- 6 colliers de serrage


**DER BAUSATZ BESTEHT AUS**

- 3 Zufuhrluftgitter weiß lackiertes Aluminium, Einbauöffnung 300 x 100 mm, Außenmaß 332 x 132 mm COD. WB11161512
- 3 gedämmte Plenums mit hinterem Anschluss für die Luftgitter (332 x 182) COD. PWD100005
- 1x 10 m Ø 152 mm Aluminium-Doppelwandschlauch CSB. 11152152
- 1 Ansauggitter aus Aluminium weiß lackiert mit Filter, Einbauöffnung 600 x 400 Außenmaß 632 x 432 mm COD. WB11161525
- 6 Rohrschellen



**INTAKE GRILLE WITH FILTER**  
Installation hole 600 x 400 mm

**Datasheet**

CODE	DESCRIPTION	U.M.	 Pieces per box
11171723	KIT RAPID 3 ZONE (COUPLING Ø 150 mm)	PSC	1



**C**

**4 ZONES FOR MINI EOLO**

**THE KIT CONSISTS OF**


- 4 white painted aluminium delivery grilles, installation hole 300 x 100 mm, outer size 332 x 132 mm COD. WB11161512
- 4 insulated plenums with rear coupling for grille (332 x 182) COD. PWD100005
- 1 double-wall aluminium flexible hose Ø 152 mm 10 m COD. 11152152
- 1 white aluminium intake grille with filter installation hole 600 x 400 mm, external measurement 632 x 432 mm COD. WB11161525
- 8 hose clamps

**LE KIT SE COMPOSE DE**

- 4 grilles d'alimentation en aluminium peint blanc, trou d'installation 300 x 100 mm, dimension extérieure 332 x 132 mm CODE WB11161512
- 4 plenums isolés avec connexion arrière pour buse (332 x 182) CODE PWD100005
- 1 tuyau flexible en aluminium double paroi Ø 152 mm de 10 m CODE 11152152
- 1 grille de récupération en aluminium blanc avec filtre à trou d'installation 600 x 400 mm, taille extérieure 632 x 432 mm code WB11161525
- 8 Colliers de serrage


**DER BAUSATZ BESTEHT AUS**

- 4 Zufuhrluftgitter weiß lackiertes Aluminium, Einbauöffnung 300 x 100 mm, Außenmaß 332 x 132 mm COD. WB11161512
- 4 gedämmte Plenums mit hinterem Anschluss für die Luftgitter (332 x 182) COD. PWD100005
- 1x 10 m Ø 152 mm Aluminium-Doppelwandschlauch CSB. 11152152
- 1 Ansauggitter aus Aluminium weiß lackiert mit Filter, Einbauöffnung 600 x 400 Außenmaß 632 x 432 mm COD. WB11161525
- 8 Rohrschellen



**INTAKE GRILLE WITH FILTER**  
Installation hole 600 x 400 mm

**Datasheet**

CODE	DESCRIPTION	U.M.	 Pieces per box
11171724	KIT RAPID 4 ZONE (COUPLING Ø 150 mm)	PSC	1



D

5 ZONES

**THE KIT CONSISTS OF**


- 5 white painted aluminium delivery grilles, installation hole 300 x 100 mm, outer size 332 x 132 mm COD. WB11161512
- 5 isolated plenums with rear coupling for grille (332 x 182) cod. PWD100005
- 2 double-wall aluminium flexible pipes Ø 152 mm 10 m COD. 11152152
- 1 white aluminium intake grille with filter installation hole 1000 x 500 mm, external measurement 632 x 432 mm COD. WB11161525
- 10 hose clamps

**LE KIT SE COMPOSE DE**

- 5 grilles d'alimentation en aluminium peint blanc, trou d'installation 300 x 100 mm, dimension extérieure 332 x 132 mm CODE WB11161512
- 5 plenums isolés avec raccordement arrière pour buse (332 x 182) CODE PWD100005
- 2 tuyaux flexibles double paroi en aluminium Ø 152 mm 10 m code 11152152
- 1 grille de récupération en aluminium blanc avec filtre à trou d'installation 1000 x 500 mm, taille extérieure 632 x 432 mm code WB11161525
- 10 colliers de serrage

**DER BAUSATZ BESTEHT AUS**

- 5 Zufuhrluftgitter weiß lackiertes Aluminium, Einbauöffnung 300 x 100 mm, Außenmaß 332 x 132 mm COD. WB11161512
- 5 gedämmte Plenums mit hinterem Anschluss für die Luftgitter (332 x 182) COD. PWD100005
- 2 Schläuche doppelwandig, aus Aluminium Ø 152 mm 10 m COD. 11152152
- 1 Ansauggitter aus Aluminium weiß lackiert mit Filter, Einbauöffnung 1000 x 500 Außenmaß 632 x 432 mm COD. WB11161525
- 10 Rohrschellen

**INTAKE GRILLE WITH FILTER**

Installation hole 1000 x 500 mm

CODE	DESCRIPTION	U.M.	Pieces per box
11171725	KIT RAPID 5 ZONE (COUPLING Ø 150 mm)	PSC	1

Datasheet



E

5 ZONES

**THE KIT CONSISTS OF**

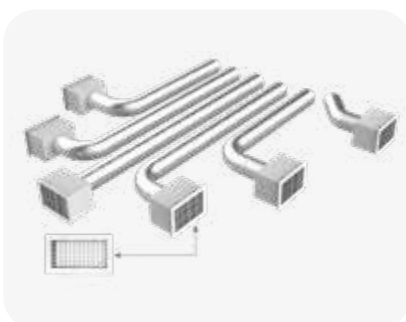
- 6 white painted aluminium delivery grilles, installation hole 300 x 100 mm, outer size 332 x 132 mm COD. WB11161512
- 6 isolated plenums with rear coupling for grille (332 x 182) cod. PWD100005
- 2 double-wall aluminium flexible pipes Ø 152 mm 10 m COD. 11152152
- 1 white aluminium intake grille with filter installation hole 1000 x 500 mm, external measurement 632 x 432 mm COD. WB11161525
- 12 hose clamps

**LE KIT SE COMPOSE DE**

- 6 grilles d'alimentation en aluminium peint blanc, trou d'installation 300 x 100 mm, dimension extérieure 332 x 132 mm CODE WB11161512
- 6 plenums isolés avec raccord arrière pour buse (332 x 182) CODE PWD100005
- 2 tuyaux flexibles double paroi en aluminium Ø 152 mm 10 m code 11152152
- 1 grille de récupération en aluminium blanc avec filtre à trou d'installation 1000 x 500 mm, taille extérieure 632 x 432 mm code WB11161525
- 12 colliers de serrage

**DER BAUSATZ BESTEHT AUS**

- 6 Zufuhrluftgitter weiß lackiertes Aluminium, Einbauöffnung 300 x 100 mm, Außenmaß 332 x 132 mm COD. WB11161512
- 6 gedämmte Plenums mit hinterem Anschluss für die Luftgitter (332 x 182) COD. PWD100005
- 2 Schläuche doppelwandig, aus Aluminium Ø 152 mm 10 m COD. 11152152
- 1 Ansauggitter aus Aluminium weiß lackiert mit Filter, Einbauöffnung 1000 x 500 Außenmaß 632 x 432 mm COD. WB11161525
- 12 Rohrschellen

**INTAKE GRILLE WITH FILTER**

Installation hole 1000 x 500 mm

CODE	DESCRIPTION	U.M.	Pieces per box
11171726	KIT RAPID 6 ZONE (COUPLING Ø 150 mm)	PSC	1

Datasheet



# FOR PROAIR PACK

With Ø200 connections and adjustable flap nozzles

A

## 2 ZONES FOR MINI EOLO

### THE KIT CONSISTS OF

- 2 white painted aluminium delivery grilles, installation hole 300 x 200 mm, outer size 332 x 232 mm COD. WB11161515
- 2 insulated plenums with rear coupling for grille (332 x 232) COD. PWD100007
- 1 double-wall aluminium flexible hose Ø 203 mm 10 m COD. 11152204
- 1 white aluminium intake grille with filter installation hole 600 x 400 mm, external measurement 632 x 432 mm COD. WB11161525

### LE KIT SE COMPOSE DE

- 2 grilles de refoulement aluminium peint blanc, trou d'installation 300 x 200 mm, dimension extérieure 332 x 232 mm Réf. WB11161515
- 2 plénums isolés avec raccordement arrière pour buse (332 x 232) code PWD100007
- 1 tuyau flexible en aluminium double paroi Ø 203 mm de 10 m CODE 11152204
- 1 grille de récupération en aluminium blanc avec filtre à trou d'installation 600 x 400 mm, taille extérieure 632 x 432 mm code WB11161525

### DER BAUSATZ BESTEHT AUS

- 2 Zufuhrluftgitter aus weiß lackiertem Aluminium, Einbauöffnung 300 x 200 mm, Außenmaß 332 x 232 mm COD. WB11161515
- 2 gedämmte Plenums mit hinterem Anschluss für Luftgitter (332 x 232) COD. PWD100007
- 1x 10 m Ø 203 mm Aluminium-Doppelwandschlauch CSB. 11152204
- 1 Ansauggitter aus Aluminium weiß lackiert mit Filter, Einbauöffnung 600 x 400 Außenmaß 632 x 432 mm COD. WB11161525



### INTAKE GRILLE WITH FILTER

Installation hole 600 x 400 mm

Datasheet

CODE	DESCRIPTION	U.M.	Pieces per box
11171732	KIT RAPID 2 ZONE (COUPLING Ø 200 mm)	PSC	1



B

## 3 ZONES FOR MINI EOLO

### THE KIT CONSISTS OF

- 3 white painted aluminium delivery grilles, installation hole 300 x 200 mm, outer size 332 x 232 mm COD. WB11161515
- 3 insulated plenums with rear coupling for grille (332 x 232) COD. PWD100007
- 1 double-wall aluminium flexible hose Ø 203 mm 10 m COD. 11152204
- 1 white aluminium intake grille with filter installation hole 600 x 400 mm, external measurement 632 x 432 mm COD. WB11161525
- 6 hose clamps

### LE KIT SE COMPOSE DE

- 3 grilles d'alimentation aluminium peint blanc, trou d'installation 300 x 200 mm, dimension extérieure 332 x 232 mm CODE WB11161515
- 3 plénums isolés avec raccordement arrière pour buse (332 x 232) CODE PWD100007
- 1 tuyau flexible en aluminium double paroi Ø 203 mm de 10 m CODE 11152204
- 1 grille de récupération en aluminium blanc avec filtre à trou d'installation 600 x 400 mm, taille extérieure 632 x 432 mm code WB11161525
- 6 colliers de serrage

### DER BAUSATZ BESTEHT AUS

- 3 Zufuhrluftgitter weiß lackiertes Aluminium, Einbauöffnung 300 x 200 mm, Außenmaß 332 x 232 mm COD. WB11161515
- 3 gedämmte Plenums mit hinterem Anschluss für die Luftgitter (332 x 232) COD. PWD100007
- 1x 10 m Ø 203 mm Aluminium-Doppelwandschlauch CSB. 11152204
- 1 Ansauggitter aus Aluminium weiß lackiert mit Filter, Einbauöffnung 600 x 400 Außenmaß 632 x 432 mm COD. WB11161525
- 6 Rohrschellen



### INTAKE GRILLE WITH FILTER

Installation hole 600 x 400 mm

Datasheet

CODE	DESCRIPTION	U.M.	Pieces per box
11171733	KIT RAPID 3 ZONE (COUPLING Ø 200 mm)	PSC	1





### THE KIT CONSISTS OF


- 4 white painted aluminium delivery grilles, installation hole 300 x 200 mm, outer size 332 x 232 mm COD. WB11161515
- 4 insulated plenums with rear coupling for grille (332 x 232) COD. PWD100007
- 1 double-wall aluminium flexible hose Ø 203 mm 10 m COD. 11152204
- 1 white aluminium intake grille with filter installation hole 600 x 400 mm, external measurement 632 x 432 mm COD. WB11161525
- 8 hose clamps

### LE KIT SE COMPOSE DE

- 4 grilles d'alimentation en aluminium peint blanc, trou d'installation 300 x 200 mm, dimension extérieure 332 x 232 mm CODE WB11161515
- 4 plenums isolés avec connexion arrière pour buse (332 x 232) CODE PWD100007
- 1 tuyau flexible en aluminium double paroi Ø 203 mm de 10 m CODE 11152204
- 1 grille de récupération en aluminium blanc avec filtre à trou d'installation 600 x 400 mm, taille extérieure 632 x 432 mm code WB11161525
- 8 Colliers de serrage

### DER BAUSATZ BESTEHT AUS

- 4 Zufuhrluftgitter weiß lackiertes Aluminium, Einbauöffnung 300 x 200 mm, Außenmaß 332 x 232 mm COD. WB11161515
- 4 gedämmte Plenums mit hinterem Anschluss für die Luftgitter (332 x 232) COD. PWD100007
- 1x 10 m Ø 203 mm Aluminium-Doppelwandschlauch CSB. 11152204
- 1 Ansauggitter aus Aluminium weiß lackiert mit Filter, Einbauöffnung 600 x 400 Außenmaß 632 x 432 mm COD. WB11161525
- 8 Rohrschellen



#### INTAKE GRILLE WITH FILTER

Installation hole 600 x 400 mm

Datasheet

CODE	DESCRIPTION	U.M.	Pieces per box
11171734	KIT RAPID 4 ZONE (COUPLING Ø 200 mm)	PSC	1



### THE KIT CONSISTS OF


- 5 white painted aluminium delivery grilles, installation hole 300 x 200 mm, outer size 332 x 232 mm COD. WB11161515
- 5 isolated plenums with rear coupling for grille (332 x 232) cod. PWD100007
- 2 double-wall aluminium flexible pipes Ø 203 mm 10 m COD. 11152204
- 1 white aluminium intake grille with filter installation hole 1000 x 500 mm, external measurement 632 x 432 mm COD. WB11161525
- 10 hose clamps

### LE KIT SE COMPOSE DE

- 5 grilles d'alimentation en aluminium peint blanc, trou d'installation 300 x 200 mm, dimension extérieure 332 x 232 mm CODE WB11161515
- 5 plenums isolés avec raccordement arrière pour buse (332 x 232) CODE PWD100007
- 2 tuyaux flexibles double paroi en aluminium Ø 203 mm 10 m code 11152204
- 1 grille de récupération en aluminium blanc avec filtre à trou d'installation 1000 x 500 mm, taille extérieure 632 x 432 mm code WB11161525
- 10 colliers de serrage

### DER BAUSATZ BESTEHT AUS

- 5 Zufuhrluftgitter weiß lackiertes Aluminium, Einbauöffnung 300 x 200 mm, Außenmaß 332 x 232 mm COD. WB11161515
- 5 gedämmte Plenums mit hinterem Anschluss für die Luftgitter (332 x 232) COD. PWD100007
- 2 Schläuche doppelwandig, aus Aluminium Ø 203 mm 10 m COD. 11152204
- 1 Ansauggitter aus Aluminium weiß lackiert mit Filter, Einbauöffnung 1000 x 500 Außenmaß 632 x 432 mm COD. WB11161525
- 10 Rohrschellen



#### INTAKE GRILLE WITH FILTER

Installation hole 1000 x 500 mm

Datasheet

CODE	DESCRIPTION	U.M.	Pieces per box
11171735	KIT RAPID 5 ZONE (COUPLING Ø 200 mm)	PSC	1



E

5 ZONES

**THE KIT CONSISTS OF**

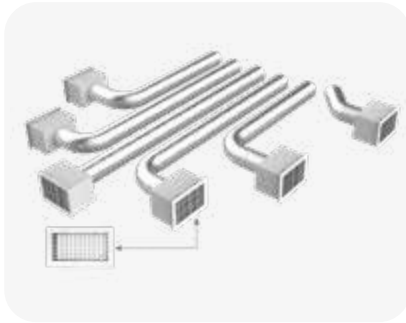
- 6 white painted aluminium delivery grilles, installation hole 300 x 200 mm, outer size 332 x 232 mm COD. WB11161515
- 6 isolated plenums with rear coupling for grille (332 x 232) cod. PWD100007
- 2 double-wall aluminium flexible pipes Ø 203 mm 10 m COD. 11152204
- 1 white aluminium intake grille with filter installation hole 1000 x 500 mm, external measurement 632 x 432 mm COD. WB11161525
- 12 hose clamps

**LE KIT SE COMPOSE DE**


- 6 grilles d'alimentation en aluminium peint blanc, trou d'installation 300 x 200 mm, dimension extérieure 332 x 232 mm CODE WB11161515
- 6 plénums isolés avec raccord arrière pour buse (332 x 232) CODE PWD100007
- 2 tuyaux flexibles double paroi en aluminium Ø 203 mm 10 m code 11152204
- 1 grille de récupération en aluminium blanc avec filtre à trou d'installation 1000 x 500 mm, taille extérieure 632 x 432 mm code WB11161525
- 12 colliers de serrage

**DER BAUSATZ BESTEHT AUS**

- 6 Zufuhrluftgitter weiß lackiertes Aluminium, Einbauöffnung 300 x 200 mm, Außenmaß 332 x 232 mm COD. WB11161515
- 6 gedämmte Plenums mit hinterem Anschluss für die Luftgitter (332 x 232) COD. PWD100007
- 2 Schläuche doppelwandig, aus Aluminium Ø 203 mm 10 m COD. 11152204
- 1 Ansauggitter aus Aluminium weiß lackiert mit Filter, Einbauöffnung 1000 x 500 Außenmaß 632 x 432 mm COD. WB11161525
- 12 Rohrschellen

**INTAKE GRILLE WITH FILTER**

Installation hole 1000 x 500 mm

CODE	DESCRIPTION	U.M.	 Pieces per box
11171736	KIT RAPID 6 ZONE (COUPLING Ø 200 mm)	PSC	1

Datasheet



## FOR PROAIR PACK

With Ø150 connections and 15° inclined flap nozzles

A

2 ZONES

**THE KIT CONSISTS OF**

- 2 white painted aluminium delivery grilles with 15° tilted fixed flap frame - installation hole 300 x 150 mm outer size 335 x 185 mm COD. PWC100010
- 2 insulated plenums with rear coupling for grille (332 x 132) COD. PWD100005
- 1 double-wall aluminium flexible hose Ø 152 mm 10 m COD. 11152152
- 1 white aluminium intake grille with filter installation hole 600 x 400 mm, external measurement 632 x 432 mm COD. WB11161525

**LE KIT SE COMPOSE DE**

- 2 grilles d'alimentation en aluminium peint en blanc avec cadre à ailettes fixes inclinées à 15° - trou d'installation 300 x 150 mm, taille extérieure 335 x 185 mm CODE PWC100010
- 2 plénums isolés avec raccordement arrière pour buse (332 x 132) code PWD100005
- 1 tuyau flexible en aluminium double paroi Ø 152 mm de 10 m CODE 11152152
- 1 grille de récupération en aluminium blanc avec filtre à trou d'installation 600 x 400 mm, taille extérieure 632 x 432 mm code WB11161525

**DER BAUSATZ BESTEHT AUS**

- 2 lineare Luftgittern aus weiß lackiertem Aluminium mit 15° schräg stehenden festen Klappen - Einbauöffnung 300 x 150 mm Außenmaß 335 x 185 mm COD. PWC100010
- 2 gedämmte Plenums mit hinterem Anschluss für Luftgitter (332 x 132) COD. PWD100005
- 1x 10 m Ø 152 mm Aluminium-Doppelwandschlauch CSB. 11152152
- 1 Ansauggitter aus Aluminium weiß lackiert mit Filter, Einbauöffnung 600 x 400 Außenmaß 632 x 432 mm COD. WB11161525

**INTAKE GRILLE WITH FILTER**

Installation hole 600 x 400 mm

CODE	DESCRIPTION	U.M.	 Pieces per box
GAC500004	KIT RAPID 2 ZONE (COUPLING Ø 150 mm)	PSC	1

Datasheet





B

## 3 ZONES

 **THE KIT CONSISTS OF**


- 3 white painted aluminium linear grilles with 15° tilted fixed flap frame - installation hole 300 x 150 mm outer size 335 x 185 mm COD. PWC100010
- 3 insulated plenums with rear coupling for grille (332 x 132) COD. PWD100005
- 1 double-wall aluminium flexible hose Ø 152 mm 10 m COD. 11152152
- 1 white aluminium intake grille with filter installation hole 600 x 400 mm, external measurement 632 x 432 mm COD. WB11161525
- 6 hose clamps

 **LE KIT SE COMPOSE DE**

- 3 grilles linéaires en aluminium peint en blanc avec cadre à ailettes fixes inclinées à 15° - trou d'installation 300 x 150 mm, taille extérieure 335 x 185 mm CODE PWC100010
- 3 plénums isolés avec raccordement arrière pour buse (332 x 132) CODE PWD100005
- 1 tuyau flexible en aluminium double paroi Ø 152 mm de 10 m CODE 11152152
- 1 grille de récupération en aluminium blanc avec filtre à trou d'installation 600 x 400 mm, taille extérieure 632 x 432 mm code WB11161525
- 6 colliers de serrage

 **DER BAUSATZ BESTEHT AUS**

- 3 lineare Luftgittern aus weiß lackiertem Aluminium mit 15° schräg stehenden festen Klappen - Einbauöffnung 300 x 150 mm Außenmaß 335 x 185 mm COD. PWC100010
- 3 gedämmte Plenums mit hinterem Anschluss für die Luftgitter (332 x 132) COD. PWD100005
- 1x 10 m Ø 152 mm Aluminium-Doppelwandschlauch CSB. 11152152
- 1 Ansauggitter aus Aluminium weiß lackiert mit Filter, Einbauöffnung 600 x 400 Außenmaß 632 x 432 mm COD. WB11161525
- 6 Rohrschellen


**INTAKE GRILLE WITH FILTER**  
 Installation hole 600 x 400 mm

CODE	DESCRIPTION	U.M.	 Pieces per box
GAC500005	KIT RAPID 3 ZONE (COUPLING Ø 150 mm)	PSC	1

Datasheet



C

## 4 ZONES

 **THE KIT CONSISTS OF**


- 4 white painted aluminium linear grilles with 15° tilted fixed flap frame - installation hole 300 x 150 mm outer size 335 x 185 mm COD. PWC100010
- 4 insulated plenums with rear coupling for grille (332 x 132) COD. PWD100005
- 1 double-wall aluminium flexible hose Ø 152 mm 10 m COD. 11152152
- 1 white aluminium intake grille with filter installation hole 600 x 400 mm, external measurement 632 x 432 mm COD. WB11161525
- 8 hose clamps

 **LE KIT SE COMPOSE DE**

- 4 grilles linéaires en aluminium peint blanc avec cadre à ailettes fixes inclinées à 15° - trou d'installation 300 x 150 mm, taille extérieure 335 x 185 mm CODE PWC100010
- 4 plénums isolés avec connexion arrière pour buse (332 x 132) CODE PWD100005
- 1 tuyau flexible en aluminium double paroi Ø 152 mm de 10 m CODE 11152152
- 1 grille de récupération en aluminium blanc avec filtre à trou d'installation 600 x 400 mm, taille extérieure 632 x 432 mm code WB11161525
- 8 Colliers de serrage

 **DER BAUSATZ BESTEHT AUS**

- 4 lineare Luftgittern aus weiß lackiertem Aluminium mit 15° schräg stehenden festen Klappen - Einbauöffnung 300 x 150 mm Außenmaß 335 x 185 mm COD. PWC100010
- 4 gedämmte Plenums mit hinterem Anschluss für die Luftgitter (332 x 132) COD. PWD100005
- 1x 10 m Ø 152 mm Aluminium-Doppelwandschlauch CSB. 11152152
- 1 Ansauggitter aus Aluminium weiß lackiert mit Filter, Einbauöffnung 600 x 400 Außenmaß 632 x 432 mm COD. WB11161525
- 8 Rohrschellen


**INTAKE GRILLE WITH FILTER**  
 Installation hole 600 x 400 mm

CODE	DESCRIPTION	U.M.	 Pieces per box
GAC500006	KIT RAPID 4 ZONE (COUPLING Ø 150 mm)	PSC	1

Datasheet



D

## 5 ZONES

**THE KIT CONSISTS OF**


- 5 white painted aluminium linear grilles with 15° tilted fixed flap frame - installation hole 300 x 150 mm outer size 335 x 185 mm COD. PWC100010
- 5 isolated plenums with rear coupling for grille (332 x 132) cod. PWD100005
- 2 double-wall aluminium flexible pipes Ø 152 mm 10 m COD. 11152152
- 1 white aluminium intake grille with filter installation hole 1000 x 500 mm, external measurement 632 x 432 mm COD. WB11161525
- 10 hose clamps

**LE KIT SE COMPOSE DE**


- 5 grilles linéaires en aluminium peint en blanc avec cadre à ailettes fixes inclinées à 15° - trou d'installation 300 x 150 mm, taille extérieure 335 x 185 mm CODE PWC100010
- 5 plénums isolés avec raccordement arrière pour buse (332 x 132) CODE PWD100005
- 2 tuyaux flexibles double paroi en aluminium Ø 152 mm 10 m code 11152152
- 1 grille de récupération en aluminium blanc avec filtre à trou d'installation 1000 x 500 mm, taille extérieure 632 x 432 mm code WB11161525
- 10 colliers de serrage

**DER BAUSATZ BESTEHT AUS**

- 5 lineare Luftgitter aus weiß lackiertem Aluminium mit 15° schräg stehenden festen Klappen - Einbauöffnung 300 x 150 mm Außenmaß 335 x 185 mm COD. PWC100010
- 5 gedämmte Plenums mit hinterem Anschluss für die Luftgitter (332 x 132) COD. PWD100005
- 2 Schläuche doppelwandig, aus Aluminium Ø 152 mm 10 m COD. 11152152
- 1 Ansauggitter aus Aluminium weiß lackiert mit Filter, Einbauöffnung 1000 x 500 Außenmaß 632 x 432 mm COD. WB11161525
- 10 Rohrschellen

**INTAKE GRILLE WITH FILTER**

Installation hole 1000 x 500 mm

CODE	DESCRIPTION	U.M.	 Pieces per box
GAC500007	KIT RAPID 5 ZONE (COUPLING Ø 150 mm)	PSC	1

Datasheet



E

## 6 ZONES

**THE KIT CONSISTS OF**

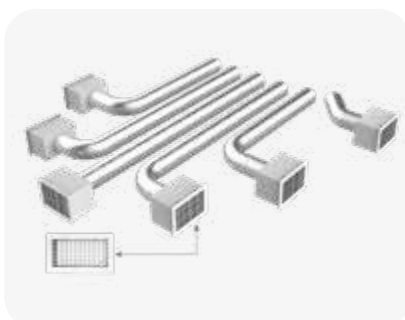
- 6 white painted aluminium linear grilles with 15° tilted fixed flap frame - installation hole 300 x 150 mm outer size 335 x 185 mm COD. PWC100010
- 6 isolated plenums with rear coupling for grille (332 x 132) cod. PWD100005
- 2 double-wall aluminium flexible pipes Ø 152 mm 10 m COD. 11152152
- 1 white aluminium intake grille with filter installation hole 1000 x 500 mm, external measurement 632 x 432 mm COD. WB11161525
- 12 hose clamps

**LE KIT SE COMPOSE DE**

- 6 grilles linéaires en aluminium peint en blanc avec cadre à ailettes fixes inclinées à 15° - trou d'installation 300 x 150 mm, taille extérieure 335 x 185 mm CODE PWC100010
- 6 plénums isolés avec raccord arrière pour buse (332 x 132) CODE PWD100005
- 2 tuyaux flexibles double paroi en aluminium Ø 152 mm 10 m code 11152152
- 1 grille de récupération en aluminium blanc avec filtre à trou d'installation 1000 x 500 mm, taille extérieure 632 x 432 mm code WB11161525
- 12 colliers de serrage

**DER BAUSATZ BESTEHT AUS**

- 6 lineare Luftgitter aus weiß lackiertem Aluminium mit 15° schräg stehenden festen Klappen - Einbauöffnung 300 x 150 mm Außenmaß 335 x 185 mm COD. PWC100010
- 6 gedämmte Plenums mit hinterem Anschluss für die Luftgitter (332 x 132) COD. PWD100005
- 2 Schläuche doppelwandig, aus Aluminium Ø 152 mm 10 m COD. 11152152
- 1 Ansauggitter aus Aluminium weiß lackiert mit Filter, Einbauöffnung 1000 x 500 Außenmaß 632 x 432 mm COD. WB11161525
- 12 Rohrschellen

**INTAKE GRILLE WITH FILTER**

Installation hole 1000 x 500 mm

CODE	DESCRIPTION	U.M.	 Pieces per box
GAC500008	KIT RAPID 6 ZONE (COUPLING Ø 150 mm)	PSC	1

Datasheet





**NEW**

## RAPID KIT WITH LINEAR DIFFUSERS AVAILABLE ON REQUEST

The **new Tecnosystemi linear diffusers** are an innovative solution for residential and commercial air management. Designed to ensure a silent, uniform air flow, these diffusers blend perfectly into any space with their **minimal, modern design**. They offer high performance, **improving the efficiency** of the ventilation system and guaranteeing

**excellent comfort** in any room. Versatile and **easy to install**, they are ideal for spaces of different sizes and uses, while the advanced technology ensures precise air flow control, minimising heat dispersion and **improving energy efficiency**.

### PVC PLASTIC

LINEAR DELIVERY DIFFUSERS IN ANTI-CONDENSATE PVC PLASTIC WITH DAMPER 1-2-3-4 SLOTS page 63\*  
page 65\*  
page 67\*  
page 69\*

LINEAR DELIVERY DIFFUSERS IN ANTI-CONDENSANTE PVC PLASTIC WITH DAMPER AND CENTRAL BAFFLE 1-2-3-4 SLOTS pag.72\*  
page 74\*  
page 76\*  
page 78\*

LINEAR INTAKE DIFFUSERS IN ANTI-CONDENSATE PVC PLASTIC 1-2-3-4 SLOTS page 81\*  
page 83\*  
page 85\*  
page 87\*

LINEAR RETRACTING DELIVERY AND INTAKE DIFFUSERS IN ANTI-CONDENSATE PVC PLASTIC WITH INSULATED PLENUM page 92\*  
page 96\*  
page 100\*  
page 106\*

### ALUMINIUM

LINEAR DELIVERY DIFFUSERS IN ALUMINIUM WITH DAMPER 1-2-3-4 SLOTS page 64\*  
page 66\*  
page 68\*  
page 70\*

LINEAR DELIVERY DIFFUSERS IN ALUMINIUM WITH DAMPER AND CENTRAL DEFLECTOR 1-2-3-4 SLOTS page 73\*  
page 75\*  
page 77\*  
page 79\*

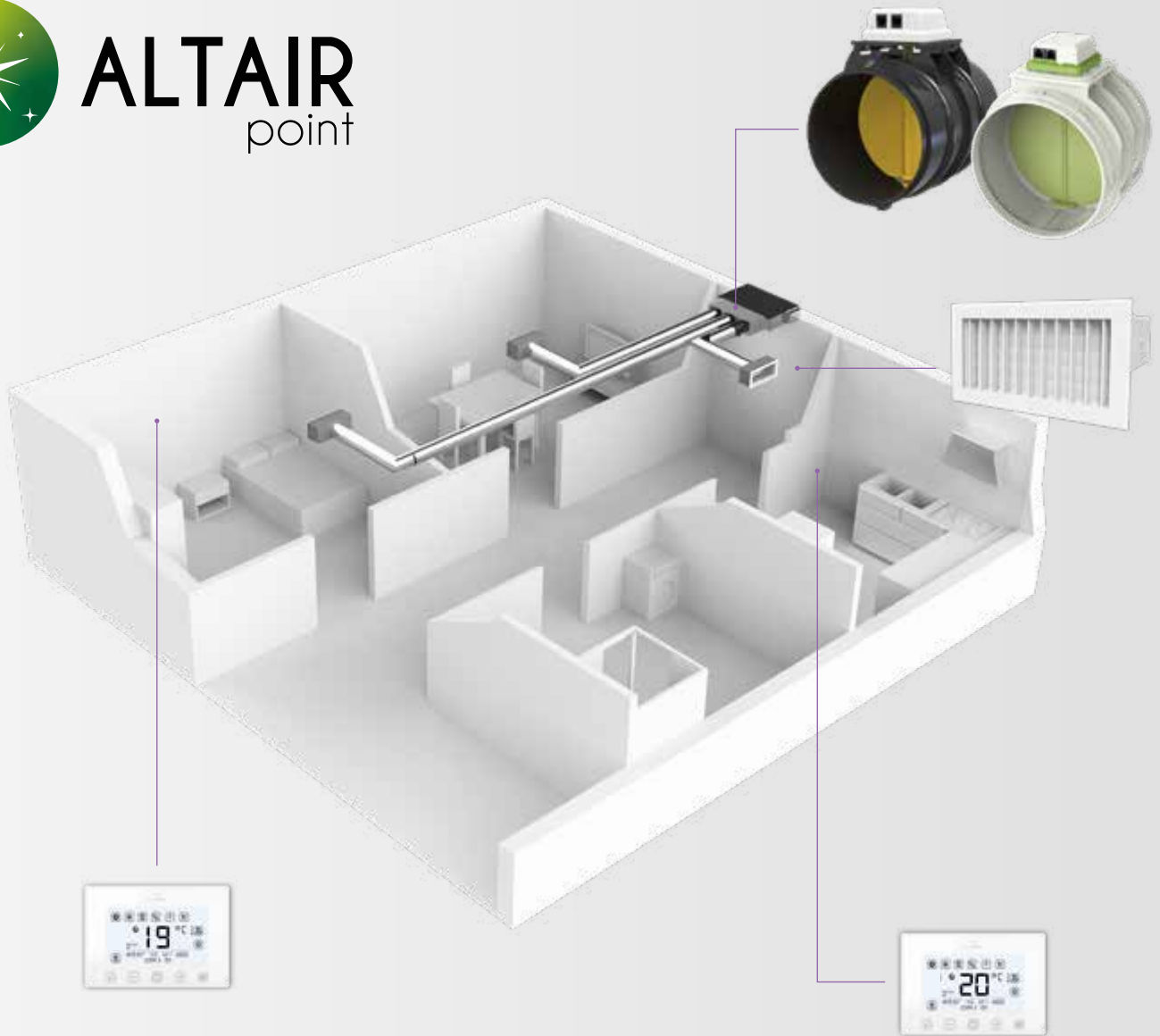
LINEAR INTAKE DIFFUSERS IN ALUMINIUM 1-2-3-4 SLOTS page 82\*  
page 84\*  
page 86\*  
page 88\*

LINEAR RETRACTING DELIVERY AND INTAKE DIFFUSERS IN ALUMINIUM WITH INSULATED PLENUM page 94\*  
page 98\*  
page 103\*  
page 109\*

\*See Project Wind catalogue



# ALTAIR point



## TIMELY TEMPERATURE CONTROL WITH MOTORIZED DAMPER OR GRILLE

The ALTAIR POINT systems allow controlling the temperature in the room without any interaction with the ducted machine or the by-pass system: this is a point-to-point system, which connects a chrono-thermostat to one or more motorized dampers or grilles (up to 10). This solution, that can be implemented in a classic ducted system, allows the customer to control part of these areas by means of an automation.

The installation of a built-in chrono-thermostat from the ALTAIR POINT STEALTH 3X series and of a motorized damper or grille in each of the affected areas will meet the needs of the customer.



## GESTION PONCTUELLE DE LA TEMPÉRATURE AVEC REGISTRE OU GRILLE MOTORISÉ

Le système ALTAIR POINT permet de contrôler la température ambiante sans interagir ni avec la machine canalisée ni avec le by-pass : c'est un système point à point, c'est-à-dire directement entre un thermostat programmable et une ou plusieurs fermetures ou grilles motorisées (max 10). Cette solution, applicable à un système canalisé classique, offre au client la possibilité de contrôler une partie de ces zones au moyen d'une automatisation.

L'installation d'un thermostat programmable de la série ALTAIR POINT STEALTH 3X encastré et d'une fermeture ou grille motorisée dans chacune des zones concernées satisfiera la demande du client.



## ZEITNAHEN STEUERUNG DER TEMPERATUR MIT MOTORISIERTER KLASPE

Das ALTAIR POINT-System ermöglicht die Regelung der Raumtemperatur ohne Interaktion mit dem kanalisiertem Gerät oder dem Bypass: Es ist ein Punkt-zu-Punkt-System, d. h. direkt zwischen einem Chrono-Thermostat und einem oder mehreren motorisierten Schiebern oder Lüftungsöffnungen (max 10). Diese Lösung, die auf ein klassisches Kanalsystem anwendbar ist, bietet dem Kunden die Möglichkeit, einen Teil dieser Bereiche mittels einer Automatisierung zu steuern.

Die Installation eines eingebauten Chrono-Thermostats der Serie ALTAIR POINT STEALTH 3X und eines motorisierten Schiebers oder Entlüftung in jedem der betroffenen Bereiche wird dem Wunsch des Kunden gerecht.

## INSTALLATION EXAMPLE



1 Altair Point motorised circular damper kit



1 Altair Point motorised delivery grille kit



2 Stealth 3X Altair Point

# STEALTH 3X AND ALTAIR POINT



## BUILT-IN WIRED PROGRAMMABLE CHRONOTHERMOSTAT WITH TOUCH STEALTH 3X

### TECHNICAL SPECIFICATIONS

- Dimensions W 138 x H 95 x D 40 mm
- Protrusion from flush wall 15 mm
- Built-in mounted on E503 type boxes by means of adapter, screws and fixing plugs supplied
- Power supply and data transmission: 8-pin RJ45 type

**THE BUILT-IN POWER SUPPLY IS AVAILABLE ON REQUEST**

## CHRONOTHERMOSTAT ENCASTRÉ CÂBLE TACTILE STEALTH 3X

### CARACTÉRISTIQUES TECHNIQUES

- Dimensions L 138 x H 95 x P 40 mm
- Protubérance à partir du bord du mur 15 mm
- Fixation intégré sur les boîtes de type E503 au moyen d'un adaptateur, de vis et de chevilles fournies

**L'ALIMENTATION INTÉGRÉE EST DISPONIBLE SUR DEMANDE**

## EINBAU-CHRONOTHERMOSTAT VERKABELT MIT TOUCHDISPLAY STEALTH 3X

### TECHNISCHE EIGENSCHAFTEN

- Abmessungen B 138 x H 95 x T 40 mm
- Überstand von der Wandkante 15 mm
- Unterputzmontage an Schaltschränken Typ E503 mittels Adapter, Schrauben und Dübel im Lieferumfang enthalten



**EINBAU-STROMVERSORGUNG AUF ANFRAGE ERHÄLTICH**



Video



Datasheet

CODE	DESCRIPTION	U.M.	 Pieces per box	
11181454	LUMIX WHITE, BUILT-IN, CABLED, PROGRAMMABLE THERMOSTAT - "STEALTH 3X - POINT"	PSC	1	



**MOTORISED CIRCULAR DAMPER KIT**

**TECHNICAL SPECIFICATIONS**

The motorised circular damper is powered directly by the cable-programmable thermostat and controls the throttle adjustment in one of the 4 possible positions: 0%, 33%, 66% and 100%, both in automatic and ON / OFF management.

Made of plastic material, it guarantees thermal insulation between the inner and outer surface avoiding condensation phenomena during summer operation.

**MADE OF ANTI-CONDENSATION ABS**

**KIT FERMETURE CIRCULAIRE MOTORISÉE**

**CARACTÉRISTIQUES TECHNIQUES**

Le registre circulaire motorisé est alimenté directement par le **chronothermostat** et le câble, il commande le réglage du papillon dans l'une des 4 positions possibles : 0%, 33%, 66% et 100%, à la fois en gestion automatique que ON/OFF.

Fabriquée en matière plastique, elle **garantit une isolation thermique entre la surface intérieure et la surface extérieure en évitant les phénomènes de condensation pendant le fonctionnement d'été.**

**FABRIQUÉ EN ABS ANTI-CONDENSATION**

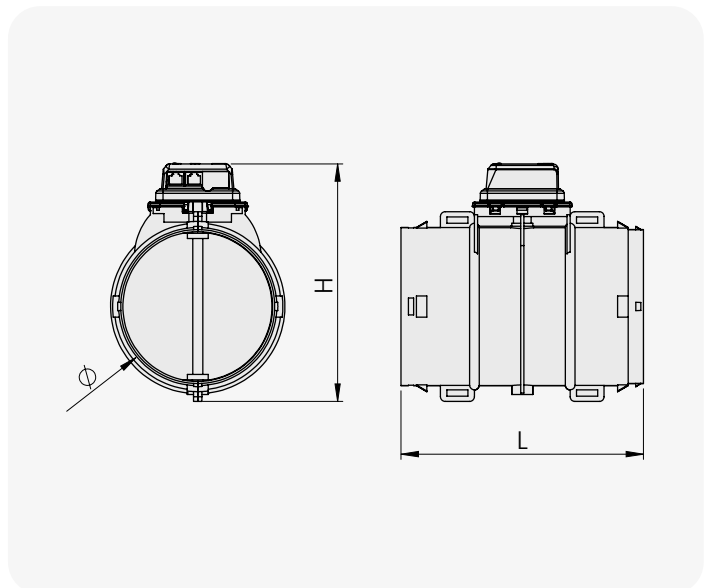
**MOTORISIERTE RUNDE Klappe**

**TECHNISCHE EIGENSCHAFTEN**

Die motorisierte Kreisklappe wird direkt vom kabelprogrammierbaren **Thermostat angetrieben und steuert die Drosselklappenverstellung in einer der 4 möglichen Positionen: 0%, 33%, 66% und 100%**, sowohl im automatischen als auch im ON /OFF-Verwaltung.

Es besteht aus Kunststoff und gewährleistet eine thermische Isolierung zwischen Innen- und Außenfläche, wodurch **Kondensatbildung im Sommerbetrieb vermieden werden.**


**AUS ANTIKONDENSATIONS-ABS**



**FOR FIXING COLLAR PAGE 17-18**

**ATTENTION!**

- The dampers of the "ALTAIR POINT SYSTEM" only work with built-in "STEALTH 3X" cab touch screen programmable thermostats for altair point (see page 103)
- Use always the 8-wire telephone cable with plug RJ45 6 mt supplied in the kit. Regarding connection cable refer to page 22 of the catalogue Galaxy. Do not use any lan cables.

CODE	Ø COUPLING A	H	LENGHT	MAX AIR FLOW	U.M.	 Pieces per box
	[mm]		[mm]	[m³/h]		
11181551	100	230	360	152	PSC	1
*11181556	150	230	230	388	PSC	1
*11181561	200	280	250	678	PSC	1
11181566	250	330	280	1060	PSC	1
11181571	300	380	350	1526	PSC	1



**WHITE MOTORISED DELIVERY  
GRILLE KIT INCLUDING  
GASKET**

**TECHNICAL SPECIFICATIONS**

The motorised rectangular grille is powered directly by the cable programmable thermostat and controls the adjustment of the horizontal flaps in one of the 4 possible positions: 0%, 33%, 66% and 100%, both in automatic and ON / OFF management.

The soft rubber gasket on each flap ensures maximum air tightness when the air passes with the grille closed, avoiding whistling or noise.

**KIT GRILLE DE DISTRIBUTION  
MOTRISÉE BLANCHE AVEC  
JOINT**

**CARACTÉRISTIQUES TECHNIQUES**

La grille rectangulaire motorisée est alimentée directement par le thermostat programmable par câble et commande le réglage des ailettes horizontales dans l'une des 4 positions possibles : 0%, 33%, 66% et 100%, à la fois en gestion automatique que ON/OFF.

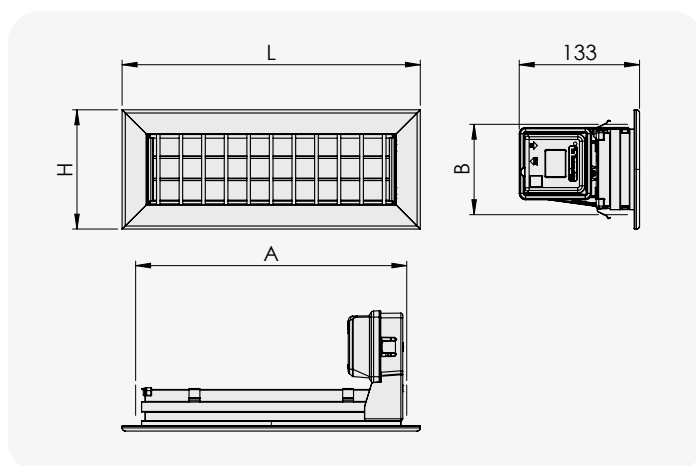
Le joint en caoutchouc souple sur chaque ailette assure une étanchéité maximale à l'air lorsque l'air passe avec la grille fermée, évitant ainsi le sifflement ou le bruit.

**WEISSES MOTORISIERTES  
ABGABEDÜSENSET MIT  
DICHTUNG**

**TECHNISCHE EIGENSCHAFTEN**

Die motorisierte rechteckige Düse wird direkt vom kabelprogrammierbaren Thermostat angetrieben und steuert die Einstellung der horizontalen Lamellen in einer der 4 möglichen Positionen: 0%, 33%, 66% und 100%, sowohl im automatischen als auch im ON / OFF-Verwaltung.

Die weiche Gummidichtung an jede Lamelle sorgt für maximale Luftdichtigkeit, wenn die Luft bei geschlossener Düse passiert, um Pfeifen oder Lärm zu vermeiden.



FOR FIXING COLLAR PAGE 17-18

**ATTENTION!**

- The dampers of the "ALTAIR POINT SYSTEM" only work with built-in "STEALTH 3X" cab touch screen programmable thermostats for altair point (see page 103)
  - Use always the 8-wire telephone cable with plug RJ45 6 mt supplied in the kit. Regarding connection cable refer to page 22 of the catalogue Galaxy.
- Do not use any lan cables.

CODE	A [mm]	B [mm]	L [mm]	H [mm]	MAX AIR FLOW	SPEED	U.M.	Pieces per box
					[m³/h]	[m/s]		
11181683	300	100	332	132	400	6,9	PSC	1
11181685	300	150	332	182	500	5,8	PSC	1
11181687	300	200	332	232	900	6,2	PSC	1
11181689	400	100	432	132	500	5,8	PSC	1
11181691	400	150	432	182	900	6,2	PSC	1
11181693	400	200	432	232	1200	6,8	PSC	1
11181695	500	100	532	132	700	6,2	PSC	1
11181697	500	150	532	182	1200	6,8	PSC	1

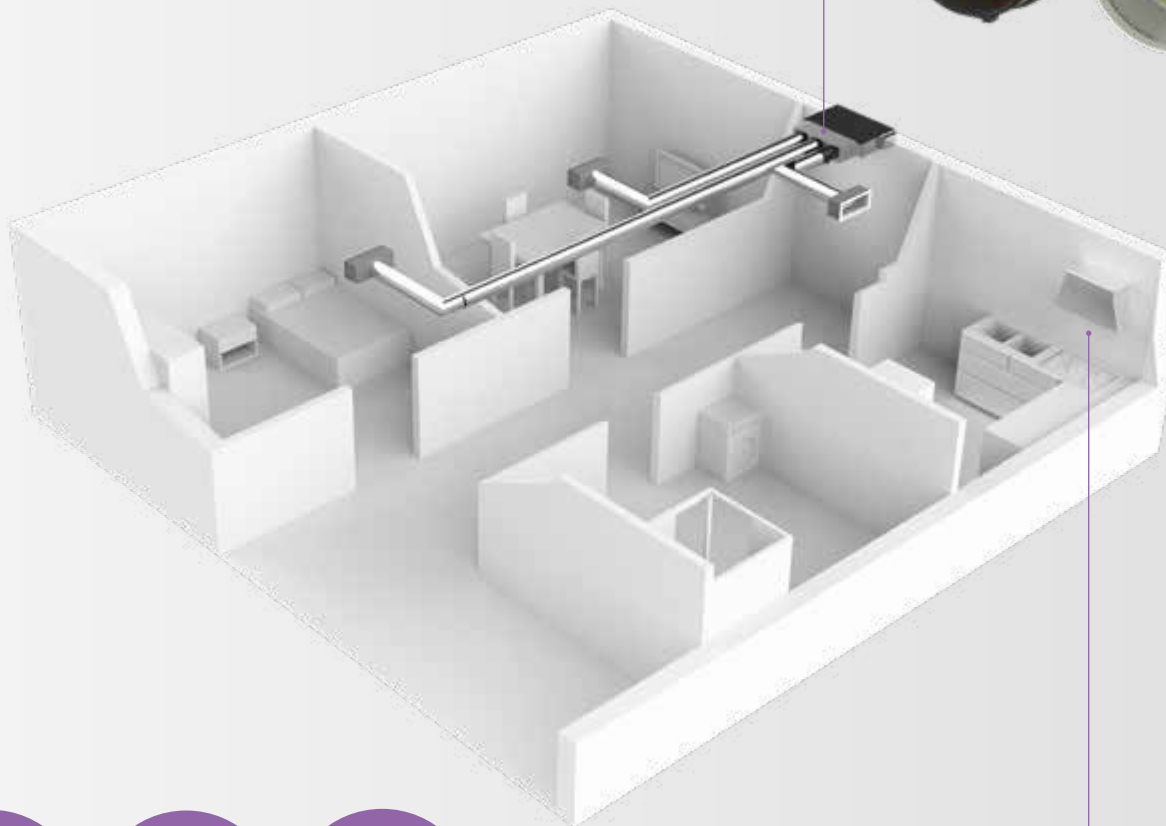
Datasheet







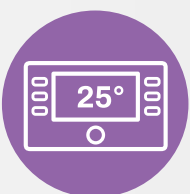
**SIRIO** 2.0  
point



IT WORKS WITH



AUTOMATION  
SYSTEMS



### **MOTORIZED BUTTERFLY DAMPER FOR POINT SYSTEM**

The SIRIO 2.0 POINT SYSTEM allows the management of the temperature or air flow for each room, without the aid of any control unit or a particular command.

The motorised circular damper integrates perfectly with new and existing ducted systems in which it is necessary to manage only part of the ducted system: this solution does not require the installation of any system that manages the switching on/off of the internal unit or the movement of the motorised bypass. It therefore allows management of the air flow in the individual rooms without the aid of an electronic control unit for operation. It is equipped with auxiliary on/off input and output contacts. It can be controlled by thermostats, on/off switches or integration with home automation system by means of open contact.

### **FERMETURE CIRCULAIRE MOTRISÉE À PAPILLON POUR SYSTÈME PONCTUEL**

Le SYSTÈME SIRIO 2.0 POINT permet la gestion de la température ou du débit d'air par pièce, sans l'aide d'une unité de commande ou d'une commande particulière.

La fermeture circulaire motorisée s'intègre parfaitement aux systèmes de goulottes neufs et existants dans lesquels on ne souhaite gérer qu'une partie du système de goulottes : cette solution ne nécessite l'installation d'aucun système qui gère la mise en marche/arrêt de l'unité intérieure ou le mouvement de la dérivation motorisée. Permet ainsi la gestion du flux d'air dans chaque pièce sans l'aide d'une unité électronique de commande pour le fonctionnement. Il est doté de contacts auxiliaires de type on/off en entrée et sortie. peut être commandé par des thermostats, des interrupteurs marche/arrêt ou l'intégration avec le système domotique au moyen d'un contact propre.

### **MOTORISIERTE KREISKLAPPE FÜR POINT SYSTEM**

Das SYSTEM SIRIO 2.0 POINT ermöglicht die Steuerung der Temperatur oder des Luftstroms pro Raum, ohne die Hilfe eines Steuergeräts oder eines bestimmten Befehls.

Der motorisierte Kreisklappen lässt sich perfekt in neue und bestehende Leitungssysteme integrieren, in denen Sie nur einen Teil des Leitungssystems verwalten möchten: diese Lösung erfordert keine Installation eines Systems, welches das Ein-/Ausschalten des Innengeräts oder die Bewegung des motorisierten Bypasses verwaltet. Sie ermöglicht somit die Steuerung des Luftstroms in den einzelnen Räumen ohne Zuhilfenahme einer elektronischen Steuereinheit für den Betrieb. Es ist mit Ein-/Aus-Hilfskontakten im Ein- und Ausgang ausgestattet. Es kann durch Thermostate, Ein-/Ausschalter oder die Integration mit dem Hausautomationssystem durch sauberen Kontakt gesteuert werden.

### INSTALLATION EXAMPLE



1 Sirio 2.0 Point motorised circular damper kit



1 on / off switch\*

## MOTORIZED BUTTERFLY DAMPER IN PLASTIC MATERIAL

### TECHNICAL SPECIFICATIONS

The "Sirio 2.0 Point" system allows the management of the temperature or air flow for each room, without the aid of any control unit or a particular command.

The motorised circular damper integrates perfectly with new and existing ducted systems in which it is necessary to manage only part of the ducted system: this solution does not require the installation of any system that manages the switching on/off of the internal unit or the movement of the motorised Bypass.

## FERMETURE CIRCULAIRE MOTORISÉE À PAPILLON EN PLASTIQUE POUR SYSTÈME PONCTUEL

### CARACTÉRISTIQUES TECHNIQUES

Le système « Sirio 2.0 Point » permet la gestion de la température ou du débit de l'air par pièce, sans aucune unité de contrôle ou commande particulière.

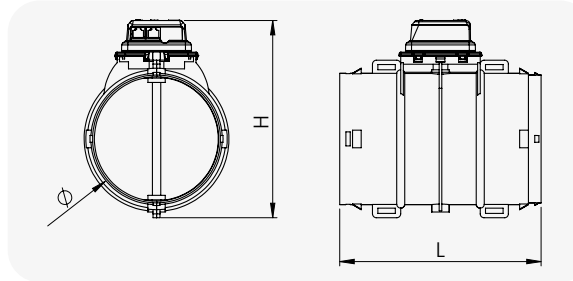
La fermeture circulaire motorisée s'intègre parfaitement aux systèmes de goulottes neufs et existants dans lesquels on ne souhaite gérer qu'une partie du système de goulottes : cette solution ne nécessite l'installation d'aucun système qui gère la mise en marche/arrêt de l'unité intérieure ou le mouvement de la dérivation motorisée.

## SIRIO 2.0 MOTORISIERTE KREISKLAPPE KUNSTSTOFF FÜR POINT SYSTEM

### TECHNISCHE EIGENSCHAFTEN

Das System "Sirio 0.10V" ermöglicht die Steuerung der Temperatur oder des Luftstroms pro Raum, ohne die Hilfe eines Steuergeräts oder eines bestimmten Befehls.

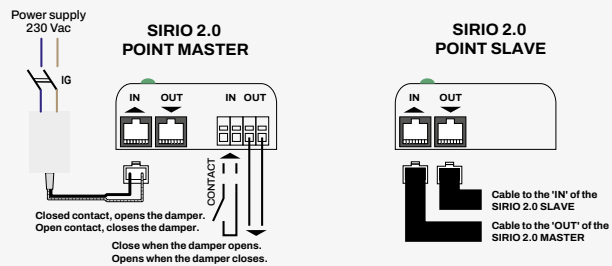
Der motorisierte Kreisklappen lässt sich perfekt in neue und bestehende Leitungssysteme integrieren, in denen Sie nur einen Teil des Leitungssystems verwalten möchten: Diese Lösung erfordert keine Installation eines Systems, welches das Ein- / Ausschalten des Innengeräts oder die Bewegung des motorisierten Bypasses verwaltet.



### ATTENTION!

Always provide the inspection hatch to access the dampers. For cable connections between "master" and "slave" dampers see page 22

### CONNECTION WIRING DIAGRAM



### EXAMPLE OF INSTALLATION WITH 2 DAMPERS



### EXAMPLE OF INSTALLATION WITH 4 DAMPERS



### BUILT-IN POWER SUPPLY

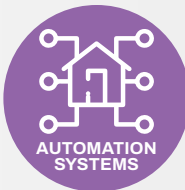
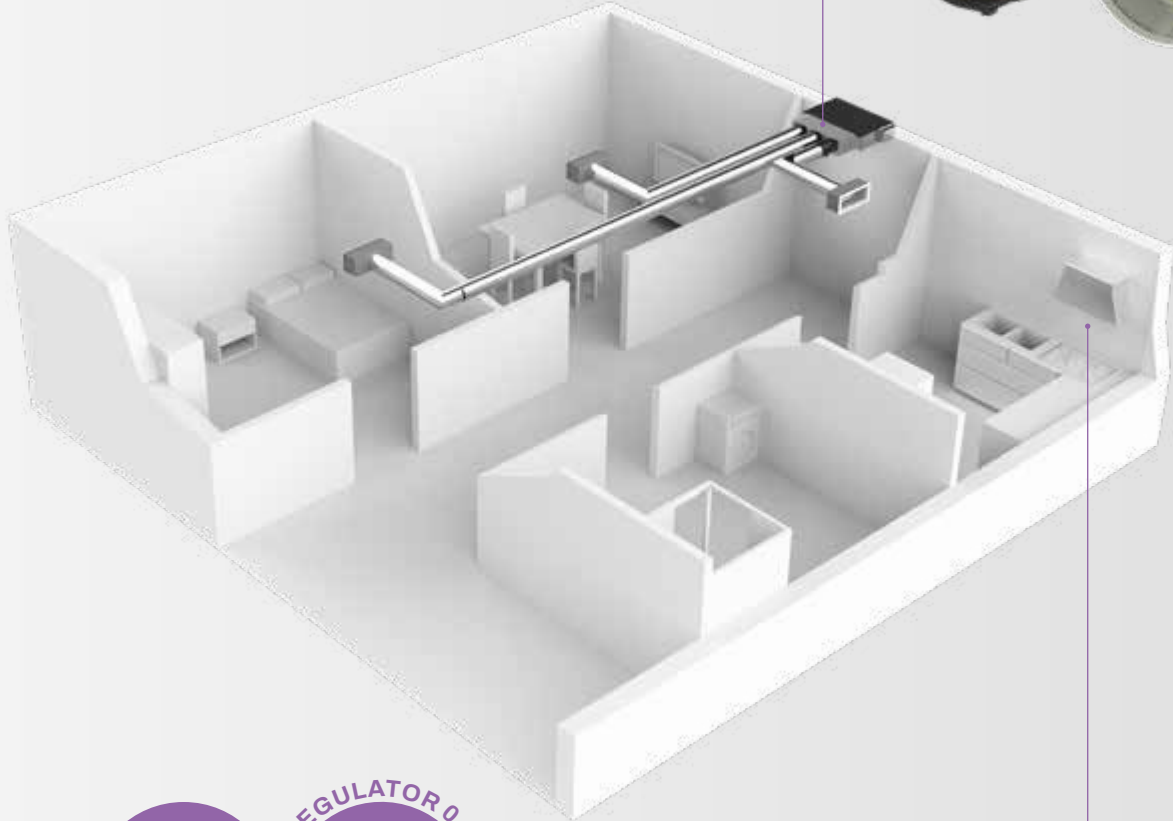


CODE	DESCRIPTION	DIMENSIONS			MAX AIR FLOW [m³/h]	U.M.	Pieces per box
		H [mm]	L [mm]	Ø [mm]			
GAD300001	ELECTRIC BUTTERFLY "SIRIO 2.0" - Ø 100 - MASTER	230	315	100	152	PSC	1
*GAD300002	ELECTRIC BUTTERFLY "SIRIO 2.0" - Ø 150 - MASTER	230	230	150	388	PSC	1
*GAD300003	ELECTRIC BUTTERFLY "SIRIO 2.0" - Ø 200 - MASTER	280	250	200	678	PSC	1
GAD300004	ELECTRIC BUTTERFLY "SIRIO 2.0" - Ø 250 - MASTER	330	280	250	106	PSC	1
GAD300005	ELECTRIC BUTTERFLY "SIRIO 2.0" - Ø 300 - MASTER	380	350	300	1526	PSC	1
GAD300007	ELECTRIC BUTTERFLY "SIRIO 2.0" - Ø 100 - SLAVE	230	315	100	152	PSC	1
*GAD300008	ELECTRIC BUTTERFLY "SIRIO 2.0" - Ø 150 - SLAVE	230	230	150	388	PSC	1
*GAD300009	ELECTRIC BUTTERFLY "SIRIO 2.0" - Ø 200 - SLAVE	280	250	200	678	PSC	1
GAD300010	ELECTRIC BUTTERFLY "SIRIO 2.0" - Ø 250 - SLAVE	330	280	250	1060	PSC	1
GAD300011	ELECTRIC BUTTERFLY "SIRIO 2.0" - Ø 300 - SLAVE	380	350	300	1526	PSC	1





# SIRIO 0.10V



IT WORKS WITH

## **MOTORIZED BUTTERFLY DAMPER FOR POINT SYSTEM**

The SIRIO 0.10V POINT damper allows the management of the temperature or air flow in each individual room, without the aid of any control unit.

The sirio 0.10v point motorised circular damper integrates perfectly with new and existing ducted systems in which only part of the ducted system is to be managed: this solution does not require the installation of any system that manages the switching on / off of the indoor unit or the movement of a motorised bypass. It allows the management of the air flow in the individual rooms by applying a 0-10v regulator (easily available on the market) to each single sirio 0.10v point damper present in the system: to manage the switching on and off of the ducted units, just use the on/off output auxiliary contacts.

## **FERMETURE CIRCULAIRE MOTRISÉE À PAPILLON POUR SYSTÈME PONCTUEL**

La fermeture SIRIO 0.10V POINT permet la gestion de la température ou du débit d'air d'une seule pièce, sans l'aide d'aucune centrale de commande.

La fermeture circulaire motorisée sirio 0.10v point s'intègre parfaitement dans les systèmes canalisés neufs et existants dans lesquels seule une partie du système canalisé doit être géré : cette solution ne nécessite l'installation d'aucun système gérant l'allumage/extinction de l'unité intérieure ou le mouvement d'un bypass motorisé. permet la gestion du débit d'air dans chaque pièce en appliquant un régulateur 0-10v (facilement disponible sur le marché) à chaque fermeture individuelle sirio 0.10v point présente dans le système : s'il est également destiné à gérer l'allumage et l'arrêt de l'unité canalisée, il suffira d'utiliser les contacts auxiliaires on/off en sortie.

## **MOTORSIERTE KREISKLAPPE FÜR POINT SYSTEM**

Der Schieber SIRIO 0.10V POINT ermöglicht die Steuerung der Temperatur oder des Luftdurchsatzes für einen einzelnen Raum ohne die Hilfe einer Steuereinheit.

Der motorisierte Rundschieber Sirio 0.10V Point lässt sich perfekt in neue und bestehende Kanalsysteme integrieren, in denen nur ein Teil des Kanalsystems verwaltet werden soll: diese Lösung erfordert keine Installation eines Systems, das das Ein- und Ausschalten des Innengeräts verwaltet oder die Bewegung eines motorisierten Bypasses. Sie ermöglicht die Steuerung des Luftstroms in den einzelnen Räumen durch Anlegen eines Reglers 0-10 V (im Handel erhältlich) und Anlegen an jeden einzelnen in der Anlage vorhandenen Schieber Sirio 0.10V Point: wenn er auch zum Ein- und Ausschalten der gemultiplexten Einheit vorgesehen ist, ist es ausreichend, die Ein/Aus-Hilfskontakte am Ausgang zu verwenden.

### INSTALLATION EXAMPLE



1 Sirio 0.10V motorised circular damper



1 Regulator 0.10V

## MOTORISED BUTTERFLY DAMPER IN PLASTIC MATERIAL

### TECHNICAL SPECIFICATIONS

- Anti-condensation ABS plastic
- Built-in power supply included
- OUT contact: ON/OFF (closed, butterfly valve open) (open, butterfly valve closed)
- Input: 0-10V (regulator not supplied and not listed in the catalogue)
- Removable, rotatable motor for easy maintenance
- Operating temperature 0°C A +70°C
- Available in 5Ø

## FERMETURE CIRCULAIRE MOTORISÉE À PAPILLON EN PLASTIQUE POUR SYSTÈME PONCTUEL

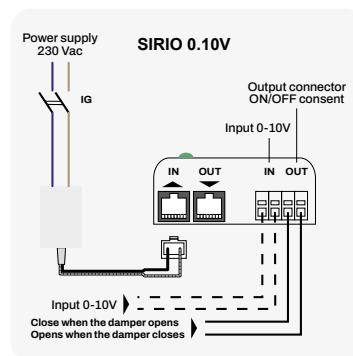
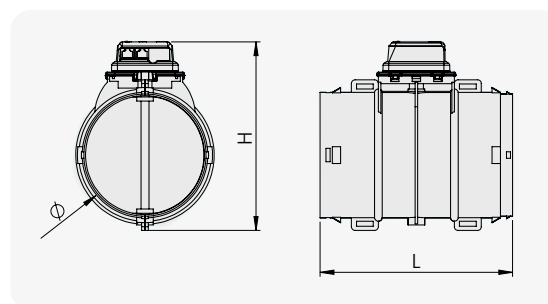
### CARACTÉRISTIQUES TECHNIQUES

- Plastique ABS anti-condensation
- Bloc d'alimentation intégré inclus
- Contact OUT : ON/OFF (fermé, papillon ouvert) (ouvert, papillon fermé)
- Entrée : 0-10V (régulateur non fourni et non disponible au catalogue)
- Moteur amovible et rotatif pour un entretien facile
- Température de fonctionnement 0°C A +70°C
- Disponible en 5Ø

## SIRIO 2.0 MOTORISIERTE KREISKLAPPE KUNSTSTOFF FÜR POINT SYSTEM

### TECHNISCHE EIGENSCHAFTEN

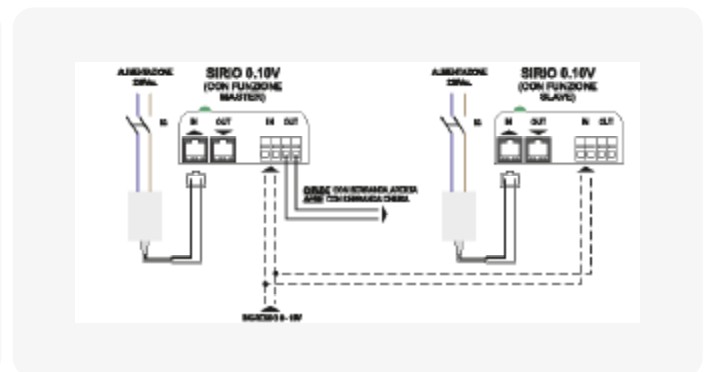
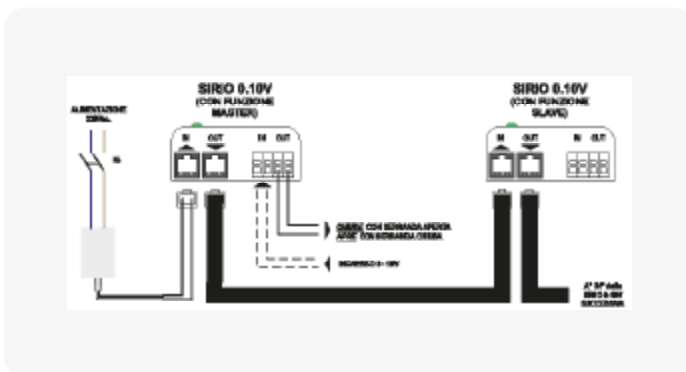
- Antikondensations-ABS-Kunststoff
- Integriertes Netzteil im Lieferumfang enthalten
- OUT-Kontakt: EIN / AUS (geschlossen, Drosselklappe offen) (offen, Drosselklappe geschlossen)
- Eingang: 0-10V (Regler nicht im Lieferumfang enthalten und nicht im Katalog verfügbar)
- Abnehmbarer und drehbarer Motor für einfache Wartung
- Betriebstemperatur 0°C bis +70°C
- Erhältlich in 5Ø



**FOR FIXING COLLAR PAGE 17-18**

### ATTENTION!

Always provide the inspection hatch to access the damper

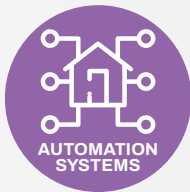
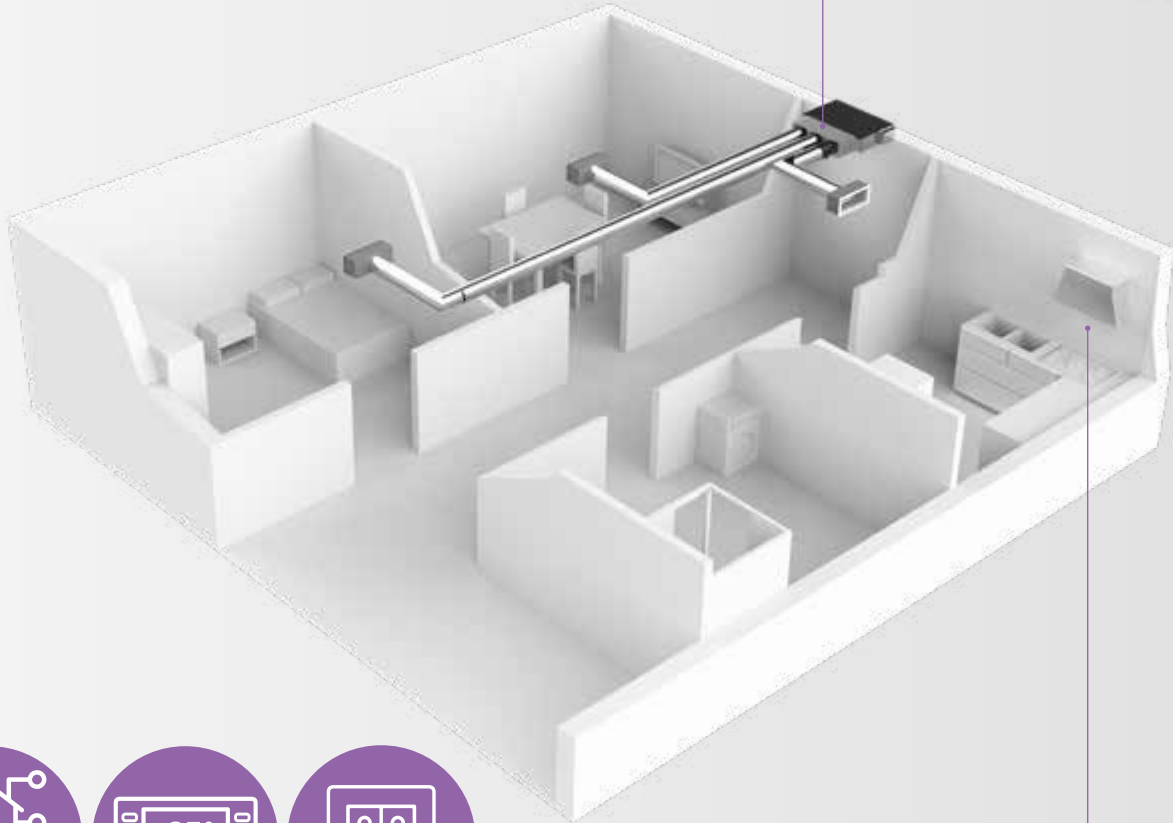


CODE	DESCRIPTION	DIMENSIONS			MAX AIR FLOW [m³/h]	U.M.	Pieces per box
		H [mm]	L [mm]	Ø [mm]			
GAD300014	MOTORISED CIRCULAR DAMPER SIRIO 0.10V - Ø100	230	315	100	152	PSC	1
GAD300015	MOTORISED CIRCULAR DAMPER SIRIO 0.10V - Ø150	230	230	150	388	PSC	1
GAD300016	MOTORISED CIRCULAR DAMPER SIRIO 0.10V - Ø200	280	250	200	678	PSC	1
GAD300017	MOTORISED CIRCULAR DAMPER SIRIO 0.10V - Ø250	330	280	250	1060	PSC	1
GAD300018	MOTORISED CIRCULAR DAMPER SIRIO 0.10V - Ø300	380	350	300	1526	PSC	1





# SIRIO 2.0 pack point



IT WORKS WITH

## PLENUM COMPLETE WITH MOTORIZED BUTTERFLY DAMPERS FOR POINT SYSTEM

The SIRIO 2.0 POINT dampers applied to plenums for ducted units available in the tecnosystemi catalogue allow management of the air flow and temperature in the rooms where an air conditioning system is installed.

The clean contact on each sirio 2.0 point damper allows the ducts to be switched on and off. The sirio 2.0 pack points include as standard the built-in power supply for each damper and the mechanical bypass to be installed to the right or left of the plenum to avoid possible overpressure situations. The sirio 2.0 pack points can be made with all types of plenums produced by tecnosystemi: eolo mini / eolo, electro-galvanised sheet metal and pal (plenum in pal available on request)

## PLÉNUM ÉQUIPÉ DE FERMETURES MOTORISÉES À PAPILLON POUR SYSTÈME PONCTUEL

Les fermeture SIRIO 2.0 POINT appliquées aux plenums pour unités canalisées disponibles dans le catalogue tecnosystemi, permettent la gestion du débit d'air et de la température dans les environnements dans lesquels un système de climatisation est installé.


Le contact propre de chaque registre sirio 2.0 point permet d'allumer et d'éteindre les conduits. Les sirio 2.0 pack point comprennent en série l'alimentation électrique intégrée pour chaque registre et la dérivation mécanique à installer à droite ou à gauche du plenum pour éviter d'éventuelles situations de surpression. Les sirio 2.0 pack point peuvent être réalisés avec tous les types de plenums produits par tecnosystemi : eolo mini / eolo, feuille électro-galvanisée et pal (plenum en pal disponible sur demande).

## PLENUM EINSCHLIESSLICH MIT MOTORISIERTER DROSSELKlappe FÜR POINT SYSTEM

Die Klappen SIRIO 2.0 POINT, die an den im Tecnosystemi-Katalog erhältlichen Luftverteilern für Kanalgeräte angebracht werden, ermöglichen die Steuerung des Luftstroms und der Temperatur in den Räumen, in denen ein Klimasystem installiert ist.

Der potentialfreie Kontakt an jeder Klappe Sirio 2.0 Point ermöglicht das Ein- und Ausschalten der Kanäle. Die Sirio 2.0 Pack Points enthalten standardmäßig die eingebaute Stromversorgung für jede Klappe und den mechanischen Bypass, der rechts oder links vom Plenum installiert wird, um mögliche Überdrucksituationen zu vermeiden. Sirio 2.0 Pack Punkte können mit allen Arten von Plenums von Tecnosystemi realisiert werden: Eolo Mini/Eolo, galvanisiertes Blech und PAL (Plenum in PAL auf Anfrage erhältlich).

## INSTALLATION EXAMPLE



1 Plenum Eolo 3 zone motorised  
damper SIRIO PACK 2.0 POINT



1 on / off switch



# SIRIO 2.0 PACK POINT



## MOTORISED CIRCULAR DAMPER IN PLASTIC MATERIAL

### TECHNICAL SPECIFICATIONS

- "Eolo Mini" Ø 125/150 mm 3 and 4 zones
- "Eolo" Ø 150/200 mm 2, 3, 4 and 5 zones
- metal sheet Ø 150 mm e Ø 200 mm 2, 3, 4, 5 e 6 zones
- PAL Ø 150 mm and Ø 200 mm zones 2, 3, 4, 5 and 6 (for quotes for PAL plenum boxes call freephone).
- Overpressure bypass supplied but not installed
- Ducted unit ON/off control (check if interface use is required)
- Can be managed using any ON/OFF control for opening and closing the damper

## ERMETURE CIRCULAIRE MOTORISÉE EN PLASTIQUE

### CARACTÉRISTIQUES TECHNIQUES

- « Eolo Mini » Ø 125/150 mm 3 et 4 zones
- « Eolo » Ø 150/200 mm 2, 3, 4 et 5 zones
- Tôle Ø 150 mm e Ø 200 mm 2, 3, 4, 5 e 6 zones
- PAL Ø 150 mm et Ø 200 mm 2, 3, 4, 5 et 6 zones (pour les devis des plenums PAL appelez le numéro sans frais).
- By-pass de surpression fourni mais non installé
- Contrôle marche/arrêt de l'unité gainée (vérifier la nécessité d'utiliser l'interface)
- Il est géré par n'importe quelle commande ON/OFF pour ouvrir et fermer le registre

## MOTORISIERTE KREISKLAPPE KUNSTSTOFF

### TECHNISCHE EIGENSCHAFTEN

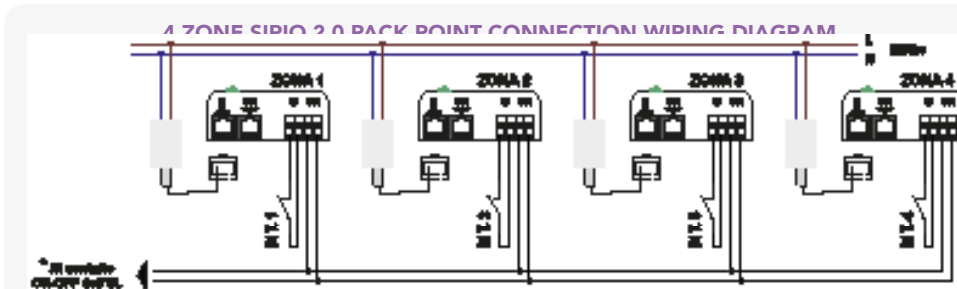
- „Eolo Mini“ Ø 125/150 mm 3 und 4 Zonen
- „Eolo“ Ø 150/200 mm 2, 3, 4 und 5 Zonen
- Blech Ø 150 mm e Ø 200 mm 2, 3, 4, 5 e 6 zonen
- PAL Ø 150 mm und Ø 200 mm 2, 3, 4, 5 und 6 Zonen (Angebote für PAL-Plenums erhalten Sie unter der kostenlosen Rufnummer).
- Überdruck-Bypass mitgeliefert, aber nicht installiert
- EIN-/AUS Kontrolle der kanalisierten Einheit (überprüfen, ob die Schnittstelle verwendet werden muss)
- Gesteuert durch eine beliebige ON/OFF-Steuerung zum Öffnen und Schließen der Klappe



Datasheet



The delivery plenum for ducted unit is included in the price (please specify at the moment of order the code of plenum, see this catalog starting from pag.46)



### ATTENTION!

The Sirio 2.0 pack point systems include the dampers installed and relative testing. The chronothermostats or push-button panels are not included in the price.

### CHRONOTHERMOSTAT NOT INCLUDED

CODE	DESCRIPTION	U.M.	Pieces per box
GAD600003	SIRIO 2.0 PACK 3 EOLO MINI	PCS	1
GAD600004	SIRIO 2.0 PACK 3 EOLO MINI	PCS	1
GAD600005	SIRIO 2.0 PACK 2 EOLO	PCS	1
GAD600006	SIRIO 2.0 PACK 3 EOLO	PCS	1
GAD600007	SIRIO 2.0 PACK 4 EOLO	PCS	1
GAD600008	SIRIO 2.0 PACK 5 EOLO	PCS	1
GAD600009	SIRIO 2.0 PACK 2 SHEET METAL Ø 150	PCS	1
GAD600010	SIRIO 2.0 PACK 3 SHEET METAL Ø 150	PCS	1
GAD600011	SIRIO 2.0 PACK 4 SHEET METAL Ø 150	PCS	1
GAD600012	SIRIO 2.0 PACK 5 SHEET METAL Ø 150	PCS	1
GAD600013	SIRIO 2.0 PACK 6 SHEET METAL Ø 150	PCS	1
GAD600014	SIRIO 2.0 PACK 2 SHEET METAL Ø 200	PCS	1
GAD600015	SIRIO 2.0 PACK 3 SHEET METAL Ø 200	PCS	1
GAD600016	SIRIO 2.0 PACK 4 SHEET METAL Ø 200	PCS	1
GAD600017	SIRIO 2.0 PACK 5 SHEET METAL Ø 200	PCS	1
GAD600018	SIRIO 2.0 PACK 6 SHEET METAL Ø 200	PCS	1
GAD600019	SIRIO 2.0 PACK 3 EOLO MINI WITH SMART SIRIO CHRONOTERMOSTAT	PCS	1
GAD600020	SIRIO 2.0 PACK 4 EOLO MINI WITH SMART SIRIO CHRONOTERMOSTAT	PCS	1
GAD600021	SIRIO 2.0 PACK 2 EOLO WITH SMART SIRIO CHRONOTERMOSTAT	PCS	1

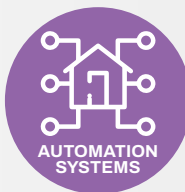
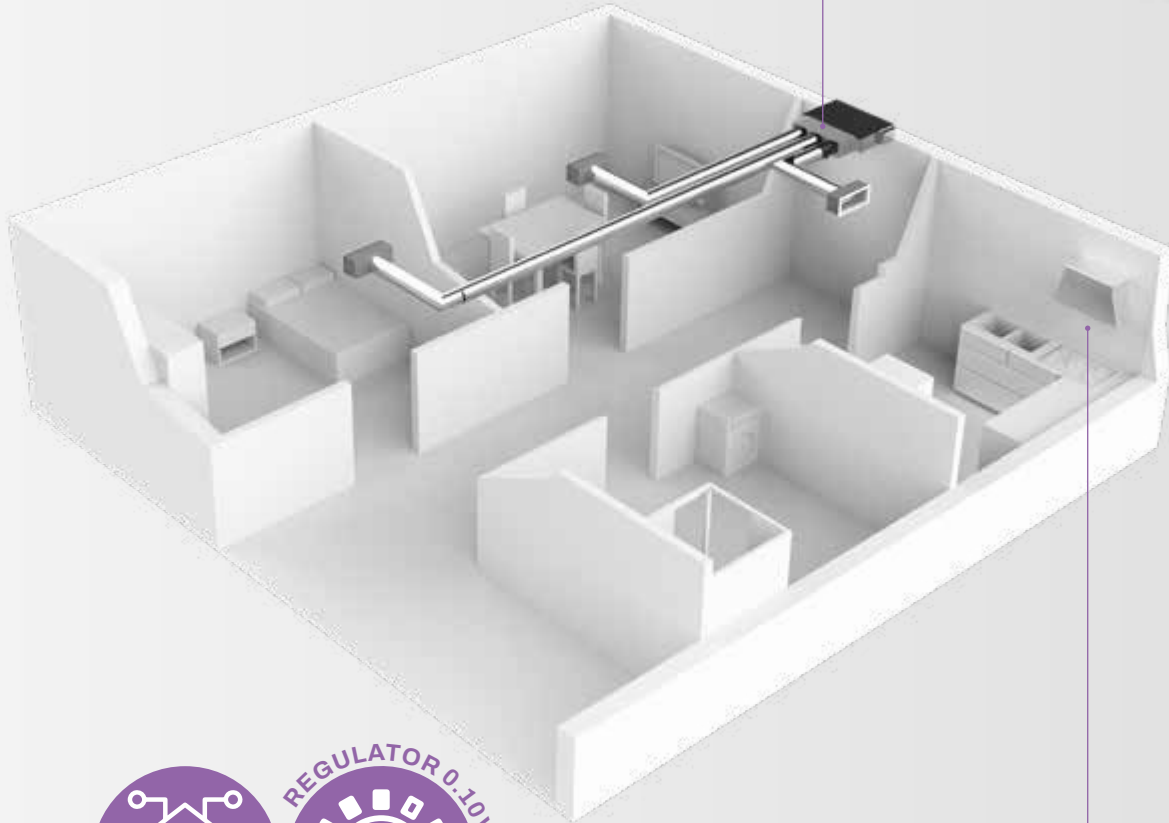
### CHRONOTHERMOSTAT INCLUDED

CODE	DESCRIPTION	U.M.	Pieces per box
GAD600022	SIRIO 2.0 PACK 3 EOLO WITH SMART SIRIO CHRONOTERMOSTAT	PCS	1
GAD600023	SIRIO 2.0 PACK 4 EOLO WITH SMART SIRIO CHRONOTERMOSTAT	PCS	1
GAD600024	SIRIO 2.0 PACK 5 EOLO WITH SMART SIRIO CHRONOTERMOSTAT	PCS	1
GAD600025	SIRIO 2.0 PACK 2 Ø150 SHEET WITH SMART SIRIO CHRONOTERMOSTAT	PCS	1
GAD600026	SIRIO 2.0 PACK 3 Ø150 SHEET WITH SMART SIRIO CHRONOTERMOSTAT	PCS	1
GAD600027	SIRIO 2.0 PACK 4 Ø150 SHEET WITH SMART SIRIO CHRONOTERMOSTAT	PCS	1
GAD600028	SIRIO 2.0 PACK 5 Ø150 WITH SMART SIRIO CHRONOTERMOSTAT	PCS	1
GAD600029	SIRIO 2.0 PACK 6 Ø150 SHEET WITH SMART SIRIO CHRONOTERMOSTAT	PCS	1
GAD600030	SIRIO 2.0 PACK 2 Ø200 SHEET WITH SMART SIRIO CHRONOTERMOSTAT	PCS	1
GAD600031	SIRIO 2.0 PACK 2 Ø200 SHEET WITH SMART SIRIO CHRONOTERMOSTAT	PCS	1
GAD600032	SIRIO 2.0 PACK 4 Ø200 SHEET WITH SMART SIRIO CHRONOTERMOSTAT	PCS	1
GAD600033	SIRIO 2.0 PACK 5 Ø200 SHEET WITH SMART SIRIO CHRONOTERMOSTAT	PCS	1
GAD600034	SIRIO 2.0 PACK 6 Ø200 SHEET WITH SMART SIRIO CHRONOTERMOSTAT	PCS	1





# SIRIO 0.10V pack



IT WORKS WITH

## PLENUM COMPLETE WITH MOTORISED BUTTERFLY DAMPERS FOR POINT SYSTEM

The SIRIO 0.10V POINT dampers installed on a delivery plenum for ducted units allow the use of the "sirio 0-10v pack point" system, designed for the management of areas within an air conditioning system.

The sirio 0-10v pack point system allows controlling the opening, closing and partialisation of the butterfly valves of the dampers via the 0-10v regulator of a domotic system. If all dampers are closed, the ducted unit may be turned off via the clean contact at output of each motor of the sirio 0-10v point damper. The clean contact on each sirio 0-10v point damper allows adjusting the butterfly valve and turning on and off the ducted unit.

## PLÉNUM ÉQUIPÉ DE FERMETURES MOTORISÉES À PAPILLON POUR SYSTÈME PONCTUEL

Les fermetures SIRIO 0.10V POINT installées sur un plénum de refoulement pour appareils canalisés, permettent d'utiliser le système « sirio 0-10v pack point », destiné à la gestion des zones d'un système de climatisation.


le système sirio 0.10v pack point permet le contrôle de l'ouverture, de la fermeture et de la partialisation du papillon des fermetures au moyen du régulateur 0-10v d'un système domotique. En cas de fermeture complète de toutes les fermetures, il est possible d'éteindre la machine canalisée à l'aide du contact de sortie propre présent sur chaque moteur du sirio 0-10v point. Le contact propre sur chaque fermeture sirio 0-10v point permet de régler le papillon, l'activation et la désactivation du conduit.

## PLENUM EINSCHLIESSLICH MIT MOTORISIERTER DROSSELKlapPE FÜR POINT SYSTEM

Der Schieber SIRIO 0,10 V POINT, die auf einem Druckplenum für Kanalgeräte installiert sind, ermöglichen Ihnen die Verwendung des „Sirio 0-10 V Pack Point“-Systems, das für die Verwaltung der Zonen in einem Klimaanlage system entwickelt wurde.

Das System Sirio 0,10 V Pack Point ermöglicht die Steuerung des Öffnens, Schließens und der Teilung der Drosselklappe des Schiebers mit Hilfe des Reglers 0-10 V eines Hausautomationssystems. Im Falle einer vollständigen Schließung aller Schieber ist es möglich, das kanalisierte Gerät über den sauberen Ausgangskontakt an jedem Motor des Sirio 0-10 V Point auszuschalten. Der potentialfreie Kontakt an jedem Sirio-Schieber 0-10 V Point ermöglicht das Einstellen der Drosselklappe, das Ein- und Ausschalten des Kanals.

### INSTALLATION EXAMPLE



1 Sirio 0.10V motorised circular damper



1 Regulator 0.10V

# SIRIO 0.10V PACK POINT



## MOTORISED BUTTERFLY DAMPER IN PLASTIC MATERIAL

### TECHNICAL SPECIFICATIONS

- Anti-condensation ABS plastic
- Built-in power supply included
- OUT contact: ON/OFF (closed, butterfly valve open) (open, butterfly valve closed)
- Input: 0-10V (regulator not supplied and not listed in the catalogue)
- Removable, rotatable motor for easy maintenance
- Operating temperature 0°C A +70°C
- Available in 5Ø

## FERMETURE CIRCULAIRE MOTORISÉE À PAPILLON EN PLASTIQUE POUR SYSTÈME PONCTUEL

### CARACTÉRISTIQUES TECHNIQUES

- Plastique ABS anti-condensation
- Bloc d'alimentation intégré inclus
- Contact OUT : ON/OFF (fermé, papillon ouvert) (ouvert, papillon fermé)
- Entrée : 0-10V (régulateur non fourni et non disponible au catalogue)
- Moteur amovible et rotatif pour un entretien facile
- Température de fonctionnement 0°C A +70°C
- Disponible en 5Ø

## SIRIO 2.0 MOTORISIERTE KREISKLAPPE KUNSTSTOFF FÜR POINT SYSTEM

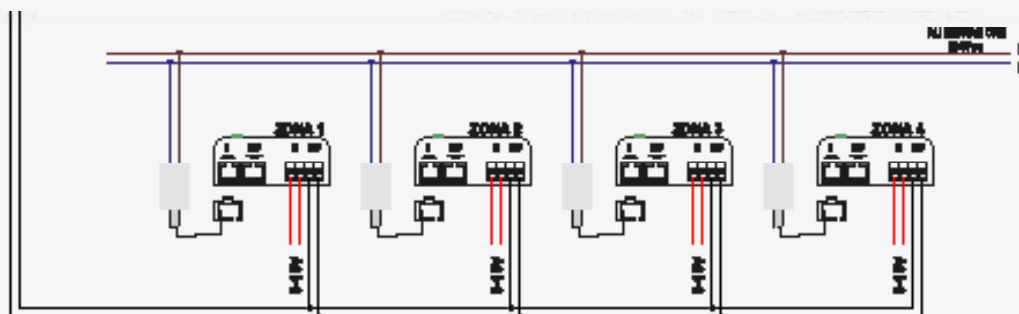
### TECHNISCHE EIGENSCHAFTEN

- Antikondensations-ABS-Kunststoff
- Integriertes Netzteil im Lieferumfang enthalten
- OUT-Kontakt: EIN / AUS (geschlossen, Drosselklappe offen) (offen, Drosselklappe geschlossen)
- Eingang: 0-10V (Regler nicht im Lieferumfang enthalten und nicht im Katalog verfügbar)
- Abnehmbarer und drehbarer Motor für einfache Wartung
- Betriebstemperatur 0°C bis +70°C
- Erhältlich in 5Ø



The delivery plenum for ducted unit is included in the price (please specify at the moment of order the code of plenum, see this catalog starting from pag.46)

Il materiale fornito  
contiene un plenum  
per unità puntuali. In  
alternativa, è previsto il sistema  
con plenum standard.



IN RE CONTO DI UNO DEI SISTEMI DI PUNTO, IL SISTEMA È DOTATO DI UN PLUMETTO PER UNITÀ PUNTUALI. IN ALTERNATIVA, È PREVISTO IL SISTEMA CON PLUMETTO STANDARD.

CODE	DESCRIPTION	U.M.	Pieces per box
GAD600035	SIRIO 0.10V PACK 3 EOLO MINI	PCS	1
GAD600036	SIRIO 0.10V PACK 4 EOLO MINI	PCS	1
GAD600037	SIRIO 0.10V PACK 2 EOLO	PCS	1
GAD600038	SIRIO 0.10V PACK 3 EOLO	PCS	1
GAD600039	SIRIO 0.10V PACK 4 EOLO	PCS	1
GAD600040	SIRIO 0.10V PACK 5 EOLO	PCS	1
GAD600041	SIRIO 0.10V PACK 2 SHEET METAL Ø 150	PCS	1
GAD600042	SIRIO 0.10V PACK 3 SHEET METAL Ø 150	PCS	1
GAD600043	SIRIO 0.10V PACK 4 SHEET METAL Ø 150	PCS	1
GAD600044	SIRIO 0.10V PACK 5 SHEET METAL Ø 150	PCS	1
GAD600045	SIRIO 0.10V PACK 6 SHEET METAL Ø 150	PCS	1
GAD600046	SIRIO 0.10V PACK 2 SHEET METAL Ø 200	PCS	1
GAD600047	SIRIO 0.10V PACK 3 SHEET METAL Ø 200	PCS	1
GAD600048	SIRIO 0.10V PACK 4 SHEET METAL Ø 200	PCS	1
GAD600049	SIRIO 0.10V PACK 5 SHEET METAL Ø 200	PCS	1
GAD600050	SIRIO 0.10V PACK 6 SHEET METAL Ø 200	PCS	1

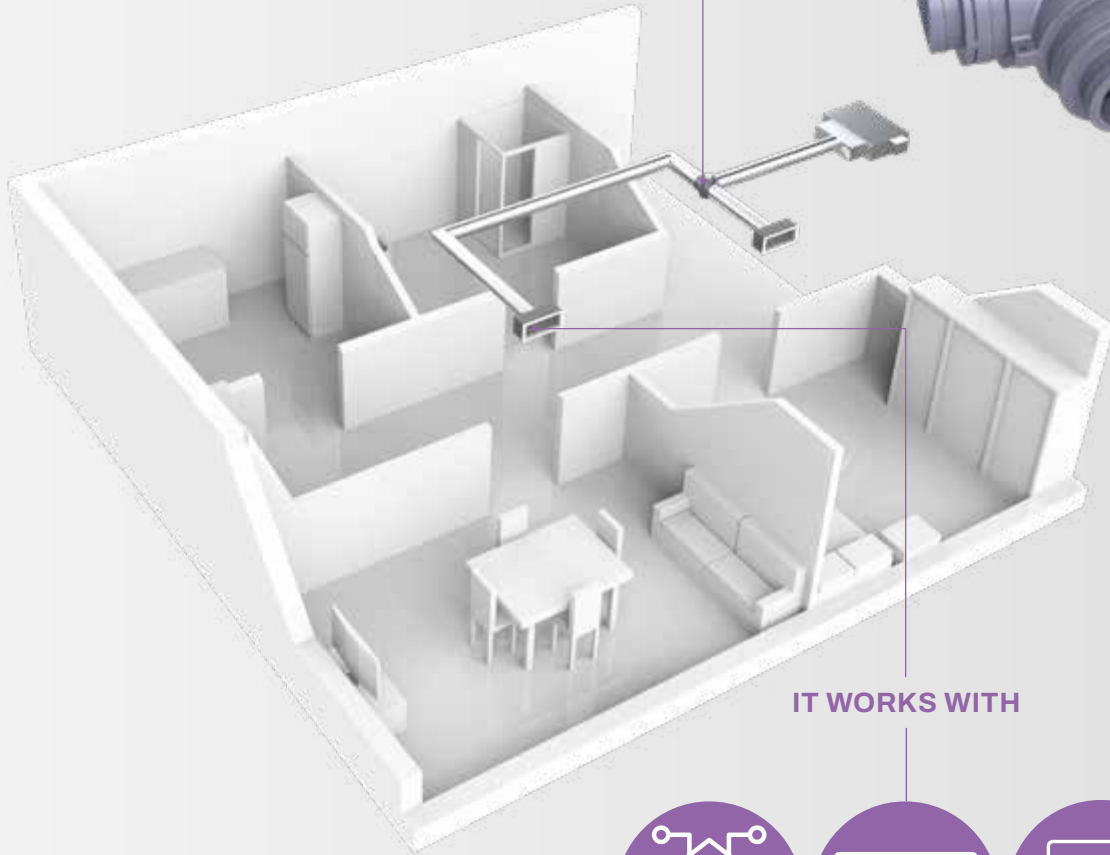
Datasheet



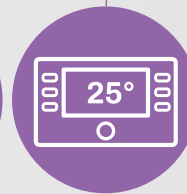
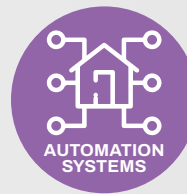
**ATTENTION!** The Sirio 0.10V pack point systems include the dampers installed and relative testing. The chronothermostats or push-button panels are not included in the price.



**SIRIO** 3.0  
devio point



IT WORKS WITH



**"T" FLOW DIVERTER WITH MOTORISED DAMPER FOR POINT SYSTEM**

The SIRIO DEVIO 3.0 motorised shunt allows the air flow to be diverted from one environment to another by means of a clean contact of any kind.

For example, in the residential area it is possible to divert the air flow from the living area to the sleeping area and/or vice versa due to a switch.



**DÉVIATEUR DE FLUX EN « T » AVEC REGISTRE MOTORISÉ POUR SYSTÈME PONCTUEL**

La dérivation motorisée SIRIO DEVIO 3.0 permet de dévier le flux d'air d'un environnement vers un autre au moyen d'un contact propre de tout type.

Par exemple, dans la zone résidentielle, il est possible de dévier le flux d'air de la zone jour vers la zone nuit et/ou vice versa grâce à un commutateur.



**STRÖMUNGSUMLENKER "T" MIT MOTORISIERTER KLASPE FÜR POINT SYSTEM**

Mit dem motorisierten Bypass SIRIO DEVIATION 3.0 kann der Luftstrom durch einen sauberen Kontakt aller Art von einer Umgebung in eine andere umgeleitet werden.

Beispielsweise ist es im Wohnbereich möglich, den Luftstrom vom Wohnbereich zum Schlafbereich und/oder umgekehrt durch einen Schalter umzuleiten.

INSTALLATION EXAMPLE



1 "T" flow diverter with motorised damper



1 on/off switch

# SIRIO DEVIO 3.0 POINT



## UK "T" FLOW DIVERTER WITH MOTORISED DAMPER

### TECHNICAL SPECIFICATIONS

- Made of sintered expanded polystyrene
- Thermal conductivity: 0.030 / 0.033 W/mK with respect to the EN 12667 / EN 12939 standard
- Resistance to vapour 40 / 70  $\mu$  in relation to EN 12086
- Operating temperature - 30° / + 90°
- Water absorption % volume  $\leq 5$  in relation to EN 12087
- Euroclass reaction to fire compared to EN-ISO - 11925 - 2
- Thermal performance th. 30 mm 0.95 m2K/w made of polystyrene
- Auxiliary IN/OUT contact
- Power supply 230 V (unit included)
- Potential free contact control ON/OFF

## FR DÉVIATEUR DE FLUX EN « T » AVEC REGISTRE MOTORISÉ

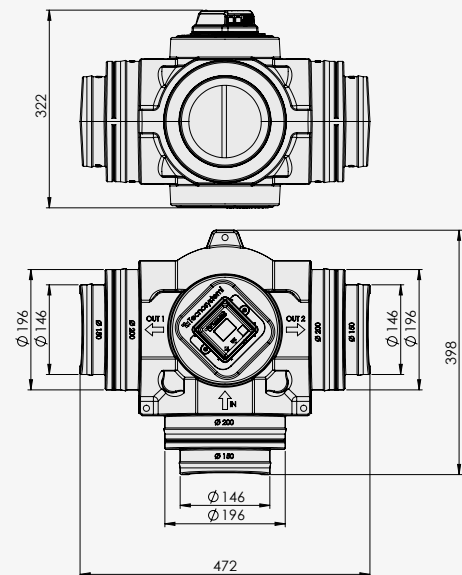
### CARACTÉRISTIQUES TECHNIQUES

- Fabriqué en polystyrène expansé
- Conductivité thermique : 0,030/0,033 W/mK par rapport à la normative EN 12667/ EN 12939
- Résistance à la vapeur 40 / 70  $\mu$  par rapport à la norme EN 12086
- Température de fonctionnement - 30° / + 90°
- Absorption d'eau % volume  $\leq 5$  par rapport à la norme EN 12087
- Réaction au feu Euroclasse par rapport à la norme EN-ISO - 11925 - 2
- Performance thermique épaisseur 30 mm 0,95 m2K/w en polystyrène
- Contact auxiliaire ENTRÉE/SORTIE
- Alimentation 230 V (bloc d'alimentation inclus)
- Commande de contact propre ON/OFF

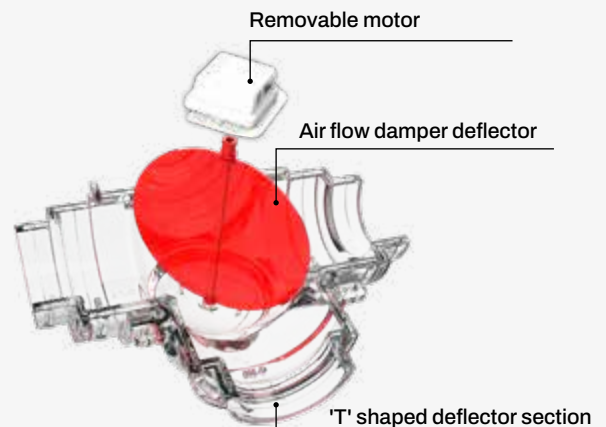
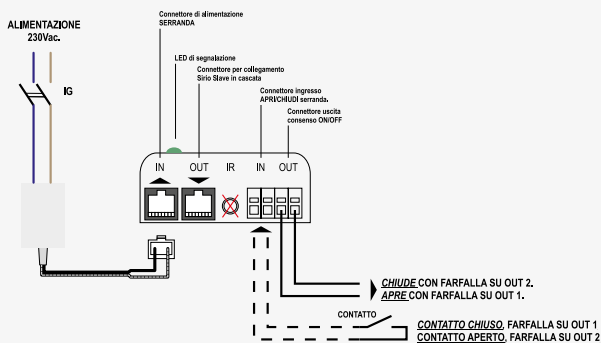
## DE STRÖMUNGSMULENKER "T" MIT MOTORISIERTER KLASPE

### TECHNISCHE EIGENSCHAFTEN

- Aus gesinterem expandiertem Polystyrol
- Wärmeleitfähigkeit: 0,030 / 0,033 W/mK in Übereinstimmung mit der Richtlinie EN 12667 / EN 12939
- Dampfbeständigkeit 40 / 70  $\mu$  gemäß EN 12086
- Betriebstemperatur - 30° / + 90°
- Wasseraufnahme % Volumen  $\leq 5$  im Vergleich zu EN 12087
- Brandverhalten Euroklasse gemäß der Norm EN-ISO - 11925 - 2
- Wärmeleistung sP 30 mm 0,95 m2K/w aus Polystyrol
- Zusätzlicher IN/OUT-Kontakt
- Stromversorgung 230 V (Netzteil inklusive)
- Steuerung sauberer Kontakt EIN/AUS



### SIRIO DEVIO 3.0

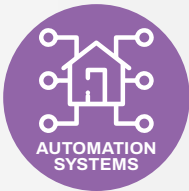
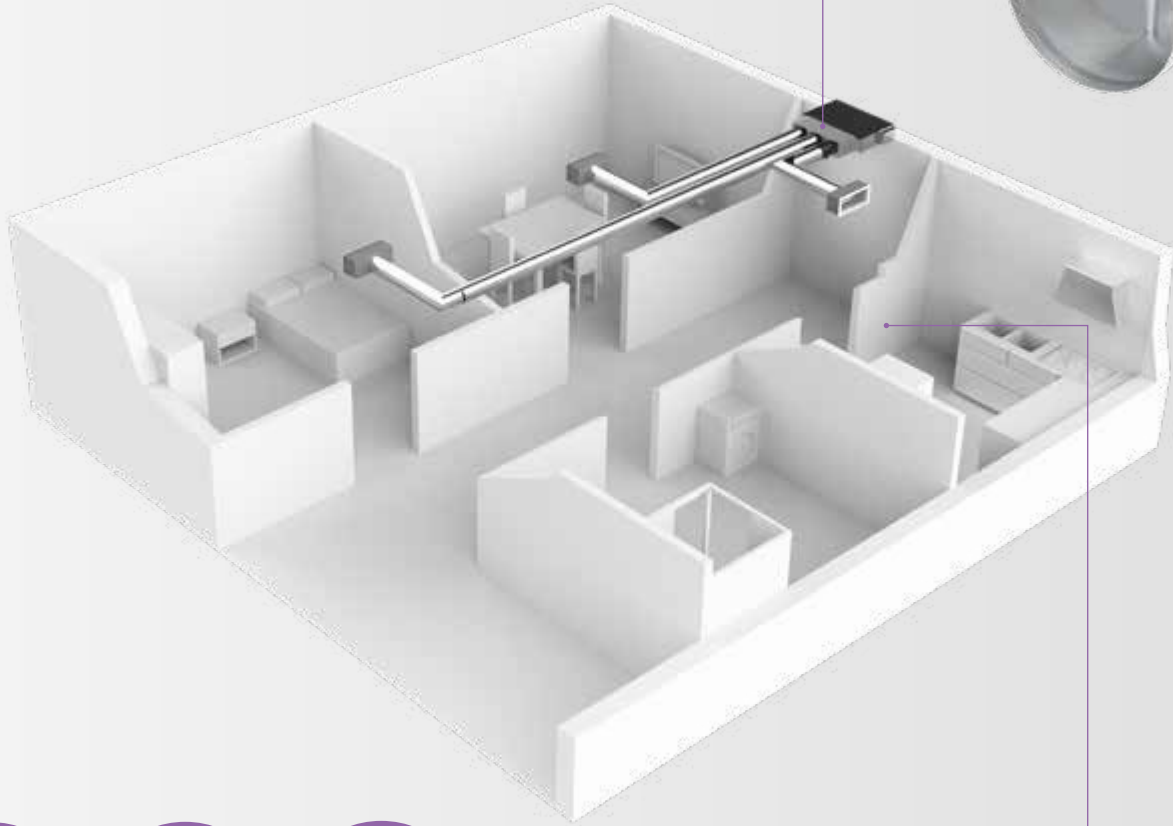



Datasheet

CODE	DESCRIPTION	U.M.	Pieces per box	
GAD600001	SIRIO 3.0 POINT "T" SHARED AIR FLOW DEFLECTOR WITH MOTOR-DRIVEN SHUTTER	PCS	1	



**SIRIO**  
point



IT WORKS WITH



### MOTORIZED BUTTERFLY DAMPER

The sirio butterfly dampers have an end-of-stroke micro contact, which indicates the opening and closing position of the butterfly with a clean on/off contact.

It integrates perfectly into new and existing ducted systems in which it is intended to manage only a part of the ducted system.



### FERMETURE MOTORISÉE À PAPILLON

La fermeture à papillon sirio a un micro-contact de fin de course, qui indique la position d'ouverture et de fermeture du papillon avec un contact propre marche/arrêt.

Il s'intègre parfaitement dans les systèmes de goulottes neufs et existants dans lesquels il est prévu de ne gérer qu'une partie du système à goulottes.



### MOTORISIERTE KREISKLAPPE KUNSTSTOFF

Die Sirio-Klappe ist mit einem Mikrokontakt für das Hubende ausgestattet, der mit einem trockenen On/Off-Kontakt die Öffnungs- und Schließstellung der Klappe anzeigt.

Sie lässt sich perfekt in neue und bestehende Leitungssysteme integrieren, in denen nur ein Teil des Leitungssystems verwaltet werden soll.

### INSTALLATION EXAMPLE



1 Sirio Point motorised butterfly damper



1 on / off switch



## MOTORISED BUTTERFLY DAMPER FOR POINT SYSTEM

### TECHNICAL SPECIFICATIONS

- Made from galvanised metal
- Butterfly opening from 0 to 90°
- Operating temperature 0°C to +70°C
- Includes motor (220 V power supply)
- Option of management by means of: wall/built-in regulator, with deflector, with thermostats.

AVAILABLE ON DEMAND SIRIO 2.0 PACK SYSTEM INSTALLED ON PLENUM

## FERMETURE MOTORISÉE À PAPILLON POUR SYSTÈME PONCTUEL

### CARACTÉRISTIQUES TECHNIQUES

- Fabriqué en métal galvanisé
- Ouverture papillon de 0 à 90°
- Température de fonctionnement de 0°C à +70°C
- Livré avec moteur (alimentation 220 V)
- Possibilité de gestion par : régulateur mural / encastré, avec aiguillage, avec thermostats.

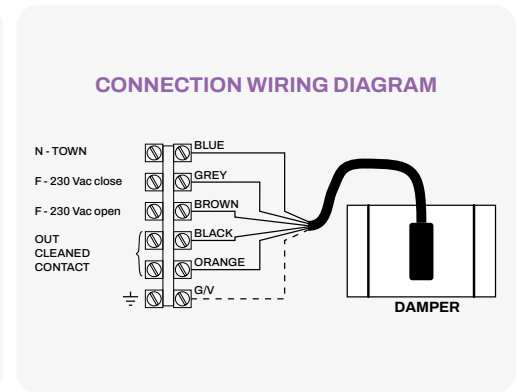
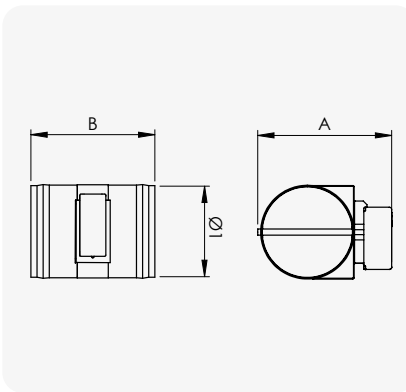

SYSTÈME SIRIO 2.0 PACK INSTALLÉ SUR PLÉNUM DISPONIBLE SUR DEMANDE

## MOTORISIERTE KREISKLAPPE FÜR SYSTEM

### TECHNISCHE EIGENSCHAFTEN

- Aus verzinktem Metall
- Von 0 bis 90° zu öffnende Klappe
- Betriebstemperatur von 0°C bis +70°C
- Komplett mit Motor (220 V Versorgung)
- Möglichkeit der Verwaltung durch: Wand- /Einbauregler, mit Umleiter, mit Thermostaten.

AUF ANFRAGE IST DAS SIRIO 2.0 PACK SYSTEM AUF DEM PLENUM INSTALLIERT VERFÜGBAR



CODE	DESCRIPTION	A [mm]	B [mm]	Ø1 [mm]	U.M.	Pieces per box
11161854	ELECTRIC BUTTERFLY DAMPER FOR 230 V POINT-TO-POINT SYSTEM Ø 120	190	154	120	PCS	1
11161855	ELECTRIC BUTTERFLY DAMPER FOR 230 V POINT-TO-POINT SYSTEM Ø 150	220	154	150	PCS	1
11161856	ELECTRIC BUTTERFLY DAMPER FOR 230 V POINT-TO-POINT SYSTEM Ø 200	270	154	200	PCS	1
11161857	ELECTRIC BUTTERFLY DAMPER FOR 230 V POINT-TO-POINT SYSTEM Ø 250	320	154	250	PCS	1

Datasheet



## BUILT-IN OR WALL-MOUNTED REGULATOR FOR 230 V MOTORISED BUTTERFLY DAMPER

### TECHNICAL SPECIFICATIONS

- Power supply 230 V - 50/60 Hz
- Modulating controller
- LED graduated scale

## RÉGULATEUR ENCASTRÉ OU MURAL POUR FERMETURE MOTORISÉE À PAPILLON 230 V

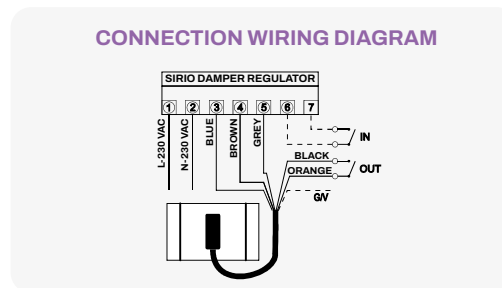
### CARACTÉRISTIQUES TECHNIQUES

- Alimentation 230 V - 50/60 Hz
- Régulateur modulant
- Échelle graduée à DEL

## UNTERPUTZ- ODER AUFPUTZ-SPOTREGLER FÜR MOTORISIERTE ABSPERRKLAPPE 230 V

### TECHNISCHE EIGENSCHAFTEN

- Stromversorgung 230 V - 50/60 Hz
- Modulationsregler
- LED-Skala



CODE	DESCRIPTION	U.M.	Pieces per box
11161874	BUILT-IN POINT-POINT CONTROLLER FOR ELECTRIC BUTTERFLY DAMPER 230V	PCS	1
11161875	WALL-MOUNTED POINT-POINT CONTROLLER FOR ELECTRIC BUTTERFLY DAMPER 230V	PCS	1

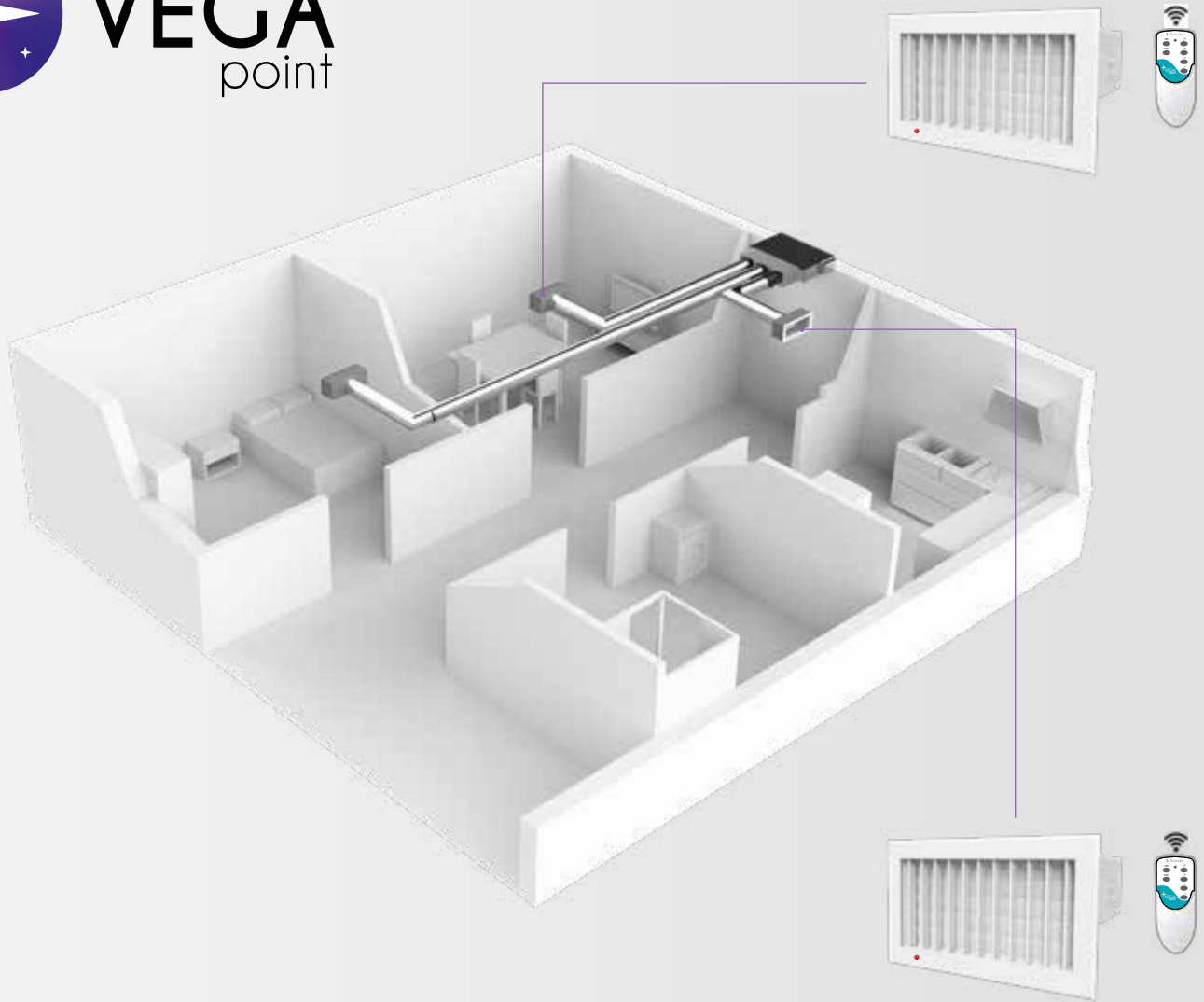
Datasheet







**VEGA**  
point



**WHITE MOTORISED DELIVERY GRILLE WITH REMOTE CONTROL IR**

The motorised grille can be used in new and existing ducted systems. The grille is operated via the supplied ir remote control. The flaps equipped with rubber gasket guarantee tightness to the passage of air with closed grille and avoid noise.



**GRILLE DE REFOULEMENT MOTORISÉE BLANCHE AVEC TÉLÉCOMMANDE IR**

La grille motorisée peut être utilisée dans des systèmes de goulottes neufs et existants. La grille est actionnée via la télécommande ir fournie. Les ailettes équipées de joint en caoutchouc, garantissent l'étanchéité au passage de l'air avec grille fermée et évitent le bruit.



**WEISSE MOTORISIERTE ZULUFTÖFFNUNG MIT FERNBEDIENUNG IR**

Die motorisierte Düse kann in neuen und bestehenden Leitungssystemen eingesetzt werden. Die Bedienung der Düse erfolgt über die mitgelieferte IR-Fernbedienung. Die mit gummidichtung ausgestatteten Lamellen garantieren die Dichtheit gegen den Luftdurchtritt bei geschlossener Düse und vermeiden Geräusche.

**THE GRILLE CAN BE ADJUSTED INTO FOUR POSITIONS:**

25% → 1/4	
50% → 2/4	
75% → 3/4	
100% → 4/4 Maximum opening	



**INSTALLATION EXAMPLE**



2 white Vega Point motorised delivery grille with remote control IR

**WHITE MOTORISED DELIVERY GRILLE WITH REMOTE CONTROL IR**

**GRILLE DE REFOULEMENT MOTORISÉE BLANCHE AVEC TÉLÉCOMMANDE IR**

**WEISSE MOTORISIERTE ZU-LUFTGITTER MIT IR-FERNBEDIENUNG**

**TECHNICAL SPECIFICATIONS**

- White painted aluminium
- Installation via steel clips
- Remote control and power supply included ("master" version)
- "Slave" version without remote control and power supply
- Auxiliary out contact
- Power supply 220 V
- Max conveyance length 25 m
- A maximum of 8 delivery grilles can be installed in ducting

**CARACTÉRISTIQUES TECHNIQUES**

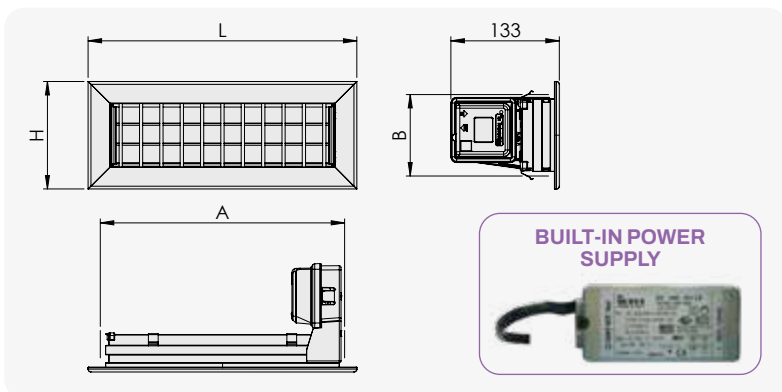
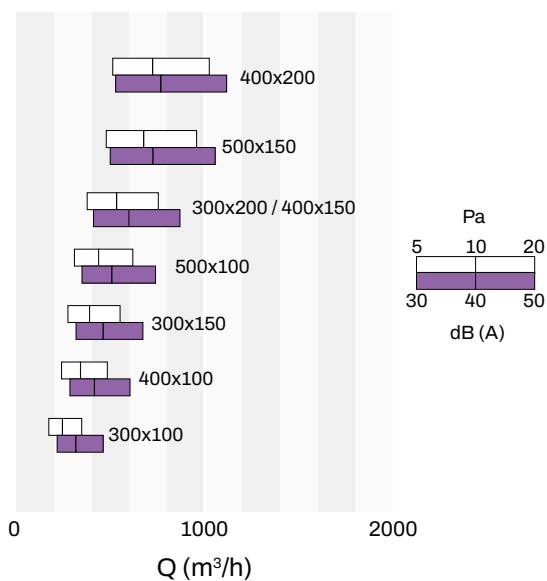
- Aluminium peint en blanc
- Installation via des attaches en acier
- Télécommande et alimentation inclus (version « maître »)
- Version « SLAVE » sans télécommande ni alimentation
- Contact auxiliaire sortie
- Alimentation 220 V
- Longueur maximale de la caténaire 25 m
- 8 grilles max. peuvent être installées dans la caténaire

**TECHNISCHE EIGENSCHAFTEN**

- Weiß lackiertes Aluminium
- Montage mit Stahlclips
- Fernsteuerung und Stromversorgung im Lieferumfang enthalten („Master“-Version)
- "Slave"-Version ohne Fernbedienung und Stromversorgung
- Hilfskontakt out
- Stromversorgung 220 V
- Max. Kettenlinienlänge 25 m
- Es können maximal 8 Luftgitter in der Kettenlinie installiert werden

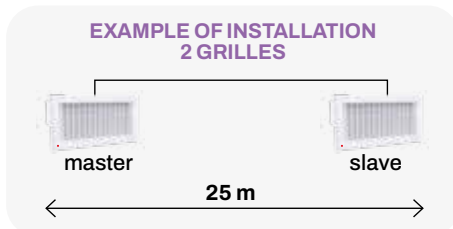
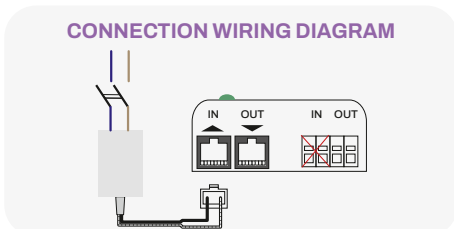


**AIR FLOW DIAGRAM**



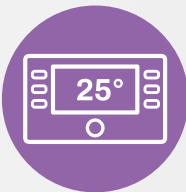
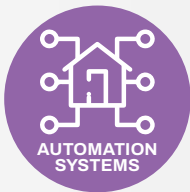
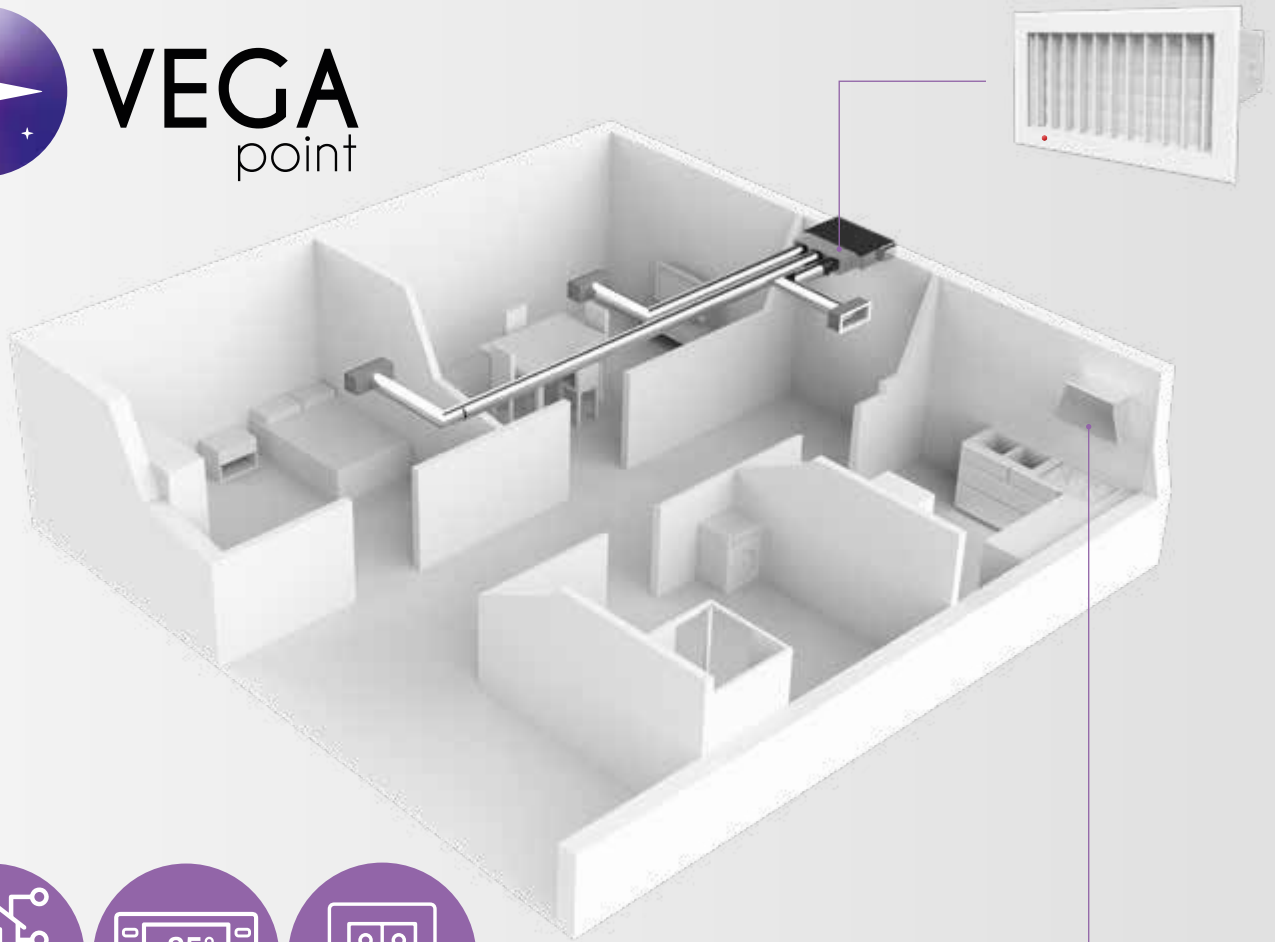
DIMENSIONS [mm] MASTER GRILLE						
CODE	L	H	A	B	U.M.	Pieces per box
GAD200001	332	132	300	100	PCS	1
GAD200002	332	182	300	150	PCS	1
GAD200003	332	232	300	200	PCS	1
GAD200004	432	132	400	100	PCS	1
GAD200005	432	182	400	150	PCS	1
GAD200006	432	232	400	200	PCS	1
GAD200007	532	132	500	100	PCS	1
GAD200008	532	182	500	150	PCS	1

DIMENSIONS [mm] SLAVE GRILLE						
CODE	L	H	A	B	U.M.	Pieces per box
GAD200013	332	132	300	100	PCS	1
GAD200014	332	182	300	150	PCS	1
GAD200015	332	232	300	200	PCS	1
GAD200016	432	132	400	100	PCS	1
GAD200017	432	182	400	150	PCS	1
GAD200018	432	232	400	200	PCS	1
GAD200019	532	132	500	100	PCS	1
GAD200020	532	182	500	150	PCS	1





# VEGA point



IT WORKS WITH

## WHITE MOTORISED DELIVERY GRILLE

The motorized nozzle can be used in new and existing ducted systems. the operation of the grille takes place without the aid of any control unit or a particular command.

It is perfectly integrated in new and existing ducted systems in which you want to manage only a part of the ducted system: this solution does not require the installation of any system that manages the ignition / shutdown of the internal by-pass motor. Therefore it allows the management of the air flow in the individual rooms without the help of the electronic control unit for operation. The fins equipped with rubber gasket guarantee seal to air passage with the vent closed and avoid noise.

## GRILLE DE REFOULEMENT MOTORISÉE BLANCHE

La grille de refolement motorisée peut être utilisée dans des systèmes de conduits nouveaux et existants. Le fonctionnement de la buse s'effectue sans l'aide d'aucune unité de commande ou une commande particulière.

Il est parfaitement intégré dans les systèmes gainables nouveaux et existants dans lesquels vous souhaitez gérer une partie unique du système gainable: cette solution ne nécessite pas l'installation d'aucun système gérant l'allumage / l'arrêt du moteur de by-pass interne. Il permet donc la gestion du flux d'air dans les pièces individuelles sans l'aide de la centrale électronique pour le fonctionnement. Les ailettes équipées de joint en caoutchouc garantissent l'étanchéité au passage de l'air avec l'évent fermé et évitent le bruit.

## WEISSE MOTORISIERTE ZULUFTÖFFNUNG

Die motorisierte Düse kann in neuen und vorhandenen Kanalsystemen verwendet werden. Der Betrieb der Düse erfolgt ohne Hilfe einer Steuereinheit oder eines bestimmten Befehls.

Sie ist perfekt in neue und bestehende Kanalsysteme integriert, in denen Sie nur einen Teil des Kanalsystems verwalten möchten: Diese Lösung erfordert keine Installation eines Systems, das die Zündung/Abschaltung des internen Bypass-Motors verwaltet. Es erlaubt daher die Steuerung des Luftstroms in den einzelnen Räumen ohne Hilfe der elektronischen Steuereinheit für den Betrieb. Die mit Gummidichtungen ausgestatteten Flappen garantieren die Abdichtung des Luftdurchgangs bei geschlossener Lüftung und vermeiden Geräusche.

### THE NOZZLE CAN BE ADJUSTED INTO FOUR POSITIONS:

25% → 1/4	
50% → 2/4	
75% → 3/4	
100% → 4/4 Maximum opening	

### INSTALLATION EXAMPLE



Nr. 1 white Vega Point motorised delivery grille Vega Point



1 on / off switch

# VEGA POINT ON/OFF

## WHITE MOTORISED DELIVERY GRILLE FOR POINT SYSTEMS

### TECHNICAL SPECIFICATIONS

- White painted aluminium
- Installation via steel clips
- Remote control and power supply included ("master" version)
- "Slave" version without remote control and power supply
- Auxiliary out contact
- Power supply 220 V
- Max conveyance length 25 m
- A maximum of 8 delivery grilles can be installed in ducting

## GRILLE DE REFOULEMENT MOTORISÉE BLANCHE POUR SYSTÈMES PONCTUELS

### CARACTÉRISTIQUES TECHNIQUES

- Aluminium peint en blanc
- Installation via des attaches en acier
- Télécommande et alimentation inclus (version « maître »)
- Version « SLAVE » sans télécommande ni alimentation
- Contact auxiliaire sortie
- Alimentation 220 V
- Longueur maximale de la caténaire 25 m
- 8 grilles max. peuvent être installées dans la caténaire

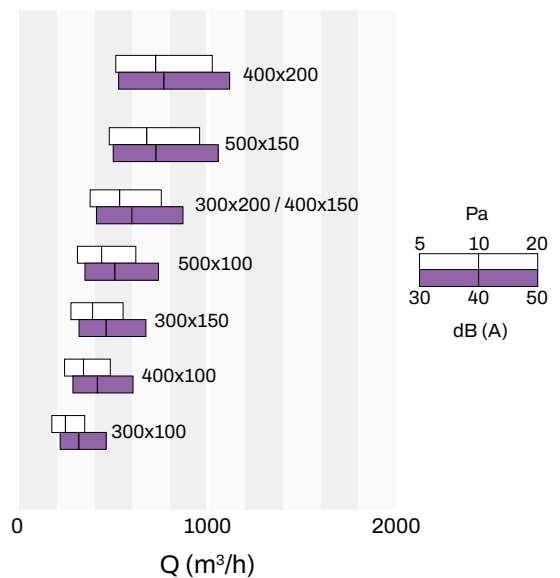
## MOTORISIERTER WEISSER ZU-LUFTGITTER FÜR PUNKTSYSTEME

### TECHNISCHE EIGENSCHAFTEN

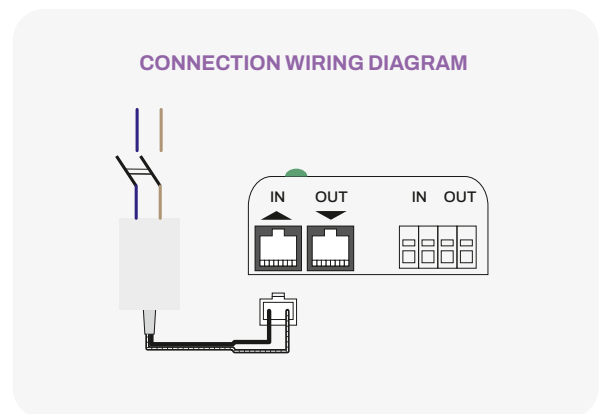
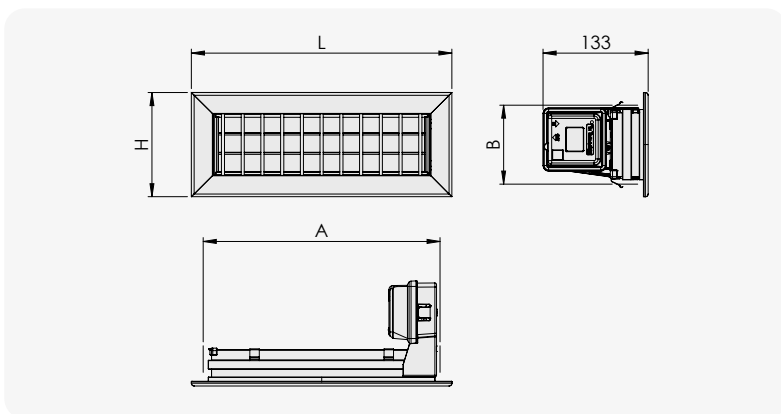
- Weiß lackiertes Aluminium
- Montage mit Stahlclips
- Fernsteuerung und Stromversorgung im Lieferumfang enthalten („Master“-Version)
- "Slave"-Version ohne Fernbedienung und Stromversorgung
- Hilfskontakt out
- Stromversorgung 220 V
- Max. Kettenlinienlänge 25 m
- Es können maximal 8 Luftgitter in der Kettenlinie installiert werden



### AIR FLOW DIAGRAM



**FOR CONNECTION CABLE FOR GRILLES "MASTER" AND "SLAVE" SEE PAG. 22**

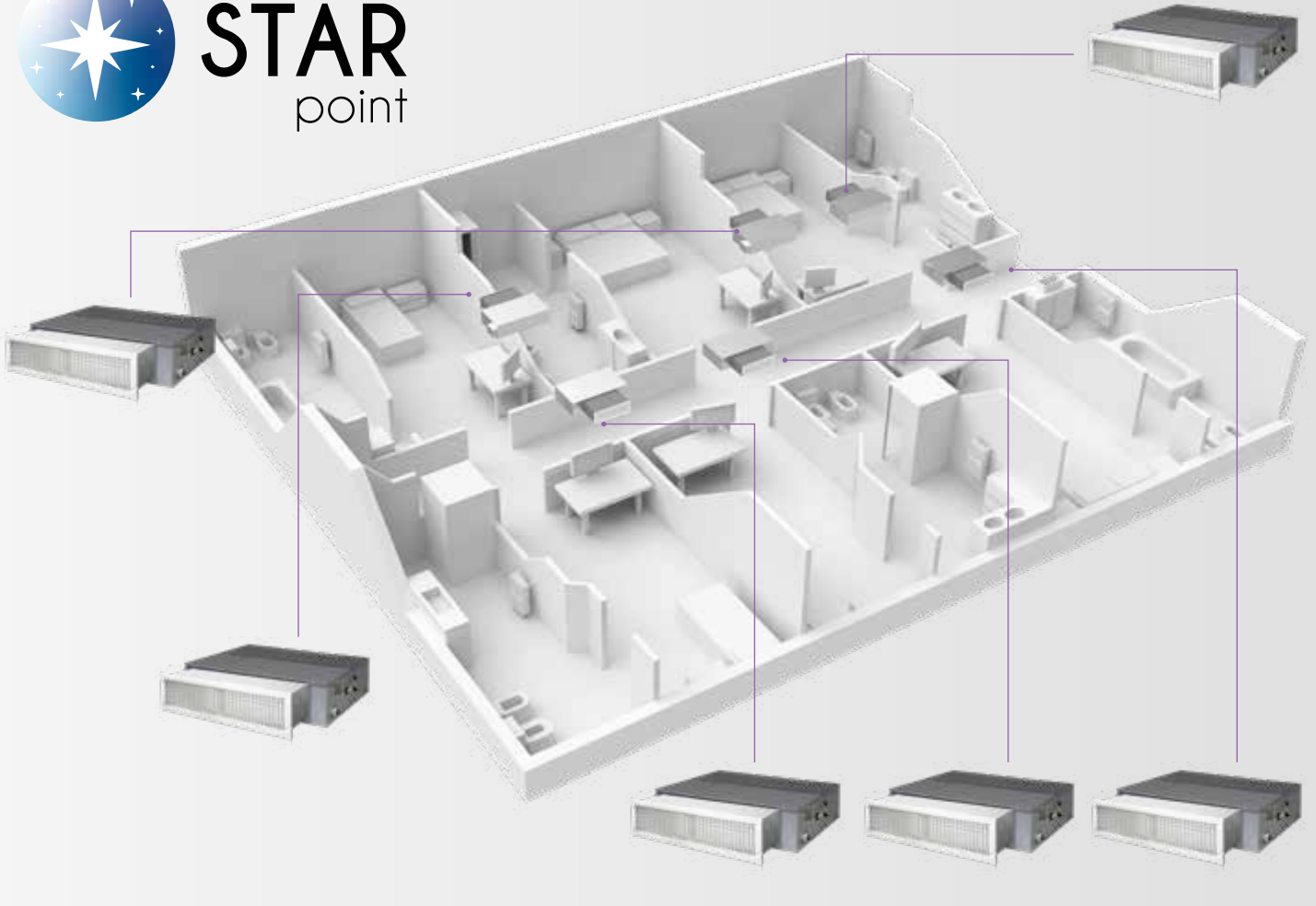


DIMENSIONS [mm]						
CODE	L	H	A	B	U.M.	Pieces per box
GAD200028	332	132	300	100	PCS	1
GAD200027	332	182	300	150	PCS	1
GAD200029	332	232	300	200	PCS	1
GAD200030	432	132	400	100	PCS	1
GAD200031	432	182	400	150	PCS	1
GAD200032	432	232	400	200	PCS	1
GAD200033	532	132	500	100	PCS	1
GAD200034	532	182	500	150	PCS	1

**Datasheet**



# STAR point



## WHITE PAINTED MOTORISED DELIVERY NOZZLE WITH OR WITHOUT TELESCOPIC PLENUM FOR LOW-PREVALENCE DUCTED UNITS

The star delivery nozzle is designed to meet the functional and aesthetic needs in the installations of low-prevalence indoor units. The star delivery nozzle opens when the machine is switched on and closes when it is switched off, without having to make electrical connections between the machine and the nozzle itself. Ideal for hotels, restaurants, etc.



## GRILLE DE REFOULEMENT MOTORISÉE PEINTE EN BLANCHE AVEC OU SANS PLÉNUM TÉLESCOPIQUE POUR UNITÉ CANALISÉE À FAIBLE PRÉVALENCE

La grille de distribution star est conçue pour répondre aux besoins fonctionnels et esthétiques dans les installations d'unités intérieures à faible prévalence. La grille de distribution star s'ouvre lorsque la machine est allumée et se ferme lorsqu'elle est éteinte, sans avoir à établir de connexions électriques entre la machine et la grille. idéal pour les hôtels, les restaurants, etc.



## WEISS LACKIERTE MOTORISIERTE ZULUFTÖFFNUNG MIT ODER OHNE TELESKOPISEM PLENUM FÜR DAS LEITUNGSSYSTEM

Die Star-Abgabedüse ist so konzipiert, dass sie die funktionalen und ästhetischen Anforderungen bei der Installation von Inneneinheiten mit niedriger Förderhöhe erfüllt. Die Star-Abgabedüse öffnet bei eingeschalteter Maschine und schließt bei ausgeschalteter Maschine, ohne elektrische Verbindungen zwischen der Maschine und der Düse selbst herstellen zu müssen. Ideal für, Hotels, Restaurants, usw.



When on working the grille stays opened



The grille closes when the unit turns off



From now on **no more open fins** on your air conditioning unit.



"Star point" will make your air conditioning system more attractive. Now the **star point system** automatically closes the outlet when the unit is turned off.



**Open automatically** when you turn the air conditioning unit on

**MOTORIZED DELIVERY GRILLE COMPLETE WITH TELESCOPIC PLENUM FOR LOW-PREVALENCE DUCTED UNITS**

**TECHNICAL SPECIFICATIONS**

- White painted aluminium
- Automatic opening in presence of air flow, automatic closure in absence of air flow
- Equipment: plenum for connection to low hydraulic head ducted units
- Power supply 220 V
- Built-in power supply included

**GRILLE DE REFOULEMENT MOTORISÉE AVEC PLÉNUM TÉLESCOPIQUE POUR UNITÉ CANALISÉE À FAIBLE PRÉVALENCE**

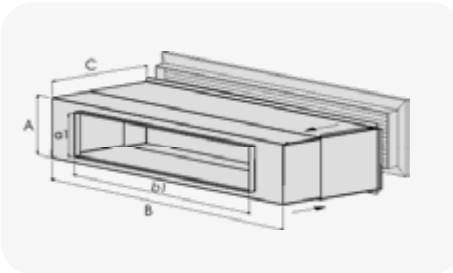
**CARACTÉRISTIQUES TECHNIQUES**

- Aluminium peint en blanc
- Ouverture automatique en présence de débit d'air, fermeture automatique en l'absence de débit d'air
- Équipement : plénum pour le raccordement aux unités à conduits à faible prévalence
- Alimentation 220 V
- Bloc d'alimentation intégré inclus

**MOTORISIERTE ZULUFTGITTER MIT TELESKOPISCHEM PLENUM FÜR DAS LEITUNGSSYSTEM MIT NIEDRIGER FÖRDERHÖHE**

**TECHNISCHE EIGENSCHAFTEN**

- Weiß lackiertes Aluminium
- Automatisches Öffnen bei Vorhandensein eines Luftstroms, automatisches Schließen bei Nichtvorhandensein eines Luftstroms
- Ausstattung: Plenum zum Anschluss an kanalisierte Einheit mit niedriger Förderhöhe
- Stromversorgung 220 V
- Integriertes Netzteil im Lieferumfang enthalten



CODE	ELECTRIC SUPPLY GRILLE		TELESCOPIC PLENUM						
	EXTERNAL FRAME	HOLE INSTALLATION SIZE	HEIGHT PLENUM	WIDTH PLENUM	DEPTH MIN-MAX	HEIGHT OF WINDOW CONNECTION UNITS	WIDTH OF THE WINDOW CONNECTION UNITS	U.M.	Pieces per box
	[mm]	[mm]	A [mm]	B [mm]	C [mm]	A1 [mm]	B1 [mm]		
GAD200021	732X182	700X150	140	690	285-430	MAX 135	MAX 685	PCS	1
GAD200022	932X182	900X150	140	890	285-430	MAX 135	MAX 885	PCS	1
GAD200023	932X232	900X200	190	890	285-430	MAX 185	MAX 885	PCS	1

**WHITE PAINTED MOTORIZED DELIVERY GRILLE FOR LOW-PREVALENCE DUCTED UNITS**

**TECHNICAL SPECIFICATIONS**

- White painted aluminium
- Automatic opening in presence of air flow, automatic closure in absence of air flow
- Power supply 220 V
- Built-in power supply included

**GRILLE DE REFOULEMENT MOTORISÉE PEINTE EN BLANC POUR UNITÉ CANALISÉE À FAIBLE PRÉVALENCE**

**CARACTÉRISTIQUES TECHNIQUES**

- Aluminium peint en blanc
- Ouverture automatique en présence de débit d'air, fermeture automatique en l'absence de débit d'air
- Alimentation 220 V
- Bloc d'alimentation intégré inclus

**WEISS LACKIERTE MOTORISIERTE ZULUFTGITTER FÜR KANALISIERTE EINHEIT MIT NIEDRIGER FÖRDERHÖHE**

**TECHNISCHE EIGENSCHAFTEN**

- Weiß lackiertes Aluminium
- Automatisches Öffnen bei Vorhandensein eines Luftstroms, automatisches Schließen bei Nichtvorhandensein eines Luftstroms
- Stromversorgung 220 V
- Integriertes Netzteil im Lieferumfang enthalten



CODE	DESCRIPTION	ELECTRIC SUPPLY GRILLE			
		EXTERNAL FRAME [mm]	HOLE INSTALLATION SIZE [mm]	U.M.	Pieces per box
GAD200024	"STAR POINT" 700X150 -WHITE PAINTED (RAL 9010) ELECTRIC SUPPLY GRILLE FOR LOW HYDRAULIC HEAD DUCTED UNITS	732x182	700x150	PCS	1
GAD200025	"STAR POINT" 900X150 -WHITE PAINTED (RAL 9010) ELECTRIC SUPPLY GRILLE FOR LOW HYDRAULIC HEAD DUCTED UNITS	932x182	900x150	PCS	1
GAD200026	"STAR POINT" 700X200 -WHITE PAINTED (RAL 9010) ELECTRIC SUPPLY GRILLE FOR LOW HYDRAULIC HEAD DUCTED UNITS	932x232	900x200	PCS	1





# NEW SPARE PARTS CATALOGUE 2025



SCAN THE  
QR CODE





# Galaxy

Multi-zone Air Control System

## INDEX CATALOGUE 38

CODE	PAG.
11132600	23
11161295	24
11161296	24
11161297	24
11161298	24
11161854	115
11161855	115
11161856	115
11161857	115
11161874	115
11161875	115
11171722	93
11171723	93
11171724	93
11171725	94
11171726	94
11171732	95
11171733	95
11171734	95
11171735	96
11171736	96
11181407	20
11181454	101
11181530	18
11181540	18
11181551	102
11181556	102
11181561	102
11181566	102
11181571	102
11181610	19
11181620	19
11181630	19
11181640	19
11181650	19
11181660	19
11181670	19
11181680	19
11181683	103
11181685	103
11181687	103
11181689	103
11181691	103
11181693	103
11181695	103

CODE	PAG.
11181697	103
11181710	22
11181720	22
11181730	22
11181740	22
11181750	22
11181760	22
11181770	23
C20000806	18
C20000807	18
C20000808	18
C20000809	18
GAC500001	92
GAC500002	92
GAC500003	92
GAC500004	97
GAC500005	97
GAC500006	97
GAC500007	98
GAC500008	98
GAC500014	87
GAC500015	87
GAC500016	87
GAC500017	88
GAC500018	88
GAC500019	88
GAC500020	89
GAC500021	89
GAC500022	90
GAC500023	90
GAC500024	90
GAC500025	91
GAC500026	91
GAD100005	9
GAD100008	11
GAD100011	13
GAD100012	14
GAD100014	20
GAD100015	12
GAD100016	10
GAD200001	117
GAD200002	117
GAD200003	117
GAD200004	117
GAD200005	117

CODE	PAG.
GAD200006	117
GAD200007	117
GAD200008	117
GAD200013	117
GAD200014	117
GAD200015	117
GAD200016	117
GAD200017	117
GAD200018	117
GAD200019	117
GAD200020	117
GAD200021	123
GAD200022	123
GAD200023	123
GAD200024	121
GAD200025	121
GAD200026	121
GAD200027	119
GAD200028	119
GAD200029	119
GAD200030	119
GAD200031	119
GAD200032	119
GAD200033	119
GAD200034	119
GAD300001	105
GAD300002	105
GAD300003	105
GAD300004	105
GAD300005	105
GAD300006	24
GAD300007	105
GAD300008	105
GAD300009	105
GAD300010	105
GAD300011	105
GAD300014	107
GAD300015	107
GAD300016	107
GAD300017	107
GAD300018	107
GAD300019	17
GAD300020	17
GAD300021	17
GAD300022	17

CODE	PAG.
GAD400201	24
GAD400254	21
GAD400359	29
GAD400360	29
GAD400361	31
GAD400362	31
GAD400363	31
GAD400364	31
GAD400365	33
GAD400366	33
GAD400367	33
GAD400368	33
GAD400369	35
GAD400370	35
GAD400371	37
GAD400372	37
GAD400373	41
GAD400374	41
GAD400375	41
GAD400376	43
GAD400377	43
GAD400378	43
GAD400379	30
GAD400380	30
GAD400381	32
GAD400382	32
GAD400383	34
GAD400384	34
GAD400385	30
GAD400386	30
GAD400387	32
GAD400388	32
GAD400389	34
GAD400390	34
GAD400391	36
GAD400392	36
GAD400393	36
GAD400394	36
GAD400395	38
GAD400396	38
GAD400397	38
GAD400398	38
GAD400399	42
GAD400400	42
GAD400401	42



CODE	PAG.
GAD400402	42
GAD400403	44
GAD400404	44
GAD400405	44
GAD400406	44
GAD400407	45
GAD400408	45
GAD400409	29
GAD400410	31
GAD400411	31
GAD400412	33
GAD400413	33
GAD400414	35
GAD400415	37
GAD400416	30
GAD400417	30
GAD400418	32
GAD400419	32
GAD400420	34
GAD400421	34
GAD400422	36
GAD400423	36
GAD400424	38
GAD400425	38
GAD400493	29
GAD400495	30
GAD400496	30
GAD400499	31
GAD400500	31
GAD400503	32
GAD400504	32
GAD400507	33
GAD400508	33
GAD400511	34
GAD400512	34
GAD400515	35
GAD400517	36
GAD400518	36
GAD400521	37
GAD400523	38
GAD400524	38
GAD600001	113
GAD600003	109
GAD600004	109
GAD600005	109
GAD600006	109
GAD600007	109
GAD600008	109
GAD600009	109
GAD600010	109
GAD600011	109

CODE	PAG.
GAD600012	109
GAD600013	109
GAD600014	109
GAD600015	109
GAD600016	109
GAD600017	109
GAD600018	109
GAD600019	109
GAD600020	109
GAD600021	109
GAD600022	109
GAD600023	109
GAD600024	109
GAD600025	109
GAD600026	109
GAD600027	109
GAD600028	109
GAD600029	109
GAD600030	109
GAD600031	109
GAD600032	109
GAD600033	109
GAD600034	109
GAD600035	111
GAD600036	111
GAD600037	111
GAD600038	111
GAD600039	111
GAD600040	111
GAD600041	111
GAD600042	111
GAD600043	111
GAD600044	111
GAD600045	111
GAD600046	111
GAD600047	111
GAD600048	111
GAD600049	111
GAD600050	111

**NOTE**

