

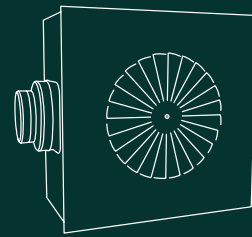
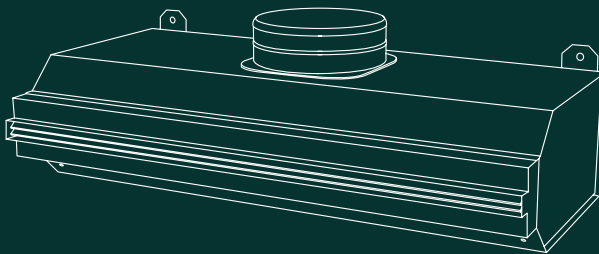






# Project Wind

Ventilation solutions



Creating the ideal climate and well-being in your home as well as in your office is possible thanks to our range of **delivery vents and return grilles, circular, square and linear diffusers, flexible hoses and round ducts for ducted systems, PAL panels with relative accessories.**

The catalogue also contains a **complete range of delivery plenums, collars and all the accessories you need to complete the system.**



# PRODUCT INDEX

08

Delivery/intake nozzle in white ABS plastic anticondensation  
Plenum in white ABS plastic anticondensation



13

Delivery nozzles in aluminum  
Insulated plenum with 3 inlets  
Calibration dampers



17

Aluminum linear delivery nozzles  
Aluminum delivery/intake nozzles  
Plenum for delivery/intake nozzles



20

Delivery/intake nozzles in abs  
Plenum in ABS plastic  
Fixing clips for plenum



22

Delivery nozzles with micro-nozzles



23

Aluminum return grids  
Aluminum return grids with filter  
Square mesh return grids



26

Air intake grids for false ceiling  
in aluminum/abs with filter return

Plenum for ducted in PAL



35

Round diffusers in aluminum  
Round diffusers in ABS



39

Long range aluminum diffusers  
Metal delivery/recovery ventilation valves  
Recovery ventilation valves in abs



43

Square aluminum diffusers  
Helicoidal diffusers  
Diffusers with adjustable nozzles  
Diffusers with perforated screen



55

Square diffusers in abs  
Square diffusers with plenum  
"CANOVA" diffusers  
for plasterboard ceilings



63

**Linear diffuser** in anti-condensation PVC **with damper - 1 slot-**  
1,2,3,4 ways in anti-condensation PVC or aluminium  
**Linear intake diffusers:**  
- 1,2,3,4 ways in anti-condensation PVC or aluminium



90

Plenum for linear diffusers  
1-2-3-4 ways



92

**Linear intake diffusers with dampers:** in anti-condensate PVC or aluminium with insulated plenum.

**Linear retracting diffuser in anti-condensate PVC with insulated damper and plenum** in anti-condensate PVC or aluminium with insulated plenum.

**Linear retracting diffuser in anti-condensate PVC with damper,** insulated plenum and central baffle: in anti-condensate PVC or aluminium with insulated plenum.



120

Polyester filtering rolls  
Flat filtering cells  
Corrugated filtering cells



124

“EOLO MINI” customised plenum  
“EOLO” customised plenum  
Customised plenum in insulated metal/expanded polyurethane (pal)



170

“EOLO MINI UNIVERSAL” plenum kit  
“EOLO UNIVERSAL” plenum kit  
Delivery/return plenum in pal



174

SVELTO KIT for  
“EOLO MINI UNIVERSAL” plenum  
SVELTO KIT for  
“EOLO UNIVERSAL” plenum  
Intake kit



184

Flexible aluminum ducted hoses  
with or without antibacterial  
Flexible ducted aluminum hoses  
insulated with or without antibacterial



189

Flexible ducted hoses in polyethylene  
Flexible ducted hoses  
in insulated polyethylene



192

Collars, reductions, joints  
Non-return valves  
Multiple derivations  
Aluminum straps and clamps



204

Panels in PAL  
Accessories for panels in PAL  
Round metal ducts



217

Round and rectangular pipes  
for ventilation in PVC  
Accessories



224


Round aluminum/copper grids  
Rectangular aluminum/copper grids



228

Round ABS grills  
Rectangular ABS grills  
Transit ABS/aluminum grills





**ALUMINIUM SUPPLY GRILLES WITH PAINT FINISH**



**ALUMINIUM ANODISED RETURN GRILLES**



**FLEXIBLE ALUMINIUM HOSES WITH INSULATED ANTIBACTERIAL TREATMENT**



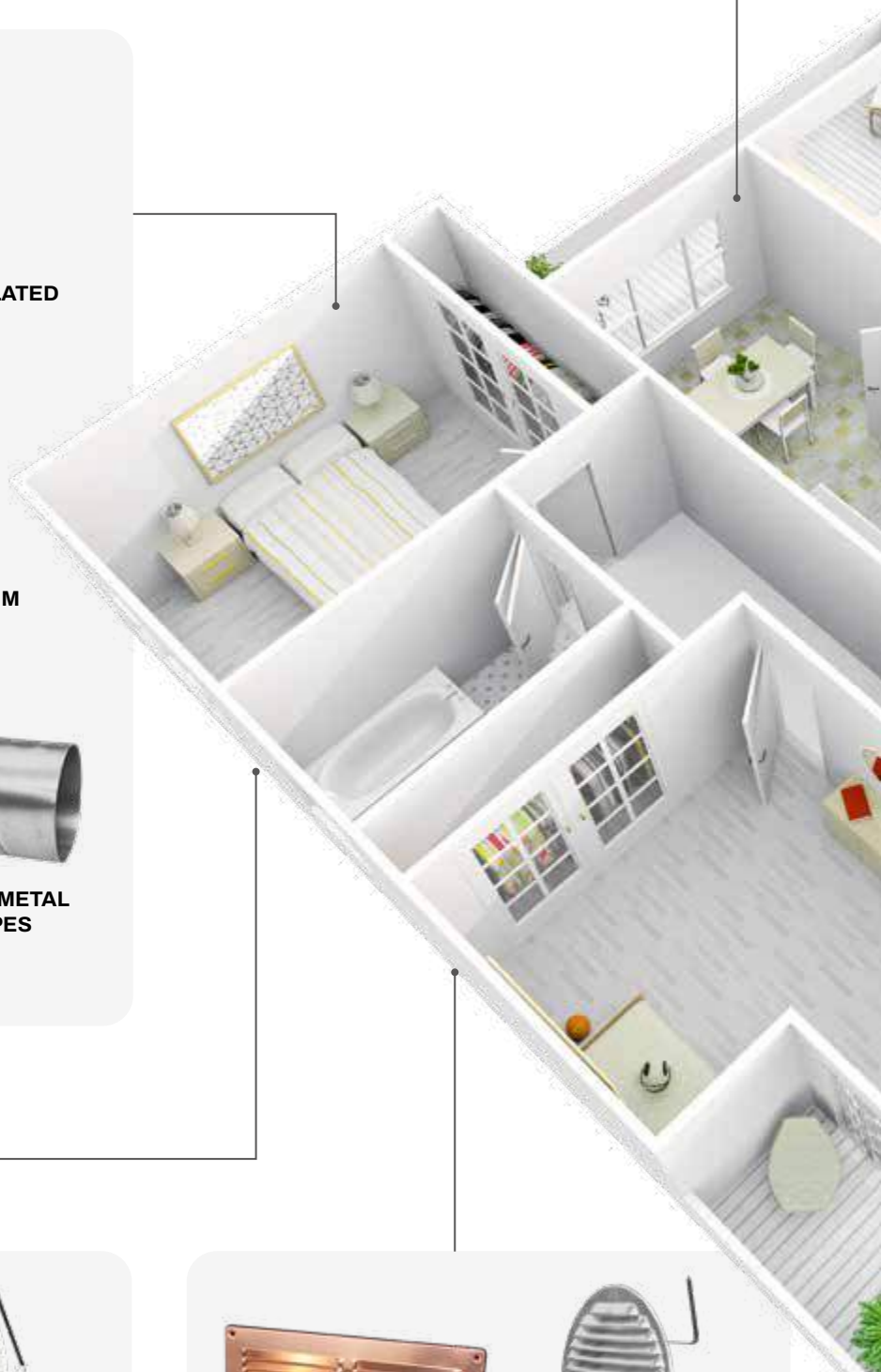
**FLEXIBLE HOSES IN SIMPLE ALUMINIUM AND DOUBLE WALLS**



**FLEXIBLE HOSES IN SIMPLE POLYETHYLENE AND DOUBLE WALLS**



**ROUND RIGID METAL SPIRAL PIPES**



**SQUARE GRILLES GRAVITY BLADES**



**ROUND GRILLES WITH FASTENING SPRING**



**RECTANGULAR COPPER GRILLES**



**ROUND ALUMINIUM GRILLES**





**INSULATED PLENUM WITH 3 INPUTS**



**RECTANGULAR PVC PIPES**



**ROUND PVC PIPES**



**ACCESSORIES FOR RECTANGULAR PVC PIPES**



**ACCESSORIES FOR PVC PIPES**



**PLENUM MADE OF POLYSTYRENE**



**ROUND DIFFUSERS IN ABS PLASTIC**



**ROUND DIFFUSERS IN ALUMINIUM**




**TRANSIT GRILLE IN ANODISED ALUMINIUM**



**TRANSIT GRILLE FOR DOOR IN ABS**



**SQUARE ALUMINIUM DIFFUSORS INCLUDING DAMPER AND PLENUM BOX**



**SQUARE ALUMINIUM DIFFUSORS INCLUDING DAMPER AND PLENUM BOX**

# WHY CHOOSE PRODUCTS MADE OF PLASTIC MATERIAL

Plastic is a condensation-resistant material due to several physical and chemical properties. It has low thermal conductivity: it prevents the rapid transfer of heat between the external and internal environments, reducing the formation of condensation. Its flexibility and ability to adapt to temperature changes without deforming also make it resistant to thermal shocks. Plastic materials prevent the growth of fungi, mold, and bacteria, and ensure excellent wall insulation.



LOW THERMAL CONDUCTIVITY




CONDENSATION-RESISTANT AND EXCELLENT INSULATION



RESISTANCE TO THERMAL SHOCKS



PREVENTS THE FORMATION OF VIRUSES, MOLD, AND BACTERIA



## BPAP

White ABS plastic supply and return grille, condensation-resistant

PAGE 9

## PPS

Telescopic plenum in white, condensation-resistant polystyrene

PAGE 10





## DELIVERY/INTAKE GRILLE IN ANTI-CONDENSATION WHITE PLASTIC ABS

### TECHNICAL SPECIFICATIONS

- One-piece moulded frame made of ABS plastic class V0 white ANTI-UVA
- Adjustable tear drop-shaped flaps with 20 mm centre distance in ABS class V0, easily adjustable with simultaneous motion
- Can be coupled with "PPA" plenum with clip fastening



## GRILLE DE REFOULEMENT / RÉCUPÉRATION EN PLASTIQUE ABS BLANC ANTI-CONDENSATION

### CARACTÉRISTIQUES TECHNIQUES

- Cadre moulé en un seul corps en plastique ABS, classe V0 blanc anti-UVA
- Ailettes en forme de goutte réglables avec un interaxe de 20 mm en abs classe V0 facilement réglables avec mouvement simultané
- Peut être couplé au plénum « PPA » avec attache clip



## ABLUF- UND ZULUFTGITTER AUS WEISSEM ABS-KUNSTSTOFF, OHNE KONDENSATBILDUNG

### TECHNISCHE EIGENSCHAFTEN

- Gestanzter Rahmen in einem einzigen Körper aus weißem, UVA-beständigem ABS-Kunststoff der Klasse V0
- Verstellbare tropfenförmige Klappen in einem Abstand von 20 mm in abs-klasse, leicht verstellbar mit gleichzeitiger bewegung
- Kann mit "PPA" Plenum mit Clipaufsatz verbunden werden

Ideal for design environments





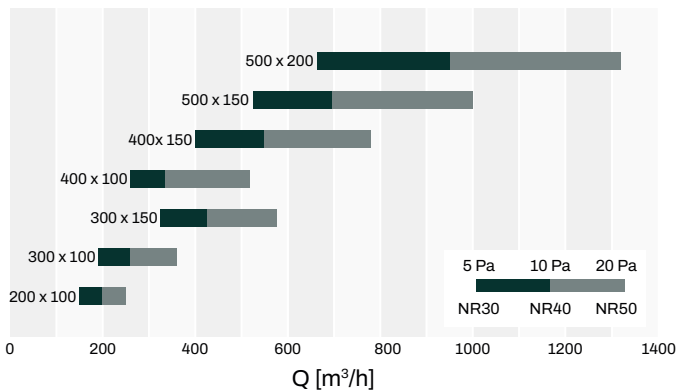
Image refers to the model PWD100014

Fixing with clips



Adjustable fins

### QUICK SELECTION AIRFLOW CAPACITY



Virtual reality



Datasheet



CODE	DESCRIPTION	EXTERNAL FRAME [mm]	BACK NECK [mm]	INST. HOLE [mm]	REAR COLLAR DEPTH [mm]	U.M.	Pieces per box
PWD100015	ABS NOZZLE - 200X100	233 x 133	185 x 85	200 x 100	41	PCS	1
PWD100016	ABS NOZZLE - 300X100	333 x 133	285 x 85	300 x 100	41	PCS	1
PWD100014	ABS NOZZLE - 300X150	333 x 183	285 x 135	300 x 150	41	PCS	1
PWD100017	ABS NOZZLE - 400X100	433 x 133	285 x 85	400 x 100	41	PCS	1
PWD100018	ABS NOZZLE - 400X150	433 x 183	385 x 135	400 x 150	41	PCS	1
<b>NEW</b> PWD100024	ABS NOZZLE - 500 X 150	533 x 183	500 x 150	485 x 135	41	PCS	1
<b>NEW</b> PWD100025	ABS NOZZLE - 500 X 200	533 x 233	500 x 200	485 x 185	41	PCS	1

Available from June 2025

**WHITE POLYSTYRENE PLENUM**

**TECHNICAL SPECIFICATIONS**

- Made in PS plastic (polystyrene)
- Adjustable calibration damper
- Hook between the grille and plenum with polystyrene clips
- Telescopic rear collar for hoses of various diameters
- Fixing on both plasterboard and brick
- Fixing on plasterboard with self-threading screws on the 4 side flaps
- Built-in spirit level

**PLÉNUM EN POLYSTYRÈNE BLANC**

**CARACTÉRISTIQUES TECHNIQUES**

- Réalisé en plastique PS (polystyrène)
- Registre d'étalonnage papillon réglable
- Accrochage entre l'évent et le plénum à l'aide de clips en polystyrène
- Collier arrière télescopique pour tuyaux de différents diamètres
- Fixation sur plaque de plâtre et sur maçonnerie
- Fixation sur plaque de plâtre par vis autotaraudeuses sur les 4 ailettes latérales
- Bulle intégrée

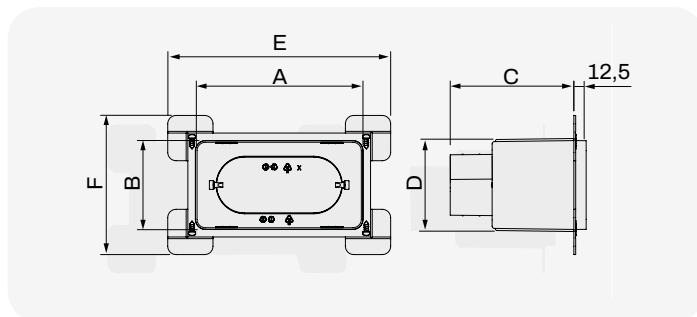
**PLENUM AUS WEISSEM POLYSTYROL**

**TECHNISCHE EIGENSCHAFTEN**

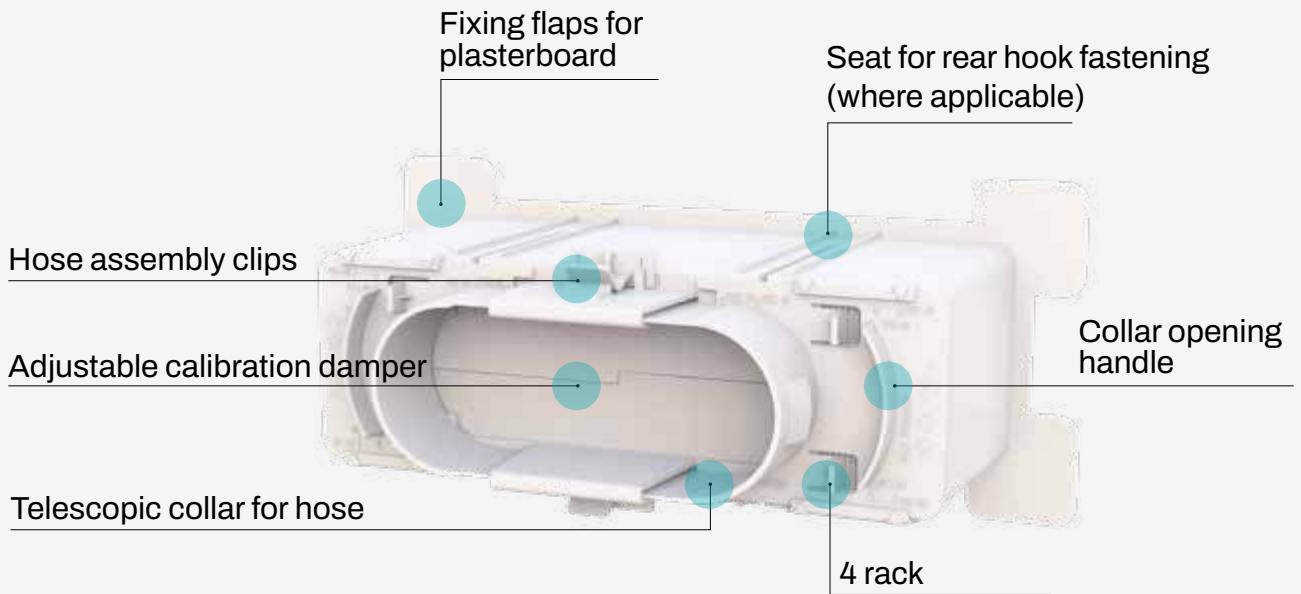
- Gefertigt aus PS-Kunststoff (Polystyrol)
- Einstellbare Butterfly-Kalibrierungsklappe
- Anschluss zwischen Öffnung und Plenum mit Clips aus Polystyrol
- Hinterer Teleskopschelle für Schläuche mit verschiedenen Durchmessern
- Befestigung sowohl an Gipskarton als auch an Mauerwerk
- Befestigung an Gipskarton mittels selbstschneidenden Schrauben an den 4 seitlichen Lamellen
- Eingebaute Libelle



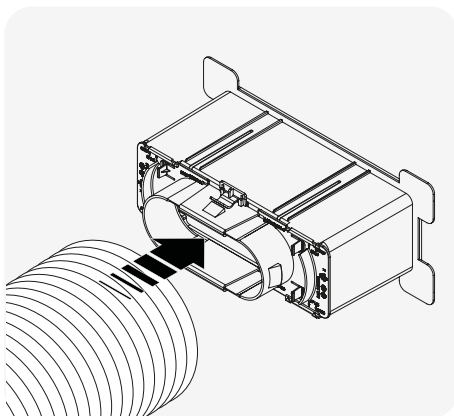
Stop using zip ties or iron wires to tighten the pipe to the clamp. **Speed up installation while saving!**



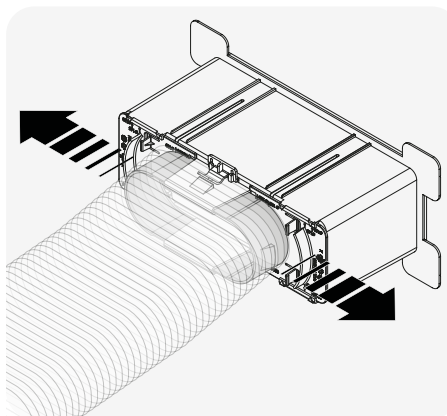
CODE	A [mm]	B [mm]	C [mm]	D [mm]	E [mm]	F [mm]	Ø COLLO PLENUM
PWD402430	200	100	150	110	270	170	125
PWD402431	300	100	190	120	370	170	150 - 165 - 180 - 200
PWD402432	400	100	190	120	470	170	150 - 165 - 180 - 200
PWD402433	300	150	190	150	370	210	150 - 165 - 180 - 200
PWD402434	400	150	190	150	470	210	150 - 165 - 180 - 200
PWD402440	500	150	190	150	570	210	150 - 165 - 180 - 200
PWD402441	500	200	190	150	570	250	200



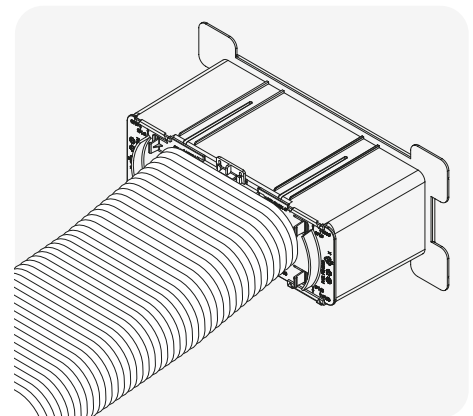
**DETAIL TELESCOPIC REAR COLLAR FOR HOSES OF VARIOUS DIAMETERS (125-160-200-250)**



Insert the hose into the collar



Using the slots, pull outwards until the hose engages the 4 side hooks



Tighten the hose if necessary via the side hooks





Example of fixing on masonry




Example of fixing on masonry with plaster



Fixing by means of screws  
Example of fixing on plasterboard



Example of fixing on plasterboard with BPAP model grille

CODE	DESCRIPTION	U.M.	 Pieces per box
PWD402430	PLENUM IN PS WITH TELESCOPIC REAR COLLAR FOR 200X100 GRILLE	PCS	1
PWD402431	PLENUM IN PS WITH TELESCOPIC REAR COLLAR FOR 300X100 GRILLE	PCS	1
PWD402432	PLENUM IN PS WITH TELESCOPIC REAR COLLAR FOR 400X100 GRILLE	PCS	1
PWD402433	PLENUM IN PS WITH TELESCOPIC REAR COLLAR FOR 300X150 GRILLE	PCS	1
PWD402434	PLENUM IN PS WITH TELESCOPIC REAR COLLAR FOR 400X150 GRILLE	PCS	1
PWD402440*	PLENUM IN PS WITH TELESCOPIC REAR COLLAR FOR 500X150 GRILLE	PCS	1
PWD402441*	PLENUM IN PS WITH TELESCOPIC REAR COLLAR FOR 500X200 GRILLE	PCS	1
ACD600091	MVHR BOX BRACKET KIT	KIT	1

Available from February 2025  
\* Available from June 2025

 **DELIVERY GRILLE IN ANODISED ALUMINIUM**

**TECHNICAL SPECIFICATIONS**

- Made of anodised aluminium
- Fastening by means of clips
- Individually adjustable horizontal and vertical flaps
- Ready for installation of calibration damper
- For wall installation

 **GRILLE DE REFOULEMENT EN ALUMINIUM ANODISÉ**


**CARACTÉRISTIQUES TECHNIQUES**

- Fabriqué en aluminium anodisé
- Fixation au moyen de clips
- Ailettes horizontales et verticales réglables individuellement
- Prédéposé pour l'installation du registre d'étalonnage
- Pour l'installation murale

 **ZULUFTGITTER AUS ELOXIERTEM ALUMINIUM**

**TECHNISCHE EIGENSCHAFTEN**

- Aus eloxiertem Aluminium
- Befestigung mittels Clips
- Individuell einstellbare horizontale und vertikale Klappen
- Für den Einbau der Kalibrierklappe vorgerichtet
- Zur Wandmontage geeignet

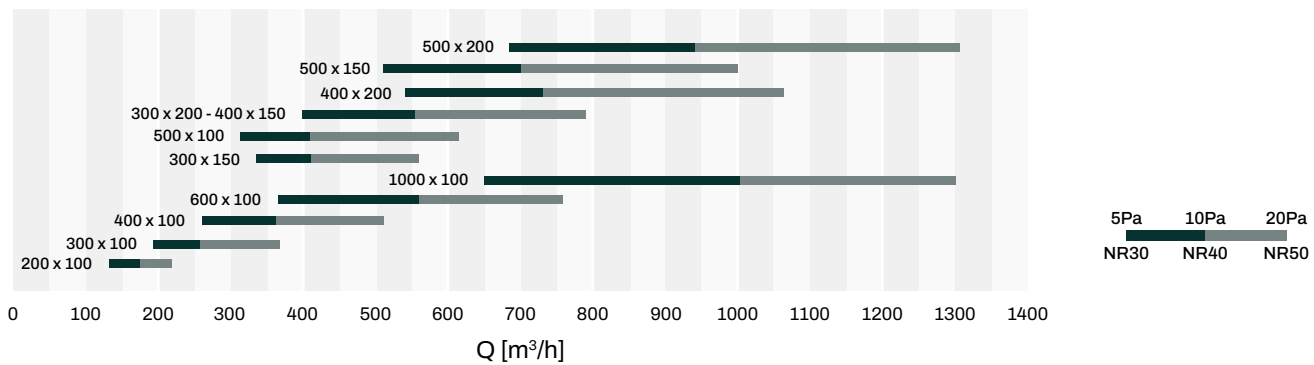



For plenum see pag.15

Datasheet



**RAPID AIR FLOW RATE SELECTION**



CODE	DESCRIPTION	EXTERNAL FRAME	BACK NECK DIMENSION	REAR COLLAR DEPTH	T LANCE [m]		U.M	 Pieces per box
		[mm]	[mm]	[mm]	Min.	Max.		
W11161500	ANODISED ALUMINIUM SUPPLY GRILLES 232x132mm	232 x 132	190 x 90	40	2,4	4,8	PCS	1
W11161505	ANODISED ALUMINIUM SUPPLY GRILLES 332x132mm	332 x 132	290 x 90	40	3,1	6	PCS	1
W11161510	ANODISED ALUMINIUM SUPPLY GRILLES 432x132mm	432 x 132	390 x 90	40	3,5	7,2	PCS	1
PWC100053	ANODISED ALLUMINIUM SUPPLY GRILLES 532x132mm	532 x 132	490 x 140	40	4	8	PCS	1
PWC100018	ANODISED ALUMINIUM SUPPLY GRILLES 632x132mm	632 x 132	590 x 90	40	4,5	8,9	PCS	1
PWC100019	ANODISED ALUMINIUM SUPPLY GRILLES 1032x132mm	1032 x 132	990 x 90	40	5,8	11,6	PCS	1
W11161512	ANODISED ALUMINIUM SUPPLY GRILLES 332x182mm	332 x 182	290 x 140	40	3,8	7,5	PCS	1
W11161515	ANODISED ALUMINIUM SUPPLY GRILLES 332x232mm	332 x 232	290 x 190	46	4,5	8,9	PCS	1
W11161519	ANODISED ALUMINIUM SUPPLY GRILLES 432x182mm	432 x 182	390 x 140	46	4,5	8,9	PCS	1
W11161520	ANODISED ALUMINIUM SUPPLY GRILLES 432x232mm	432 x 232	390 x 190	40	5,1	10,4	PCS	1
W11161521	ANODISED ALUMINIUM SUPPLY GRILLES 532x182mm	532 x 182	490 x 140	40	5	10	PCS	1
W11161522	ANODISED ALUMINIUM SUPPLY GRILLES 532x232mm	532 x 232	490 x 190	40	5,8	11,6	PCS	1

 **DELIVERY GRILLE IN WHITE PAINTED ALUMINIUM**

**TECHNICAL SPECIFICATIONS**

- Made of white painted aluminium RAL 9016
- Fastening by means of clips
- Individually adjustable horizontal and vertical flaps
- Ready for installation of calibration damper
- For wall installation

 **GRILLE DE REFOULEMENT EN ALUMINIUM PEINT BLANC**

**CARACTÉRISTIQUES TECHNIQUES**

- Fabriqué en aluminium peint en blanc RAL 9016
- Fixation au moyen de clips
- Ailettes horizontales et verticales réglables individuellement
- Prédéposé pour l'installation du registre d'étalonnage
- Pour l'installation murale

 **ZULUFTGITTER AUS WEISS LACKIERTEM ALUMINIUM**

**TECHNISCHE EIGENSCHAFTEN**

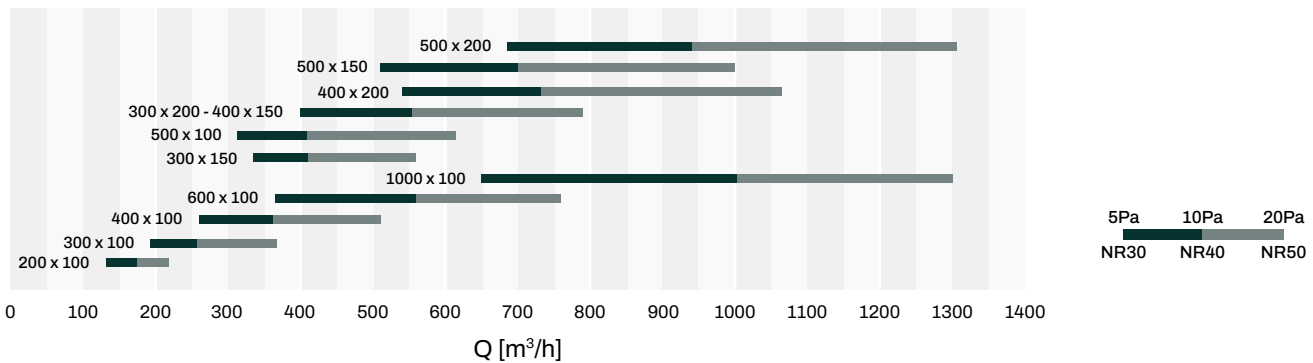
- Aus weiß lackiertem Aluminium RAL 9016
- Befestigung mittels Clips
- Individuell einstellbare horizontale und vertikale Klappen
- für den Einbau der Kalibrierklappe vorgerichtet
- Zur Wandmontage geeignet



For plenum see pag.15



**RAPID AIR FLOW RATE SELECTION**



CODE	DESCRIPTION	EXTERNAL FRAME	BACK NECK DIMENSION	REAR COLLAR DEPTH	T LANCE [m]		U.M	Pices per box
		[mm]	[mm]	[mm]	Min.	Max.		
WB11161500	ALUMINIUM SUPPLY REGISTERS PAINTED - WHITE 232x132mm	232 x 132	190 x 90	40	2,4	4,8	PCS	1
WB11161505	ALUMINIUM SUPPLY REGISTERS PAINTED - WHITE 332x132mm	332 x 132	290 x 90	40	3,1	6	PCS	1
WB11161510	ALUMINIUM SUPPLY REGISTERS PAINTED - WHITE 432x132mm	432 x 132	390 x 90	40	3,5	7,2	PCS	1
PWC100049	ALLUMINIUM SUPPLY REGISTRTERS PAINTED - WHITE 532x132 mm	532 x 132	490 x 90	40	4	8	PCS	1
PWC100020	ALUMINIUM SUPPLY REGISTERS WHITE - 632x132mm	632 x 132	590 x 90	40	4,5	8,9	PCS	1
PWC100021	ALUMINIUM SUPPLY REGISTERS WHITE - 1032x132mm	1032 x 132	990 x 90	40	5,8	11,6	PCS	1
WB11161512	ALUMINIUM SUPPLY REGISTERS PAINTED - WHITE 332x182mm	332 x 182	290 x 140	40	3,8	7,5	PCS	1
WB11161515	ALUMINIUM SUPPLY REGISTERS PAINTED - WHITE 332x232mm	332 x 232	290 x 190	46	4,5	8,9	PCS	1
WB11161519	ALUMINIUM SUPPLY REGISTERS PAINTED - WHITE 432x182mm	432 x 182	390 x 140	46	4,5	8,9	PCS	1
WB11161520	ALUMINIUM SUPPLY REGISTERS PAINTED - WHITE 432x232mm	432 x 232	390 x 190	40	5,1	10,4	PCS	1
WB11161521	ALUMINIUM SUPPLY REGISTERS PAINTED - WHITE 532x182mm	532 x 182	490 x 140	40	5	10	PCS	1
WB11161522	ALUMINIUM SUPPLY REGISTERS PAINTED - WHITE 532x232mm	532 x 232	490 x 190	40	5,8	11,6	PCS	1

 **INSULATED PLENUM  
PREPARED FOR 3 INPUTS**

**TECHNICAL SPECIFICATIONS**

- Made of galvanized metal sheet
- Closed-cell polyethylene outer coating
- Pre-cut holes (upper, lower, side)
- Collar for hose coupling supplied (in table list of possible combinations).

 **PLÉNUM ISOLÉ PRÉDISPOSÉ  
POUR 3 ENTRÉES**

**CARACTÉRISTIQUES TECHNIQUES**

- Fabriqué en tôle galvanisée
- Revêtement extérieur en polyéthylène à cellules fermées
- Trous prédécoupés (haut, bas, côté)
- Collier pour raccords de tuyau fourni (dans la liste des combinaisons possibles).

 **ISOLIERTES PLENUM FÜR 3  
EINGÄNGE VORBEREITET**

**TECHNISCHE EIGENSCHAFTEN**

- Aus verzinktem Blech
- Außenbeschichtung aus Polyethylen mit geschlossenen Zellen
- Vorgestanzte Öffnungen (oben, unten, seitlich)
- Schellen für Rohranschlüsse mitgeliefert (siehe Tabelle der möglichen Kombinationen).

**EXAMPLE SIDE COLLAR**

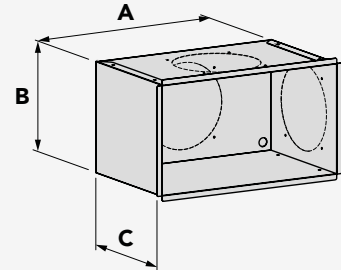


 **MADE IN ITALY**

**EXAMPLE UPPER COLLAR**




**EXAMPLE SIDE COLLAR**



For collars see pag. 191/195

Datasheet



CODE	DESCRIPTION	FOR REGISTER	EXTERNAL FRAME	PLENUM DEPTH	PRE-CUT HOLE	BACK NECK DIM.	UPPER / LOWER COLLAR	SIDE COLLAR (RIGHT - LEFT)	U.M.	 Pieces per box
		[mm]	AxB [mm]	C [mm]	[mm]	MOD.	MOD.	MOD.		
PWD100003	INSULATED PLENUM WITH 3 INPUTS - COLLAR PROVIDED MOD. C3 Ø125-150 - 232x132	232 x 132	210 x 110	205	150	C3 OVAL Ø 125-150	C3 OVAL Ø 125-150	C3 OVAL Ø 125-150	PCS	1
PWD100004	INSULATED PLENUM WITH 3 INPUTS - COLLAR PROVIDED MOD. C3 Ø125-150 - 332x132	332 x 132	310 x 110	205	150	C3 OVAL Ø 125-150	C3 OVAL Ø 125-150	C3 OVAL Ø 125-150	PCS	1
PWD100006	INSULATED PLENUM WITH 3 INPUTS - COLLAR PROVIDED MOD. C3 Ø125-150 - 432x132	432 x 132	410 x 110	205	150	C3 OVAL Ø 125-150	C3 OVAL Ø 125-150	C3 OVAL Ø 125-150	PCS	1
PWD100009	INSULATED PLENUM WITH 3 INPUTS - COLLAR PROVIDED MOD. C3 Ø125-150 - 532x132	532 x 132	510 x 110	205	150	C3 OVAL Ø 125-150	C3 OVAL Ø 125-150	C3 OVAL Ø 125-150	PCS	1
PWD400080	INSULATED PLENUM WITH 3 INLETS FOR COLLARS MOD. C3 Ø125-150 - 632x132	632 x 132	610 x 110	205	150	C3 OVAL Ø 125-150	C3 OVAL Ø 125-150	C3 OVAL Ø 125-150	PCS	1
PWD400081	INSULATED PLENUM WITH 3 INLETS FOR COLLARS MOD. C3 Ø125-150 - 1032x132	1032 x 132	1010 x 110	205	150	C3 OVAL Ø 125-150	C3 OVAL Ø 125-150	C3 OVAL Ø 125-150	PCS	1
PWD100005	INSULATED PLENUM WITH 3 INPUTS - COLLAR PROVIDED MOD. E5 Ø150 - 332x182	332 x 182	310 x 160	205	150	E5 Ø 150	E5 Ø150	E5 Ø 150	PCS	1
PWD100001	INSULATED PLENUM WITH 3 INPUTS - COLLAR PROVIDED MOD. E5 Ø150 - 432x182	432 x 182	410 x 160	205	150	E5 Ø 151	E5 Ø150	E5 Ø 150	PCS	1
PWD100010	INSULATED PLENUM WITH 3 INPUTS - COLLAR PROVIDED MOD. E5 Ø150 - 532x182	532 x 182	510 x 160	205	150	N°2 x E5 Ø 150	No.2 x E5 Ø150	E5 Ø 150	PCS	1
PWD400222	INSULATED PLENUM FOR 3 INPUTS SET UP FOR COLLARS MOD. E5 Ø150 - 1032x182	1032 x 182	1010 110	205	150	N°2 x E5 Ø 150	No.2 x E5 Ø150	E5 Ø 150	PCS	1
PWD100007	INSULATED PLENUM WITH 3 INPUTS - COLLAR PROVIDED MOD. B2 Ø150-200 - 332x232	332 x 232	310 x 210	205	200	B2 Ø 150-200	B2 Ø150-200	B2 Ø 150-200	PCS	1
PWD100008	INSULATED PLENUM WITH 3 INPUTS - COLLAR PROVIDED MOD. B2 Ø150-200 - 432x232	432 x 232	410 x 210	205	200	B2 Ø 150-200	B2 Ø150-200	B2 Ø 150-200	PCS	1
PWD100002	INSULATED PLENUM WITH 3 INPUTS - COLLAR PROVIDED MOD. B2 Ø150-200 - 532x232	532 x 232	510 x 210	205	200	No.2 x B2 Ø150-200	No.2 x B2 Ø150-200	B2 Ø 150-200	PCS	1
PWD400311	INSULATED PLENUM FOR 3 INPUTS SET UP FOR COLLARS MOD. B2 Ø150-200 - 532x332	532 x 332	510 x 310	205	200	No.2 x B2 Ø150-200	No.2 x B2 Ø150-200	B2 Ø 150-200	PCS	1

**INSULATED MULTI-INTAKE PLENUM MVHR + CLIMA**

**TECHNICAL SPECIFICATIONS**

- Made of galvanized metal sheet
- Closed-cell polyethylene outer coating
- Pre-cut holes (upper, lower, side)
- Collar for hose coupling supplied (in table list of possible combinations).
- Pre-cut holes for MVHR
- Connectors for flexible CMV hose Ø92 / Ø75 on request

**PLÉNUM ISOLÉ À PLUSIEURS ENTRÉES VMC + CLIMA**

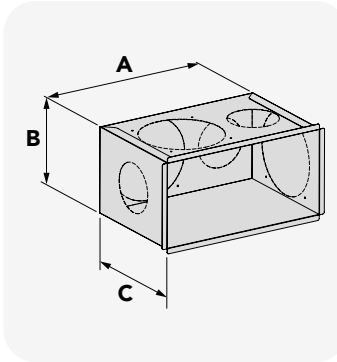

**CARACTÉRISTIQUES TECHNIQUES**

- Fabriqué en tôle galvanisée
- Revêtement extérieur en polyéthylène à cellules fermées
- Trous prédécoupés (haut, bas, côté)
- Collier pour raccords de tuyau fourni (dans la liste des combinaisons possibles).
- Trous prédécoupés pour VMC
- =- Connecteurs pour flexible MVHR Ø92 / Ø75 sur demande

**ISOLIERTES PLENUM MIT MEHREREN EINGÄNGEN WRG-LÜFTUNG + KLIMAGERÄTE**

**TECHNISCHE EIGENSCHAFTEN**

- Aus verzinktem Blech
- Außenbeschichtung aus Polyethylen mit geschlossenen Zellen
- Vorgestanzte Öffnungen (oben, unten, seitlich)
- Schellen für Rohranschlüsse mitgeliefert (siehe Tabelle der möglichen Kombinationen).
- Vorgestanzte Öffnungen für WRG-Lüftung
- Flexible Schlauchanschlüsse WRG-Lüftung Ø92 / Ø75 auf Anfrage



FOR CONNECTION CODE OF FLEXIBLE HOSE SEE PAG. 80 OF CATALOGUE APPLYCO

Datasheet

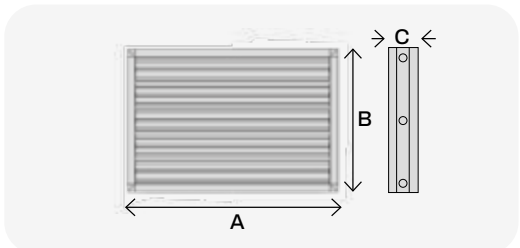


CODE	DESCRIPTION	FOR REGISTER	EXTERNAL FRAME	PLENUM DEPTH	PRE-CUT HOLE	BACK NECK DIM.	UPPER / LOWER COLLAR	SIDE COLLAR (RIGHT-LEFT)	U.M.	Pieces per box
		[mm]	AxB [mm]	C [mm]	[mm]	MOD.	MOD.	MOD.		
PWD400381	INSULATED PLENUM PREPARED FOR 3 INPUTS FOR COLLARS MOD. E5 Ø150 - 400x150	432 x 182	410 x 160	205	150	E5 Ø 150	E5 Ø 150	E5 Ø 150	PCS	1
PWD400382	INSULATED PLENUM PREPARED FOR 3 INPUTS FOR COLLARS MOD. C3 Ø125-150 - 200x100	232 x 132	210 x 110	205	150	C3 OVAL Ø 125-150	C3 OVAL Ø 125-150	C3 OVAL Ø 125-150	PCS	1
PWD400383	INSULATED PLENUM PREPARED FOR 3 INPUTS FOR COLLARS MOD. C3 Ø125-150 - 300x100	332 x 132	310 x 110	205	150	C3 OVAL Ø 125-150	C3 OVAL Ø 125-150	C3 OVAL Ø 125-150	PCS	1
PWD400384	INSULATED PLENUM PREPARED FOR 3 INPUTS FOR COLLARS MOD. E5 Ø150 - 300x150	332 x 182	310 x 160	205	150	E5 Ø 150	E5 Ø 150	E5 Ø 150	PCS	1
PWD400385	INSULATED PLENUM PREPARED FOR 3 INPUTS FOR COLLARS MOD. C3 Ø125-150 - 400x100	432 x 132	410 x 110	205	150	C3 OVAL Ø 125-150	C3 OVAL Ø 125-150	C3 OVAL Ø 125-150	PCS	1

**CALIBRATION DAMPER FOR ALUMINIUM DELIVERY GRILLES**

**FERMETURE DE CALIBRAGE POUR GRILLES D'ENTRÉE EN ALUMINIUM**

**KALIBRIERKLAPPE FÜR ZULÜFTER AUS ALUMINIUM**



CODE	FOR SUPPLY GRILLES	DIMENSIONS			U.M.	Pieces per box
	[mm]	A [mm]	B [mm]	C [mm]		
W11161560	200 x 100	185	80	50	PCS	1
W11161561	300 x 100	285	80	50	PCS	1
W11161568	300 x 150	285	130	50	PCS	1
W11161563	300 x 200	285	180	50	PCS	1
W11161562	400 x 100	385	80	50	PCS	1
W11161559	400 x 150	385	130	50	PCS	1
W11161564	400 x 200	385	180	50	PCS	1
PWC100054	500 x 100	485	80	50	PCS	1
W11161569	500 x 150	485	130	50	PCS	1
W11161548	500 x 200	485	180	50	PCS	1
PWC100026	600 x 100	585	80	50	PCS	1
PWC100027	1000 x 100	985	80	50	PCS	1

Datasheet



For delivery nozzles see p. 13/14



 **LINEAR DELIVERY GRILLE IN ANODISED ALUMINIUM WITH STRAIGHT FIXED FLAPS FRAME**

**TECHNICAL SPECIFICATIONS**

- Straight fixed flaps pitch 12.5 mm
- Fastening by means of clips
- Tilt angle 0°
- Silver anodised aluminium finish
- For wall installation

 **GRILLE DE REFOULEMENT LINÉAIRE EN ALUMINIUM ANODISÉ AVEC CADRE À AILETTES FIXES DROITES**

**CARACTÉRISTIQUES TECHNIQUES**

- Ailettes droites fixes au pas de 12,5 mm
- Fixation au moyen de clips
- Angle d'inclinaison à 0°
- Finition en aluminium anodisé argenté
- Pour l'installation murale

 **LINEARZULUFTGITTER AUS ELOXIERTEM ALUMINIUM MIT RAHMEN AUS GERADEN FESTSTEHENDEN LAMELLEN**

**TECHNISCHE EIGENSCHAFTEN**

- Gerade feste Klappen im Abstand von 12,5 mm
- Befestigung mittels Clips
- 0° Neigungswinkel
- Silber eloxierte Aluminium-Oberfläche
- Zur Wandmontage geeignet



Datasheet



CODE	DESCRIPTION	EXTERNAL FRAME	BACK NECK DIM.	INSTALLATION HOLE SIZE	REAR COLLAR DEPTH	FLOW RATE	U.M.	Pieces per box
		[mm]	[mm]	[mm]	[mm]	[m³/h]		
11175100	LINEAR GRILLE IN ANODISED ALUMINIUM WITH FRAME AND FIXED BLADES 300x100mm	335 x 135	285 x 85	300 x 100	45	80 - 160	PCS	1
11175105	LINEAR GRILLE IN ANODISED ALUMINIUM WITH FRAME AND FIXED BLADES 400x100mm	435 x 135	285 x 85	400 x 100	45	130 - 260	PCS	1
11175110	LINEAR GRILLE IN ANODISED ALUMINIUM WITH FRAME AND FIXED BLADES 500x100mm	538 x 138	488 x 88	500 x 100	45	180 - 380	PCS	1
11175115	LINEAR GRILLE IN ANODISED ALUMINIUM WITH FRAME AND FIXED BLADES 600x100mm	635 x 135	585 x 85	600 x 100	45	250 - 490	PCS	1
11175120	LINEAR GRILLE IN ANODISED ALUMINIUM WITH FRAME AND FIXED BLADES 800x100mm	835 x 135	785 x 85	800 x 100	45	350 - 720	PCS	1

 **LINEAR DELIVERY GRILLE IN WHITE PAINTED ALUMINIUM WITH FIXED FLAPS FRAME INCLINED AT 15°**

**TECHNICAL SPECIFICATIONS**

- Fixed flaps pitch 12.5mm
- Fastening by means of clips
- Tilt angle 15°
- White painted anodised aluminium finish RAL 9016
- For wall installation

 **GRILLE DE REFOULEMENT LINÉAIRE EN ALUMINIUM PEINT BLANC AVEC CADRE À AILETTES FIXES INCLINÉ À 15°**

**CARACTÉRISTIQUES TECHNIQUES**

- Ailettes à pas fixe de 12,5 mm
- Fixation au moyen de clips
- Angle d'inclinaison à 15°
- Finition en aluminium anodisé peint en blanc RAL 9016
- Pour l'installation murale

 **LINEARZULUFTGITTER AUS WEISS LACKIERTEM ALUMINIUM MIT RAHMEN AUS FESTSTEHENDEN UM 15°-GRAD LAMELLEN**

**TECHNISCHE EIGENSCHAFTEN**

- Feste Klappen im Abstand von 12,5 mm
- Befestigung mittels Clips
- 15° Neigungswinkel
- Weiß lackierte eloxierte Aluminium-Finish RAL 9016
- Zur Wandmontage geeignet



Datasheet



CODE	DESCRIPTION	EXTERNAL FRAME	BACK NECK DIM.	INSTALLATION HOLE SIZE	REAR COLLAR DEPTH	FLOW RATE	U.M.	Pieces per box
		[mm]	[mm]	[mm]	[mm]	[m³/h]		
PWC100010	LINEAR GRILLES WITH FRAME AND FIX FINS (INCLINATION AT 15°), WHITE ANODISED ALUM. - 300X150	335 x 185	285 x 135	300 x 150	40	160 - 330	PCS	1
PWC100011	LINEAR GRILLES WITH FRAME AND FIX FINS (INCLINATION AT 15°), WHITE ANODISED ALUM. - 300X200	335 x 235	285 x 185	300 x 200	40	250 - 500	PCS	1
PWC100012	LINEAR GRILLES WITH FRAME AND FIX FINS (INCLINATION AT 15°), WHITE ANODISED ALUM. - 400X150	435 x 185	385 x 135	400 x 150	40	250 - 500	PCS	1
PWC100013	LINEAR GRILLES WITH FRAME AND FIX FINS (INCLINATION AT 15°), WHITE ANODISED ALUM. - 400X200	435 x 235	385 x 185	400 x 200	40	360 - 730	PCS	1
PWC100014	LINEAR GRILLES WITH FRAME AND FIX FINS (INCLINATION AT 15°), WHITE ANODISED ALUM. - 500X150	535 x 185	485 x 135	500 x 150	40	330 - 680	PCS	1
PWC100015	LINEAR GRILLES WITH FRAME AND FIX FINS (INCLINATION AT 15°), WHITE ANODISED ALUM. - 500X200	535 x 235	485 x 185	500 x 200	40	470 - 970	PCS	1
PWC100016	LINEAR GRILLES WITH FRAME AND FIX FINS (INCLINATION AT 15°), WHITE ANODISED ALUM. - 600X200	635 x 235	585 x 185	600 x 200	40	590 - 1200	PCS	1
PWC100017	LINEAR GRILLES WITH FRAME AND FIX FINS (INCLINATION AT 15°), WHITE ANODISED ALUM. - 800X200	835 x 235	785 x 185	800 x 200	40	810 - 1660	PCS	1

**DELIVERY GRILLE IN WHITE PAINTED ALUMINIUM FOR LOW-PREVALENCE DUCTED UNIT**

**TECHNICAL SPECIFICATIONS**

- Made of white painted aluminium RAL 9010
- Fastening by means of clips /magnet
- Individually adjustable horizontal and vertical flaps

**GRILLE DE REFOULEMENT EN ALUMINIUM PEINT BLANC POUR UNITÉ CANALISÉE À FAIBLE PRÉVALENCE**

**CARACTÉRISTIQUES TECHNIQUES**

- Fabriquée en aluminium peint en blanc RAL9010
- Fixation au moyen de clips /aimants
- Ailettes horizontales et verticales réglables individuellement

**ZULUFTGITTER AUS WEISS LACKIERTEM ALUMINIUM FÜR KANALISIERTE EINHEIT MIT NIEDRIGER FÖRDERHÖHE**

**TECHNISCHE EIGENSCHAFTEN**

- Aus weiß lackiertem Aluminium RAL 9010
- Befestigung mittels Clips /Magnet
- Individuell einstellbare horizontale und vertikale Klappen

**QUICK SELECTION AIR LOAD CAPACITY**

CODE	AIR FLOW MIN. [m³/h]		LWA dB[A]		Dp¹ [Pa]	
	min	max	min	max	min	max
C11126363	580	1160	30	48	5	20
C11126364	780	1570	31	50	5	20
C11126367	990	1970	32	51	5	20
C11126368	1320	2640	34	52	5	20
PWC100042	1320	2640	34	52	5	20
PWC100043	510	1030	29	48	5	20
PWC100044	650	1300	30	49	5	20
PWC100055	1500	2100	33	51	5	20
PWC100057	1190	2370	33	52	5	20
PWC100058	680	1360	30	49	5	20
PWC100059	380	760	28	46	5	20



**QUICK SELECTION AIR LOAD CAPACITY**

CODE	AIR FLOW MIN. [m³/h]		LWA dB[A]		Dp¹ [Pa]	
	min	max	min	max	min	max
PWC100060	680	1360	30	49	5	20
PWC100062	510	1030	29	48	5	20

**Datasheet**



CODE	DESCRIPTION	EXTERNAL FRAME	BACK NECK DIM.	REAR COLLAR DEPTH	T-LANCE	U.M.	Pieces per box
		[mm]	[mm]	[mm]	[m]		
C11126363	ALUMINIUM SUPPLY GRILLE, POWDER PAINT FINISH WHITE 695x190mm	702x197	650x145	43	11	PCS	1
C11126364	ALUMINIUM SUPPLY GRILLE, POWDER PAINT FINISH WHITE 895x190mm	902x194	850x145	43	12,8	PCS	1
C11126367	ALUMINIUM SUPPLY GRILLE, POWDER PAINT FINISH WHITE 1031x181mm	1037x187	985x135	43	14,3	PCS	1
C11126368	ALUMINIUM SUPPLY GRILLE, POWDER PAINT FINISH WHITE 1031x231mm	1037x187	985x185	43	16,5	PCS	1
PWC100042	ALUMINIUM SUPPLY GRILLE, POWDER PAINT FINISH WHITE 1067x160mm	1104x197	1052x145	43	16,5	PCS	1
PWC100043	ALUMINIUM SUPPLY GRILLE, POWDER PAINT FINISH WHITE 374 x 214mm	387x222	335x 170	43	10,4	PCS	1
PWC100044	ALUMINIUM SUPPLY GRILLE, POWDER PAINT FINISH WHITE 524 x 214mm	537x222	485x170	43	22,6	PCS	1
PWC100055	SUPPLY GRILLE HOLE 865x185 IN ALUMINIUM FOR LOW HEAD DUCTED UNIT - WHITE	902x222	850x170	43	14,7	PCS	1
PWC100057	SUPPLY GRILLE HOLE 825x225 IN ALUMINIUM FOR LOW HEAD DUCTED UNIT - WHITE	862x262	810x210	43	15,7	PCS	1
PWC100058	SUPPLY GRILLE HOLE 600x170 IN ALUMINIUM FOR LOW HEAD DUCTED UNIT - WHITE	637x207	585x155	43	11,9	PCS	1
PWC100059	SUPPLY GRILLE HOLE 645x95 IN ALUMINIUM FOR LOW HEAD DUCTED UNIT - WHITE	682x132	630x80	43	8,9	PCS	1
PWC100060	SUPPLY GRILLE HOLE 670x600 IN ALUMINIUM FOR LOW HEAD DUCTED UNIT - WHITE	707x197	655x145	43	11,9	PCS	1
PWC100062	SUPPLY GRILLE HOLE 545x155 IN ALUMINIUM FOR LOW HEAD DUCTED UNIT - WHITE	582x192	530x140	43	10,7	PCS	1

**ASSEMBLY PROFILE FOR GRILLES**

**PROFILÉ DE MONTAGE POUR GRILLES**

**MONTAGEPROFIL FÜR LÜFTER**

**EXAMPLE ASSEMBLY PROFILE 200x100**



CODE	LENGTH [mm]	U.M.	Pieces per box
11161260	100	PCS	1
11161261	150	PCS	1
11161262	200	PCS	1
11161263	300	PCS	1
11161264	400	PCS	1
11161265	500	PCS	1
11161266	600	PCS	1
PWC100009	1000	PCS	1

**Datasheet**



**DOUBLE DELIVERY AND INTAKE GRILLE IN WHITE PAINTED ALUMINIUM**

**TECHNICAL SPECIFICATIONS**

- Made of white painted aluminium RAL 9016
- Flap pitch 20 mm
- Fastening by means of clips

**DOUBLE GRILLE DE REFOULEMENT ET DE RÉCUPÉRATION EN ALUMINIUM PEINT BLANC**

**CARACTÉRISTIQUES TECHNIQUES**

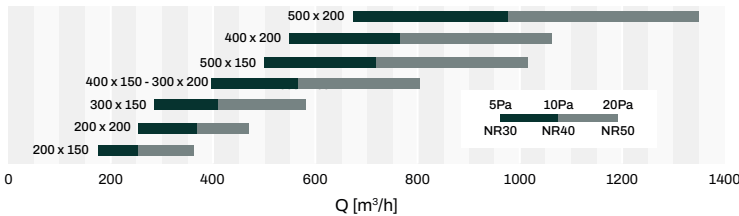
- Fabriqué en aluminium peint en blanc RAL 9016
- Pas des ailettes 20 mm
- Fixation au moyen de clips

**DOPPELTE ZULUFT- UND ABLUFTGITTER AUS WEISS LACKIERTEM ALUMINIUM**

**TECHNISCHE EIGENSCHAFTEN**

- Aus weiß lackiertem Aluminium RAL 9016
- 20 mm Rippenabstand
- Befestigung mittels Clips

**RAPID AIR FLOW RATE SELECTION**



CODE	DESCRIPTION	EXTERNAL FRAME	BACK NECK DIM.	INSTALLATION HOLE SIZE	REAR COLLAR DEPTH	T LANCE	U.M.	Pieces per box
		[mm]	[mm]	[mm]	[mm]	[mm]		
PWC100077	DOUBLE DELIVERY AND INTAKE NOZZLE IN WHITE PAINTED ALUMINIUM - 400X150	432 x 182	382 x 132	400 x 150	46	7,47	PCS	1
PWC100078	DOUBLE DELIVERY AND INTAKE NOZZLE IN WHITE PAINTED ALUMINIUM - 400X200	432 x 232	382 x 182	400 x 200	46	8,55	PCS	1
PWC100079	DOUBLE DELIVERY AND INTAKE NOZZLE IN WHITE PAINTED ALUMINIUM - 600X150	632 x 182	582 x 132	600 x 150	46	9,81	PCS	1
PWC100080	DOUBLE DELIVERY AND INTAKE NOZZLE IN WHITE PAINTED ALUMINIUM - 600X200	632 x 232	582 x 182	600x 200	46	10,71	PCS	1
PWC100082	DOUBLE DELIVERY AND INTAKE NOZZLE IN WHITE PAINTED ALUMINIUM - 800X200	832 x 232	782 x 182	800 x 200	46	12,33	PCS	1
PWC100083	DOUBLE DELIVERY AND INTAKE NOZZLE IN WHITE PAINTED ALUMINIUM - 1000X150	1032 x 182	982 x 132	1000 x 150	46	14,22	PCS	1
PWC100084	DOUBLE DELIVERY AND INTAKE NOZZLE IN WHITE PAINTED ALUMINIUM - 1000X200	1032 x 232	982 x 182	1000 x 200	46	13,68	PCS	1

**LINEAR DELIVERY GRILLE IN ANODISED ALUMINIUM WITH STRAIGHT FIXED FLAPS FRAME**

**TECHNICAL SPECIFICATIONS**

- Straight fixed flaps pitch 12.5 mm
- Fastening by means of clips
- Tilt angle 0°
- Silver anodised aluminium finish
- For wall installation

**GRILLE DE REFOULEMENT LINÉAIRE EN ALUMINIUM ANODISÉ AVEC CADRE À AILETTES FIXES DROITES**

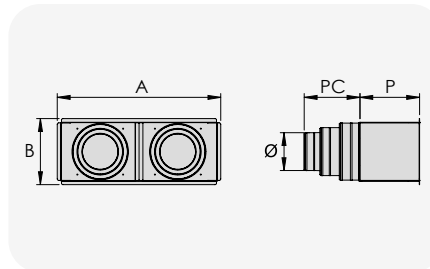
**CARACTÉRISTIQUES TECHNIQUES**

- Ailettes droites fixes au pas de 12,5 mm
- Fixation au moyen de clips
- Angle d'inclinaison à 0°
- Finition en aluminium anodisé argenté
- Pour l'installation murale

**LINEARZULUFTGITTER AUS ELOXIERTEM ALUMINIUM MIT RAHMEN AUS GERADEN FESTSTEHENDEN LAMELLEN**

**TECHNISCHE EIGENSCHAFTEN**

- Gerade feste Klappen im Abstand von 12,5 mm
- Befestigung mittels Clips
- 0° Neigungswinkel
- Silber eloxierte Aluminium-Oberfläche
- Zur Wandmontage geeignet



Available on request



CODE	FOR NOZZLES	EXTERNAL FRAME *	COLLAR	PLENUM DEPTH	PLENUM COLLAR DEPTH	U.M.	Pieces per box
	[mm]	A x B [mm]	Ø [mm]	P [mm]	PC [mm]		
11175400	432 x 182	410 x 160	CIR.2 x 100/125/150	160	142	PCS	1
11175410	432 x 232	410 x 210	CIR.2 x 100/125/150	160	142	PCS	1
11175420	632 x 182	610 x 160	CIR.2 x 100/125/150	160	142	PCS	1
11175430	632 x 232	610 x 210	CIR.2 x 150/200	160	100	PCS	1
11175440	832 x 182	810 x 160	CIR.2 x 100/125/150	160	142	PCS	1
11175450	832 x 232	810 x 210	CIR.2 x 150/200	160	100	PCS	1
11175460	1032 x 182	1010 x 160	CIR.2x 100/125/150	160	142	PCS	1
11175470	1032 x 232	1010 x 210	CIR.2x 150/200	160	100	PCS	1

\*Insulation included



## DELIVERY/INTAKE GRILLE IN ANTI-CONDENSATION WHITE PLASTIC ABS

### TECHNICAL SPECIFICATIONS

- One-piece moulded frame made of ABS plastic class V0 white RAL 9010 anti-UVA
- Adjustable tear drop-shaped flaps with 20 mm centre distance in ABS class V0, easily adjustable with simultaneous motion
- Can be coupled with "PPA" plenum with clip fastening

## GRILLE DE REFOULEMENT / RÉCUPÉRATION EN PLASTIQUE ABS BLANC ANTI-CONDENSATION

### CARACTÉRISTIQUES TECHNIQUES

- Cadre monobloc moulé en plastique ABS blanc classe V0 RAL 9010 anti-UVA
- Ailettes en forme de goutte réglables avec un entraxe de 20 mm en classe ABS facilement réglables avec un mouvement simultané
- Peut être couplé au plénum « PPA » avec attache clip

## ABLUF-UND ZULUFTGITTER AUS WEISSEM ABS-KUNSTSTOFF, OHNE KONDENSATBILDUNG

### TECHNISCHE EIGENSCHAFTEN

- Einteiliger Formrahmen aus weißem ABS-Klasse V0 RAL 9010 UVA-geschützter Kunststoff
- Verstellbare tropfenförmige Klappen in einem Abstand von 20 mm in ABS-Klasse, leicht verstellbar mit gleichzeitiger Bewegung
- Kann mit "PPA" Plenum mit Clipaufsatz verbunden werden



Anticondensation

Datasheet



CODE	DESCRIPTION	EXTERNAL FRAME	BACK NECK DIM.	INSTALLATION HOLE SIZE	REAR COLLAR DEPTH	U.M.	Pieces per box
		[mm]	[mm]	[mm]	[mm]		
11160325	ABS PLASTIC CONDENSATION PREVENTION SUPPLY/ RETURN REGISTERS - WHITE - "BPA" 533x183mm	533 x 183	485 x 135	500 x 150	41	PCS	1
11160330	ABS PLASTIC CONDENSATION PREVENTION SUPPLY/ RETURN REGISTERS - WHITE - "BPA" 533x233mm	533 x 233	485 x 185	500 x 200	41	PCS	1

# PPA

## PLENUM IN WHITE ABS PLASTIC ANTI-CONDENSATION

### TECHNICAL SPECIFICATIONS

- Made of anti-condensation ABS
- Adjustable butterfly calibration damper
- Coupling between delivery grille and plenum with steel clips
- Telescopic rear collar for hoses of various diameters
- With calibration damper
- Hooks are included on the 4 outer sides where brackets to secure the plenum on plasterboard or PAL ducting can be installed

## PLÉNUM EN PLASTIQUE ABS BLANC ANTI-CONDENSATION


### CARACTÉRISTIQUES TECHNIQUES

- Fabriqué en ABS anti-condensation
- Registre d'étalonnage papillon réglable
- La connexion entre la buse et le plénum avec des clips en acier
- Collier arrière télescopique pour tuyaux de différents diamètres
- Avec registre d'étalonnage
- Sur les 4 côtés externes, il a des crochets où les supports peuvent être installés pour verrouiller le plénum sur des plaques de plâtre ou des canaux PAL

## PLENUM AUS WEISSEM ABS-KUNSTSTOFF OHNE KONDENSATBILDUNG

### TECHNISCHE EIGENSCHAFTEN

- Aus Antikondensations-ABS
- Einstellbare Butterfly-Kalibrierungsklappe
- Die Verbindung zwischen Luftgitter und Plenum mit Stahlklammern
- Hinterer Teleskopschelle für Schläuche mit verschiedenen Durchmessern
- Mit Kalibrierklappe
- An den 4 Außenseiten befinden sich Haken, an denen die Halterungen für die Befestigung des Plenums an Gipskartonplatten oder PAL-Kanälen angebracht werden können



CODE	DESCRIPTION	PLENUM DIMENS.	Ø PLENUM COLLAR	PLENUM DEPTH	PLENUM COLLAR DEPTH	U.M.	Pieces per box
		[mm]	[mm]	[mm]	[mm]		
PWC400013	ABS PLENUM FOR NOZZLE - 500x150	152 x 501	160 - 200 - 250	160	50	PCS	1
PWC400014	ABS PLENUM FOR NOZZLE - 500x200	202 x 501	200 - 250	160	50	PCS	1

Datasheet



# BPA

## Air flow rate of plastic ABS nozzles

- **Terminal velocity vt:** 0,25 m/s,  $\Delta t = -10^{\circ}\text{C}$ , distance to the ceiling 300 mm,
- **Pressure:** static pressure  $\Delta ps$  (pa) with open damper 100%
- **Noise:** sound pressure level  $Lp$  db(a) with absorption of the equal camera 10 db, i lanci the launches indicated are for a finishing of the fins  $\alpha = 0$ . for installation distances including the 400 mm and 600 mm, the fins must be inclined by  $\alpha = 15^{\circ}$  to the ceiling.
- **Correction coefficient for launching:** with  $\Delta t 0^{\circ}\text{C}$  isothermal condition, multiple the launch indicated for 1.1; with  $\Delta t + 10^{\circ}\text{C}$  winter condition, multiple the launch indicated for 1.2. launches change to the variator of the alpine deflection angle. for different corners from  $0^{\circ}$  multiplier the launch for k tabellato value.

A°	k
15	0,97
45	0,71
60	0,50

DIMENSIONS	AIR FLOW RATE [m³/h]	T LANCE [m]	$\Delta ps$ [Pa]	$Lp$ dB[A]	FRONTAL SECTIONAL AREA [m²]
500 x 150	400	5,8	1,2	< 20	0,053
500 x 150	500	7,2	1,9	< 20	0,053
500 x 150	600	8,7	2,8	24	0,053
500 x 150	700	10,1	3,8	29	0,053
500 x 150	800	11,5	5,0	33	0,053
500 x 200	500	6,4	1,0	< 20	0,076
500 x 200	600	7,6	1,4	< 20	0,076
500 x 200	700	8,9	1,9	20	0,076
500 x 200	800	10,2	2,4	24	0,076
500 x 200	900	11,4	3,1	27	0,076
500 x 200	1000	12,7	3,8	30	0,076
500 x 200	1100	14,0	4,6	33	0,059
500 x 200	1200	15,2	5,5	36	0,076
500 x 200	1300	16,5	6,4	38	0,076
500 x 200	1400	17,8	7,5	41	0,076

Note: the data in the table refers to the following conditons: terminal speed  $v_e = 0,25\text{ m/s}$ , at  $-10^{\circ}\text{C}$ , distance from the ceiling 300 mm



**DELIVERY GRILLE WITH  
ADJUSTABLE MICRO-GRILLES  
PAINTED WHITE**

**TECHNICAL SPECIFICATIONS**

- Nozzles diameter 15 mm
- High range
- High number of output jets
- High induction
- Steel plate, aluminium frame, nylon micro-pipe unions painted white RAL 9010



**GRILLE DE REFOULEMENT À  
MICRO-GRILLES ORIENTABLES  
PEINTE EN BLANC**

**CARACTÉRISTIQUES TECHNIQUES**

- Buses de diamètre 15 mm
- Projection profonde
- Nombre élevé de jets de sortie
- Haute induction
- Plaque d'acier, cadre en aluminium, micro-grilles en nylon peint en blanc RAL 9010



**ZULUFTGITTER MIT AUS-  
SRICHTBAREN MIKRODÜSEN,  
WEISS LACKIERT**

**TECHNISCHE EIGENSCHAFTEN**


- Düsendurchmesser 15 mm
- Tiefschlag
- Hohe Anzahl von Aulasdüsen
- Hohe Induktion
- Stahlplatte, Aluminiumrahmen, weiß lackierte Nylon-Mikro-Luftgittern RAL 9010



The nozzle can be installed on plenums, rectangular or wall channels. The nozzle is equipped with a series of individually adjustable nozzles.

For plenums see page 15

CODE	EXTERNAL FRAME	BACK NECK DIM.	INSTALLATION HOLE SIZE	REAR COLLAR DEPTH	NOZZLES	RAPID AIR FLOW RATE SELECTION					
						AIR FLOW MIN [m³/h]		LWA dB[A]		Dpt [Pa]	
						MIN	MAX	MIN	MAX	MIN	MAX
11175040	335 x 185	290 x 140	300 x 150	25	10	20	170	23	32	5	55
11175045	435 x 185	390 x 140	400 x 150	25	14	30	240	23	32	5	55
11175050	535 x 185	490 x 140	500 x 150	25	18	35	300	23	32	5	55
11175055	1035 x 185	990 x 140	1000 x 150	25	38	75	645	23	32	5	55

CODE	DESCRIPTION	U.M.	 Pieces per box
11175040	AIR SUPPLY GRILLE WITH ADJUSTABLE MICRO-NOZZLES WHITE FINISH 300x150mm	PCS	1
11175045	AIR SUPPLY GRILLE WITH ADJUSTABLE MICRO-NOZZLES WHITE FINISH 400x150mm	PCS	1
11175050	AIR SUPPLY GRILLE WITH ADJUSTABLE MICRO-NOZZLES WHITE FINISH 500x150mm	PCS	1
11175055	AIR SUPPLY GRILLE WITH ADJUSTABLE MICRO-NOZZLES WHITE FINISH 1000x150mm	PCS	1

[Datasheet](#)





## DELIVERY GRILLE WITH ADJUSTABLE MICRO-GRILLES PAINTED WHITE

### TECHNICAL SPECIFICATIONS

- Nozzles diameter 15 mm
- High range
- High number of output jets
- High induction
- Steel plate, aluminium frame, nylon micro-pipe unions painted white RAL 9010



## GRILLE DE REFOULEMENT À MICRO-GRILLES ORIENTABLES PEINTE EN BLANC

### CARACTÉRISTIQUES TECHNIQUES

- Buses de diamètre 15 mm
- Projection profonde
- Nombre élevé de jets de sortie
- Haute induction
- Plaque d'acier, cadre en aluminium, micro-grilles en nylon peint en blanc RAL 9010



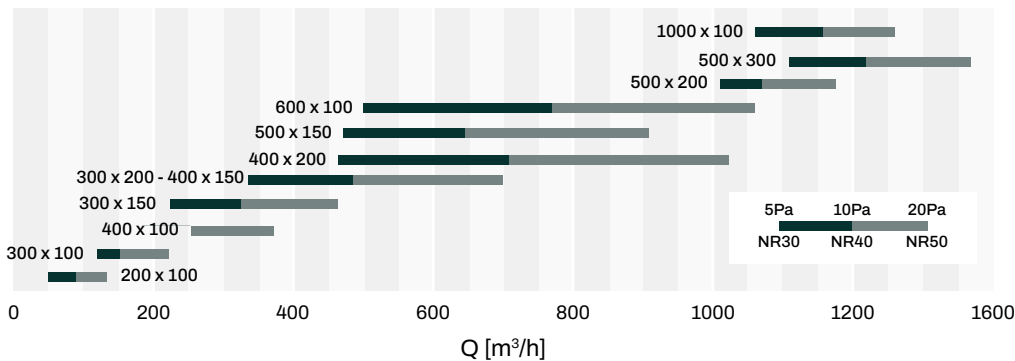
## ZULUFTGITTER MIT AUS-STRICHTBAREN MIKRODÜSEN, WEISS LACKIERT

### TECHNISCHE EIGENSCHAFTEN

- Düsendurchmesser 15 mm
- Tiefschlag
- Hohe Anzahl von Aulasdüsen
- Hohe Induktion
- Stahlplatte, Aluminiumrahmen, weiß lackierte Nylon-Mikro-Luftgittern RAL 9010



## RAPID AIR FLOW RATE SELECTION



For plenums see page 15

CODE	DESCRIPTION	EXTERNAL FRAME DIM.	BACK NECK DIM.	INSTALLATION HOLE SIZE	REAR COLLAR DEPTH	U.M.	Pieces per box
		[mm]	[mm]	[mm]	[mm]		
W11161530	ANODISED ALUMINIUM RETURN GRILLES 232x132mm	232 x 132	190 x 90	200 x 100	26	PCS	1
W11161535	ANODISED ALUMINIUM RETURN GRILLES 332x132mm	332 x 132	290 x 90	300 x 100	26	PCS	1
W11161540	ANODISED ALUMINIUM RETURN GRILLES 432x132mm	432 x 132	390 x 90	400 x 100	26	PCS	1
PWC100022	ANODISED ALUMINIUM RETURN GRILLES 632x132mm	632 x 132	590 x 90	600 x 100	26	PCS	1
PWC100023	ANODISED ALUMINIUM RETURN GRILLES 1032x132mm	1032 x 132	990 x 90	1000 x 100	26	PCS	1
W11161542	ANODISED ALUMINIUM RETURN GRILLES 332x182mm	332 x 182	290 x 140	300 x 150	26	PCS	1
W11161545	ANODISED ALUMINIUM RETURN GRILLES 332x232mm	332 x 232	290 x 190	300 x 200	26	PCS	1
W11161549	ANODISED ALUMINIUM RETURN GRILLES 432x182mm	432 x 182	390 x 140	400 x 150	26	PCS	1
W11161550	ANODISED ALUMINIUM RETURN GRILLES 432x232mm	432 x 232	390 x 190	400 x 200	26	PCS	1
W11161552	ANODISED ALUMINIUM RETURN GRILLES 532x182mm	532 x 182	490 x 140	500 x 150	26	PCS	1
W11161554	ANODISED ALUMINIUM RETURN GRILLES 532x232mm	532 x 232	490 x 190	500 x 200	26	PCS	1
W11161555	ANODISED ALUMINIUM RETURN GRILLES 532x332mm	532 x 332	490 x 290	500 x 300	26	PCS	1



**INTAKE GRILLE IN WHITE PAINTED ALUMINIUM**

**TECHNICAL SPECIFICATIONS**

- Made of white painted aluminium RAL 9016
- Fastening by means of clips
- Adjustable horizontal flaps
- For wall installation
- Installation height 2.5 - 3.5 m

**GRILLE DE RÉCUPÉRATION EN ALUMINIUM PEINT BLANC**

**CARACTÉRISTIQUES TECHNIQUES**

- Fabriqué en aluminium peint en blanc RAL 9016
- Fixation au moyen de clips
- Ailettes horizontales réglables
- Pour l'installation murale
- Hauteur d'installation 2,5 - 3,5 m

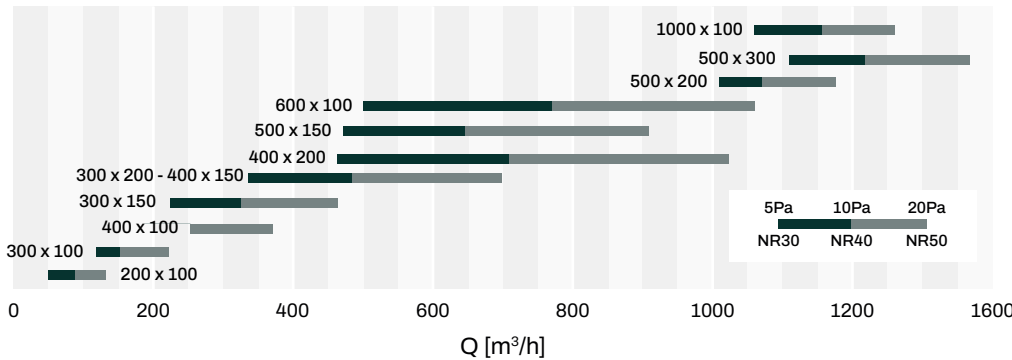
**ABLUF TGITTER AUS WEISS LACKIERTEM ALUMINIUM**

**TECHNISCHE EIGENSCHAFTEN**

- Aus weiß lackiertem Aluminium RAL 9016
- Befestigung mittels Clips
- Verstellbare horizontale Klappen
- Zur Wandmontage geeignet
- Einbauhöhe 2,5 - 3,5 m



**RAPID AIR FLOW RATE SELECTION**



For plenums see page 15

CODE	DESCRIPTION	EXTERNAL FRAME DIM.	BACK NECK DIM.	INSTALLATION HOLE SIZE	REAR COLLAR DEPTH	U.M.	Pieces per box
		[mm]	[mm]	[mm]	[mm]		
WB11161530	ALUMINIUM RETURN GRILLES WITH PAINTED WHITE 232x132mm	232 x 132	190 x 90	200 x 100	26	PCS	1
WB11161535	ALUMINIUM RETURN GRILLES WITH PAINTED WHITE 332x132mm	332 x 132	290 x 90	300 x 100	26	PCS	1
WB11161540	ALUMINIUM RETURN GRILLES WITH PAINTED WHITE 432x132mm	432 x 132	390 x 90	400 x 100	26	PCS	1
PWC100024	ALUMINIUM RETURN GRILLES WITH PAINTED WHITE 632x132mm	632 x 132	590 x 90	600 x 100	26	PCS	1
PWC100025	ALUMINIUM RETURN GRILLES WITH PAINTED WHITE 1032x132mm	1032 x 132	990 x 90	1000 x 100	26	PCS	1
WB11161542	ALUMINIUM RETURN GRILLES WITH PAINTED WHITE 332x182mm	332 x 182	290 x 140	300 x 150	26	PCS	1
WB11161545	ALUMINIUM RETURN GRILLES WITH PAINTED WHITE 332x232mm	332 x 232	290 x 190	300 x 200	26	PCS	1
WB11161549	ALUMINIUM RETURN GRILLES WITH PAINTED WHITE 432x182mm	432 x 182	390 x 140	400 x 150	26	PCS	1
WB11161550	ALUMINIUM RETURN GRILLES WITH PAINTED WHITE 432x232mm	432 x 232	390 x 190	400 x 200	26	PCS	1
WB11161552	ALUMINIUM RETURN GRILLES WITH PAINTED WHITE 532x182mm	532 x 182	490 x 140	500 x 150	26	PCS	1
WB11161554	ALUMINIUM RETURN GRILLES WITH PAINTED WHITE 532x232mm	532 x 232	490 x 190	500 x 200	26	PCS	1
WB11161555	ALUMINIUM RETURN GRILLES WITH PAINTED WHITE 532x332mm	532 x 332	490 x 290	500 x 300	26	PCS	1

Datasheet



## INTAKE GRILLE IN WHITE PAINTED ALUMINIUM WITH SQUARE MESH

### TECHNICAL SPECIFICATIONS

- Made of aluminium
- Available in white RAL 9016
- For wall / ceiling installation



## GRILLE DE RÉCUPÉRATION EN ALUMINIUM PEINT EN BLANC À MAILLE CARRÉE

### CARACTÉRISTIQUES TECHNIQUES

- Fabriqué en aluminium
- Disponible en blanc RAL 9016
- Pour l'installation murale / au plafond




## ABLUFTGITTER AUS WEISS LACKIERTES ALUMINIUM MIT QUADRATISCHEM GITTER

### TECHNISCHE EIGENSCHAFTEN

- Aus Aluminium
- Erhältlich in Weiss RAL 9016
- Zur Wand- / Deckenmontage geeignet



CODE	EXTERNAL FRAME	BACK NECK DIM.	INSTALLATION HOLE SIZE	REAR COLLAR DEPTH	RAPID AIR FLOW RATE SELECTION					
					AIR FLOW MIN [m³/h]		LWA dB[A]		Dpt [Pa]	
					MIN	MAX	MIN	MAX	MIN	MAX
11175180	335 x 135	288 x 88	300 x 100	35	220	430	22	41	5	20
11175185	432 x 135	388 x 88	400 x 100	35	300	590	23	42	5	20
11175190	335 x 235	288 x 188	300 x 200	35	480	940	25	44	5	20
11175195	435 x 235	388 x 188	400 x 200	35	660	1300	26	46	5	20
11175200	535 x 235	488 x 188	500 x 200	35	850	1670	27	47	5	20
11175205	635 x 635	588 x 588	600 x 600	35	1500	2500	36	53	5	20
11175235	535 x 235	488 x 188	500 x 200	35	-	-	-	-	-	-

CODE	DESCRIPTION	COLOUR	U.M.	 Pieces per box
11175180	INTAKE GRILLE WITH SQUARE MESH 300x100	WHITE	PCS	1
11175185	INTAKE GRILLE WITH SQUARE MESH 400x100	WHITE	PCS	1
11175190	INTAKE GRILLE WITH SQUARE MESH 300x200	WHITE	PCS	1
11175195	INTAKE GRILLE WITH SQUARE MESH 400x200	WHITE	PCS	1
11175200	INTAKE GRILLE WITH SQUARE MESH 500x200	WHITE	PCS	1
11175205	INTAKE GRILLE WITH SQUARE MESH 600x600	WHITE	PCS	1
11175235	INTAKE GRILLE WITH SQUARE MESH 500x200	ANODISED ALUMINIUM	PCS	1

**Datasheet**







## INTAKE GRILLE IN WHITE PAINTED ALUMINIUM WITH REMOVABLE FILTER

### TECHNICAL SPECIFICATIONS

- Made of white painted aluminium RAL 9016
- Fastening by means of clips
- For wall installation
- Filtration degree G4 (ref. EN 779/2012)



## GRILLE DE RÉCUPÉRATION EN ALUMINIUM PEINT EN BLANC AVEC FILTRE AMOVIBLE

### CARACTÉRISTIQUES TECHNIQUES


- Fabriqué en aluminium peint en blanc RAL 9016
- Fixation au moyen de clips
- Pour l'installation murale
- Degré de filtration G4 (réf. EN 779/2012)



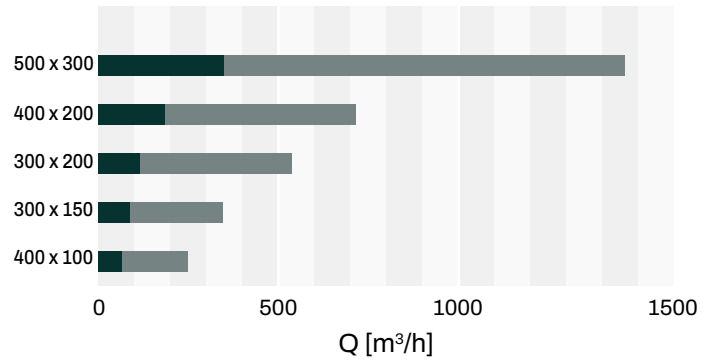
## ABLUF TGITTER AUS WEISS LACKIERTEM ALUMINIUM MIT ABNEHMBAREM FILTER

### TECHNISCHE EIGENSCHAFTEN

- Aus weiß lackiertem Aluminium RAL 9016
- Befestigung mittels Clips
- Zur Wandmontage geeignet
- Filtrationsgrad G4 (Ref. EN 779/2012)




### RAPID AIR FLOW RATE SELECTION

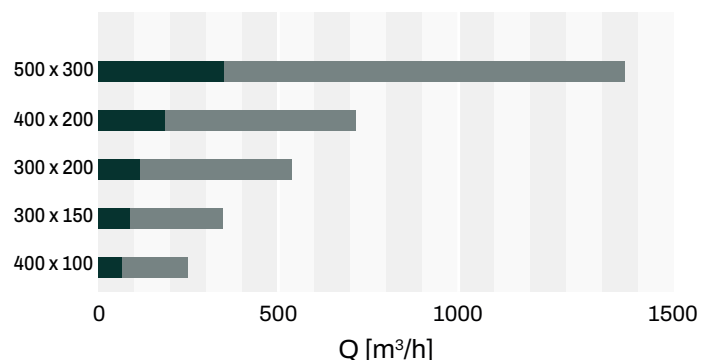


CODE	DESCRIPTION	EXTERNAL FRAME DIM.	BACK NECK DIM.	REAR COLLAR DEPTH	U.M.	Pieces per box
		[mm]	[mm]	[mm]		
WF11161540	ALUMINIUM RETURN GRILLES WITH ALUMINIUM FILTER 432x132mm	432 x 132	390 x 90	45	PCS	1
WF11161542	ALUMINIUM RETURN GRILLES WITH ALUMINIUM FILTER 332x182mm	332 x 182	290 x 140	45	PCS	1
WF11161545	ALUMINIUM RETURN GRILLES WITH ALUMINIUM FILTER 332x232mm	332 x 232	290 x 190	45	PCS	1
WF11161550	ALUMINIUM RETURN GRILLES WITH ALUMINIUM FILTER 432x232mm	432 x 232	390 x 190	45	PCS	1
WF11161555	ALUMINIUM RETURN GRILLES WITH ALUMINIUM FILTER 500x300mm	532 x 332	490 x 290	45	PCS	1

Datasheet



### RAPID AIR FLOW RATE SELECTION



CODE	DESCRIPTION	EXTERNAL FRAME DIM.	BACK NECK DIM.	REAR COLLAR DEPTH	U.M.	Pieces per box
		[mm]	[mm]	[mm]		
WBF11161540	ALUMINIUM RETURN GRILLES WITH FILTER PAINTED WHITE 432x132mm	432 x 132	390 x 90	45	PCS	1
WBF11161542	ALUMINIUM RETURN GRILLES WITH FILTER PAINTED WHITE 332x182mm	332 x 182	290 x 140	45	PCS	1
WBF11161545	ALUMINIUM RETURN GRILLES WITH FILTER PAINTED WHITE 332x232mm	332 x 232	290 x 190	45	PCS	1
WBF11161550	ALUMINIUM RETURN GRILLES WITH FILTER PAINTED WHITE 432x232mm	432 x 232	390 x 190	45	PCS	1
WBF11161555	ALUMINIUM RETURN GRILLES WITH FILTER PAINTED WHITE 532x332mm	532 x 332	490 x 290	45	PCS	1

Datasheet





## INTAKE GRILLE IN ANODISED ALUMINIUM FOR FALSE CEILING

### TECHNICAL SPECIFICATIONS

- Made of anodised aluminium
- Fastening by means of screws
- Adjustable horizontal flaps
- For wall / ceiling installation



## GRILLE DE RÉCUPÉRATION EN ALUMINIUM ANODISÉ POUR FAUX-PLAFOND

### CARACTÉRISTIQUES TECHNIQUES

- Fabriqué en aluminium anodisé
- Fixation au moyen de vis
- Ailettes horizontales réglables
- Pour l'installation murale / au plafond



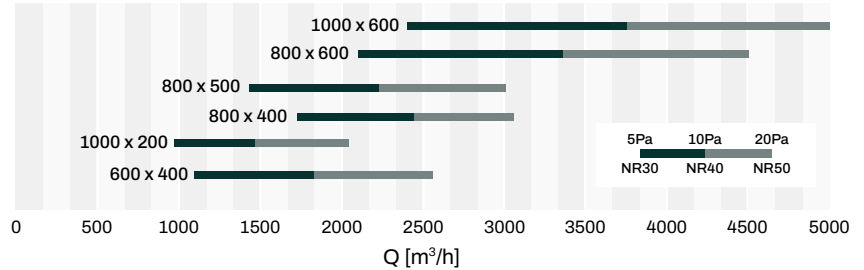
## ABLUF TGITTER AUS ELOXIERTEM ALUMINIUM FÜR ZWISCHENDECKE

### TECHNISCHE EIGENSCHAFTEN

- Aus eloxiertem Aluminium
- Befestigung mittels Schrauben
- Verstellbare horizontale Klappen
- Zur Wand- / Deckenmontage geeignet



### RAPID AIR FLOW RATE SELECTION



CODE	DESCRIPTION	EXTERNAL FRAME DIM.	BACK NECK DIM.	INSTAL. HOLE DIM.	REAR COLLAR DEPTH	U.M.	Pieces per box
		[mm]	[mm]	[mm]	[mm]		
W11161556	ANODISED ALUMINIUM RETURN GRILLES 632x432mm	632 x 432	590 x 390	600 x 400	26	PCS	1
W11161557	ANODISED ALUMINIUM RETURN GRILLES 1032x232mm	1032 x 232	990 x 190	1000 x 200	26	PCS	1
W11161570	ANODISED ALUMINIUM RETURN GRILLES 832x432mm	832 x 432	790 x 390	800 x 400	26	PCS	1
W11161571	ANODISED ALUMINIUM RETURN GRILLES 832x532mm	832 x 532	790 x 490	800 x 500	26	PCS	1
W11161572	ANODISED ALUMINIUM RETURN GRILLES 832x632mm	832 x 632	790 x 590	800 x 600	26	PCS	1
W11161573	ANODISED ALUMINIUM RETURN GRILLES 1032x632mm	1032 x 632	990 x 590	1000 x 600	26	PCS	1

Datasheet



## INTAKE GRILLE IN WHITE PAINTED ALUMINIUM FOR FALSE CEILING

### TECHNICAL SPECIFICATIONS

- Made of white painted aluminium RAL 9016
- Fastening by means of screws
- Adjustable horizontal flaps
- For wall / ceiling installation



## GRILLE DE RÉCUPÉRATION EN ALUMINIUM PEINT BLANC POUR FAUX PLAFOND

### CARACTÉRISTIQUES TECHNIQUES

- Fabriqué en aluminium peint en blanc RAL 9016
- Fixation au moyen de vis
- Ailettes horizontales réglables
- Pour l'installation murale / au plafond



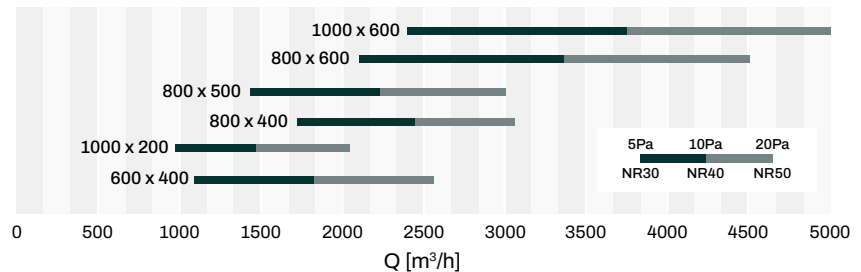
## ABLUF TGITTER AUS WEISS LACKIERTEM ALUMINIUM FÜR ZWISCHENDECKE

### TECHNISCHE EIGENSCHAFTEN

- Aus weiß lackiertem Aluminium RAL 9016
- Befestigung mittels Schrauben
- Verstellbare horizontale Klappen
- Zur Wand- / Deckenmontage



### RAPID AIR FLOW RATE SELECTION



CODE	DESCRIPTION	EXTERNAL FRAME DIM.	BACK NECK DIM.	INSTAL. HOLE DIM.	REAR COLLAR DEPTH	U.M.	Pieces per box
		[mm]	[mm]	[mm]	[mm]		
WB11161556	ALUMINIUM RETURN GRILLES WITH PAINTED WHITE 632x432mm	632 x 432	590 x 390	600 x 400	26	PCS	1
WB11161557	ALUMINIUM RETURN GRILLES WITH PAINTED WHITE 1032x232mm	1032 x 232	990 x 190	1000 x 200	26	PCS	1
WB11161570	ALUMINIUM RETURN GRILLES WITH PAINTED WHITE 832x432mm	832 x 432	790 x 390	800 x 400	26	PCS	1
WB11161571	ALUMINIUM RETURN GRILLES WITH PAINTED WHITE 832x532mm	832 x 532	790 x 490	800 x 500	26	PCS	1
WB11161572	ALUMINIUM RETURN GRILLES WITH PAINTED WHITE 832x632mm	832 x 632	790 x 590	800 x 600	26	PCS	1
WB11161573	ALUMINIUM RETURN GRILLES WITH PAINTED WHITE 1032x632mm	1032 x 632	990 x 590	1000 x 600	26	PCS	1

Datasheet







## INTAKE GRILLE IN ANODISED ALUMINIUM WITH REMOVABLE FILTER FOR FALSE CEILING

### TECHNICAL SPECIFICATIONS

- Made of anodised aluminium
- Fastening by means of screws
- For wall / ceiling installation
- Filtration degree G2 (ref. EN 779/2012)



## GRILLE DE RÉCUPÉRATION EN ALUMINIUM ANODISÉ AVEC FILTRE AMOVIBLE POUR FAUX-PLAFOND

### CARACTÉRISTIQUES TECHNIQUES

- Fabriqué en aluminium anodisé
- Fixation au moyen de vis
- Pour l'installation murale / au plafond
- Degré de filtration G2 (réf. EN 779/2012)



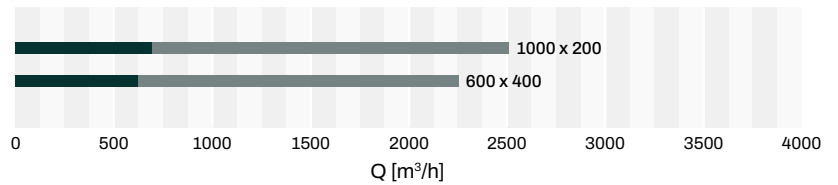
## ABLUF TGITTER AUS ELOXIERTEM ALUMINIUM MIT ABNEHMBAREM FILTER FÜR ZWISCHENDECKE

### TECHNISCHE EIGENSCHAFTEN

- Aus eloxiertem Aluminium
- Befestigung mittels Schrauben
- Zur Wand- / Deckenmontage geeignet
- Filtrationsgrad G2 (Ref. EN 779/2012)



### RAPID AIR FLOW RATE SELECTION



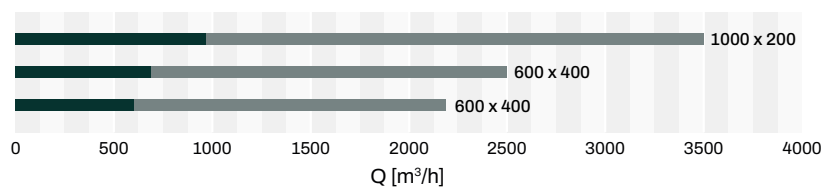
CODE	DESCRIPTION	EXTERNAL FRAME DIM.	BACK NECK DIM.	REAR COLLAR DEPTH	U.M.	Pieces per box
		[mm]	[mm]	[mm]		
W11161525	ALUMINIUM RETURN GRILLES WITH ALUMINIUM FILTER 600x400mm	632x432	590x390	45	PCS	1
W11161526	ALUMINIUM RETURN GRILLES WITH ALUMINIUM FILTER 1000x200mm	1032x232	990x190	45	PCS	1

CODE	DESCRIPTION	U.M.	Pieces per box
PWC500038	WHITE SPARE FILTER G4 FOR GRILLE 1000x200mm	PCS	1
PWC500037	WHITE SPARE FILTER G4 FOR GRILLE 600x400mm	PCS	1

Datasheet



### RAPID AIR FLOW RATE SELECTION



CODE	DESCRIPTION	EXTERNAL FRAME DIM.	BACK NECK DIM.	REAR COLLAR DEPTH	U.M.	Pieces per box
		[mm]	[mm]	[mm]		
WB11161525	ALUMINIUM RETURN GRILLES WITH FILTER PAINTED WHITE 632x432mm	632 x 432	590 x 390	45	PCS	1
WB11161526	ALUMINIUM RETURN GRILLES WITH FILTER PAINTED WHITE 1032x232mm	1032 x 232	990 x 190	45	PCS	1
WBF11161556	ALUMINIUM RETURN GRILLES WITH FILTER PAINTED FINISH IN RAL 9016 WHITE 1032x532mm	1032 x 532	990 x 490	45	PCS	1

CODE	DESCRIPTION	U.M.	Pieces per box
PWC500037	WHITE SPARE FILTER G4 FOR GRILLE 600x400mm	PCS	1
PWC500038	WHITE SPARE FILTER G4 FOR GRILLE 1000x200mm	PCS	1
PWC500039	WHITE SPARE FILTER G4 FOR GRILLE 1000x500m	PCS	1

Datasheet



**OPENABLE SQUARE MESH INTAKE GRILLE IN WHITE PAINTED ALUMINIUM WITH REMOVABLE FILTER**

**TECHNICAL SPECIFICATIONS**

- Made of white painted aluminium RAL 9016
- Knob closure
- Fastening by means of screws
- For wall / ceiling installation

**GRILLE DE RÉCUPÉRATION OUVRABLE À MAILLES CARRÉES EN ALUMINIUM PEINT BLANC AVEC FILTRE AMOVIBLE**

**CARACTÉRISTIQUES TECHNIQUES**

- Fabriqué en aluminium peint en blanc RAL 9016
- Fermeture par bouton
- Fixation au moyen de vis
- Pour l'installation murale / au plafond

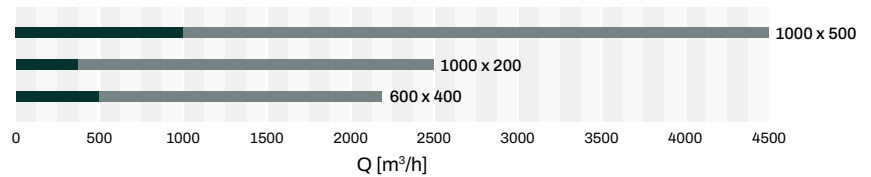
**AUFKLAPPBARES ABLUFTGITTER MIT QUADRATISCHEM GITTER AUS WEISS LACKIERTEM ALUMINIUM MIT ABNEHMBAREM FILTER**

**TECHNISCHE EIGENSCHAFTEN**

- Aus weiß lackiertem Aluminium RAL 9016
- Knopfverschluss
- Befestigung mittels Schrauben
- Zur Wand- / Deckenmontage geeignet



**RAPID AIR FLOW RATE SELECTION**



CODE	DESCRIPTION	EXTERNAL FRAME DIM.	BACK NECK DIM.	INSTAL. HOLE DIM.	REAR COLLAR DEPTH	U.M.	Pieces per box
		[mm]	[mm]	[mm]	[mm]		
PWC100046	SQUARE MESH OPENING GRILLE IN WHITE PAINTED ALUMINIUM W/PULL-OUT FILTER 600X400	644 x 444	595 x 395	600 x 400	40	PCS	1
PWC100047	SQUARE MESH OPENING GRILLE IN WHITE PAINTED ALUMINIUM W/PULL-OUT FILTER 1000X200	1044 x 244	995 x 195	1000 x 200	40	PCS	1
PWC100048	SQUARE MESH OPENING GRILLE IN WHITE PAINTED ALUMINIUM W/PULL-OUT FILTER 1000X500	1044 x 544	995 x 495	1000 x 500	40	PCS	1
PWC100052	SQUARE MESH OPENING GRILLE IN WHITE PAINTED ALUMINIUM W/PULL-OUT FILTER 595X595	595 x 595	550 x 550	555 x 555	40	PCS	1



**INTAKE GRILLE IN WHITE PLASTIC ABS FOR FALSE CEILINGS WITH FILTER**

**TECHNICAL SPECIFICATIONS**

- Made of white ABS RAL 9016
- Prevents condensation phenomena
- Ideal for 600 x 600mm false ceilings
- Operating temperature -15°C / +48°C

**GRILLE DE RÉCUPÉRATION EN FILM PLASTIQUE ABS BLANC POUR FAUX-PLAFONDS AVEC FILTRE**

**CARACTÉRISTIQUES TECHNIQUES**

- Fabriqué en ABS blanc RAL 9016
- Préviens les phénomènes de condensation
- Idéal pour les faux-plafonds de 600 x 600 mm
- Température de fonctionnement -15°C / +48°C

**ABLUFTGITTER AUS WEISSEM ABS-KUNSTSTOFF MIT FILTER FÜR ZWISCHENDECKE**

**TECHNISCHE EIGENSCHAFTEN**

- Aus weißem ABS RAL 9016
- Verhindert Kondensatbildung
- Ideal für 600 x 600 mm Zwischendecken
- Betriebstemperatur -15°C / +48°C



CODE	EXTERNAL DIMENSIONS	DEPTH	AIR FLOW RATE	U.M.	Pieces per box
	[mm]		[mm]		
11176270	595 x 595	8	2000	PCS	1



**INTAKE GRILLE WITH FIXED FLAPS TILTED AT 45° IN WHITE PAINTED ALUMINIUM WITH REMOVABLE FILTER FOR FALSE CEILING COMPLETE WITH LOWERED PLENUM**

**TECHNICAL SPECIFICATIONS**

- Made of white painted aluminium RAL 9016
- Magnetic closure
- Filtration degree G4 (ref. EN 779/2012)
- Lowered Plenum

**GRILLE DE RÉCUPÉRATION À AILETTES FIXES INCLINÉE DE 45° EN ALUMINIUM PEINT BLANC AVEC FILTRE AMOVIBLE POUR FAUX PLAFOND AVEC PLÉNUM ABAISSÉ**

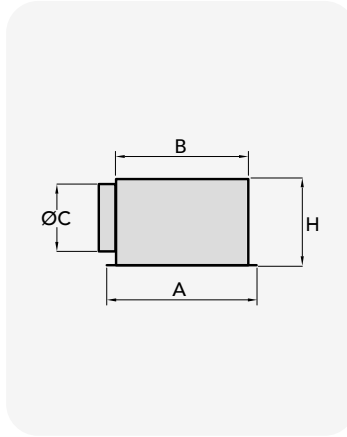
**CARACTÉRISTIQUES TECHNIQUES**

- Fabriqué en aluminium peint en blanc RAL 9016
- Fermeture par aimant
- Degré de filtration G4 (réf. EN 779/2012)
- Plénum abaissé

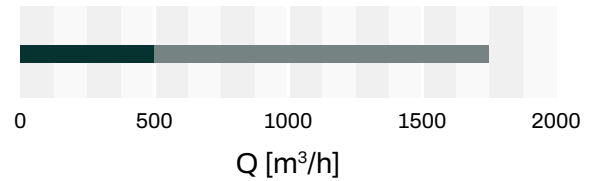
**ABLUF TGITTER MIT FESTEN, UM 45 ° GENEIGTEN LAMELLEN AUS WEISS LACKIERTEM ALUMINIUM MIT ABNEHMBAREM FILTER FÜR ZWISCHEN-DECKE EINSCHL. NIEDRIGEM PLENUM**

**TECHNISCHE EIGENSCHAFTEN**

- Aus weiß lackiertem Aluminium RAL 9016
- Magnetverschluss
- Filtrationsgrad G4 (Ref. EN 779/2012)
- Niedriges Plenum



**RAPID AIR FLOW RATE SELECTION**



CODE	DESCRIPTION	A	B	ØC	H	REAR COLLAR DIM.	U.M.	Pieces per box
		[mm]	[mm]	[mm]	[mm]	[mm]		
PWC100061	RETURN GRILLE WITH FIXED FINS INCLINED AT 45° IN WHITE PAINTED ALUMINIUM WITH REMOVABLE FILTER FOR FALSE CEILING INCLUDING LOWERED PLENUM	595 x 595	560 x 560	200	250	545 x 545	PCS	1

**Datasheet**

**INTAKE GRILLE WITH FIXED FLAPS TILTED AT 45° IN WHITE PAINTED ALUMINIUM WITH REMOVABLE FILTER FOR FALSE CEILING**

**TECHNICAL SPECIFICATIONS**

- Made of white painted aluminium RAL 9016
- Magnetic closure
- Filtration degree G4 (ref. EN 779/2012)

**GRILLE DE RÉCUPÉRATION À AILETTES FIXES INCLINÉE DE 45° EN ALUMINIUM PEINT BLANC AVEC FILTRE AMOVIBLE POUR FAUX PLAFOND**

**CARACTÉRISTIQUES TECHNIQUES**

- Fabriqué en aluminium peint en blanc RAL 9016
- Fermeture par aimant
- Degré de filtration G4 (réf. EN 779/2012)

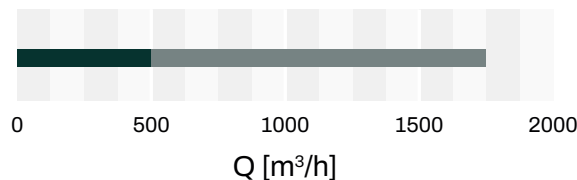
**ABLUF TGITTER MIT FESTEN, UM 45 ° GENEIGTEN LAMELLEN AUS WEISS LACKIERTEM ALUMINIUM MIT ABNEHMBAREM FILTER FÜR ZWISCHEN-DECKE**

**TECHNISCHE EIGENSCHAFTEN**

- Aus weiß lackiertem Aluminium RAL 9016
- Magnetverschluss
- Filtrationsgrad G4 (Ref. EN 779/2012)



**RAPID AIR FLOW RATE SELECTION**



CODE	DESCRIPTION	EXTERNAL DIM.	BACK NECK DIM.	DEPTH	U.M.	Pieces per box
		[mm]	[mm]	[mm]		
PWC100051	RETURN GRILLE WITH FIXED FINS INCLINED AT 45° IN WHITE PAINTED ALUMINIUM WITH REMOVABLE FILTER FOR FALSE CEILING	595 x 595	545 x 545	55	PCS	1

**Datasheet**

**INTAKE GRILLE WITH FIXED FLAPS TILTED AT 45° IN WHITE PAINTED ALUMINIUM WITH REMOVABLE FILTER FOR FALSE CEILING COMPLETE WITH LOWERED PLENUM**

**TECHNICAL SPECIFICATIONS**

- Made of white painted aluminium RAL 9016
- Magnetic closure
- Filtration degree G4 (ref. EN 779/2012)
- Lowered Plenum

**GRILLE DE RÉCUPÉRATION À AILETTES FIXES INCLINÉE DE 45° EN ALUMINIUM PEINT BLANC AVEC FILTRE AMOVIBLE POUR FAUX PLAFOND AVEC PLÉNUM ABAISSÉ**

**CARACTÉRISTIQUES TECHNIQUES**

- Fabriqué en aluminium peint en blanc RAL 9016
- Fermeture par aimant
- Degré de filtration G4 (réf. EN 779/2012)
- Plénum abaissé

**ABLUF TGITTER MIT FESTEN, UM 45° GENEIGTEN LAMELLEN AUS WEISS LACKIERTEM ALUMINIUM MIT ABNEHMBAREM FILTER FÜR ZWISCHEN-DECKE EINSCHL. NIEDRIGEM PLENUM**

**TECHNISCHE EIGENSCHAFTEN**

- Aus weiß lackiertem Aluminium RAL 9016
- Magnetverschluss
- Filtrationsgrad G4 (Ref. EN 779/2012)
- Niedriges Plenum



CODE	DESCRIPTION	EXTERNAL FRAME DIM.	BACK NECK DIM.	INSTAL. HOLE SIZE	DEPTH	U.M.	Pieces per box
		[mm]	[mm]	[mm]			
PWC100068	INTAKE GRILLE 700x300 WITH FIXED FLAPS TILTED AT 45° IN WHITE PAINTED ALUMINIUM WITH REMOVABLE FILTER	700 x 300	685 x 285	735 x 335	55	PCS	1
PWC100069	INTAKE GRILLE 800x300 WITH FIXED FLAPS TILTED AT 45° IN WHITE PAINTED ALUMINIUM WITH REMOVABLE FILTER	800 x 300	785 x 285	835 x 335	55	PCS	1
PWC100070	INTAKE GRILLE 1000x300 WITH FIXED FLAPS TILTED AT 45° IN WHITE PAINTED ALUMINIUM WITH REMOVABLE FILTER	1000 x 300	985 x 285	1035 x 335	55	PCS	1
PWC100071	INTAKE GRILLE 1000x400 WITH FIXED FLAPS TILTED AT 45° IN WHITE PAINTED ALUMINIUM WITH REMOVABLE FILTER	1000 x 400	985 x 385	1035 x 435	55	PCS	1

**RECOVERY GRID IN WHITE PVC**

**TECHNICAL SPECIFICATIONS**

- Made of white RAL 9016 PVC
- Removable grid and filter

**GRILLE DE REPRISE EN PVC BLANC**

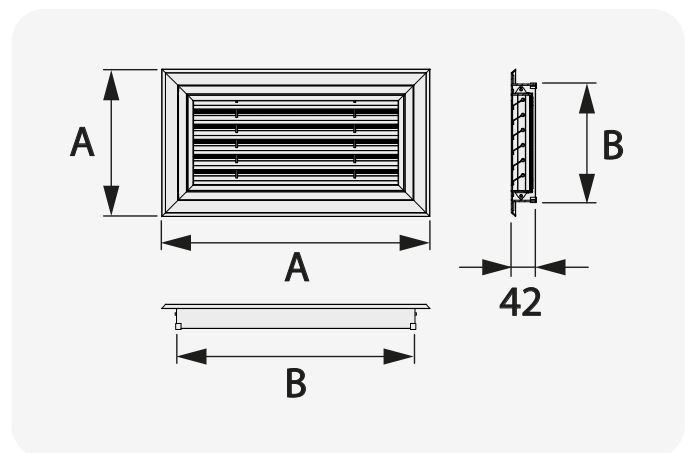
**CARACTÉRISTIQUES TECHNIQUES**

- Fabriqué en PVC blanc RAL 9016
- Grille et filtre amovible

**SCHUTZGITTER AUS WEISSEM PVC**

**TECHNISCHE EIGENSCHAFTEN**

- Aus weissem PVC RAL 9016
- Gitter und Filter abnehmbar



CODE	DESCRIPTION	A	B	AIR FLOW RATE	U.M.	Pieces per box
		[mm]	[mm]	[mm]		
PWC200075	INTAKE GRILLE IN PVC WHITE 450*200	442x192	395x145	230	PCS	1
PWC200076	INTAKE GRILLE IN PVC WHITE 650*250	642x242	595x195	370	PCS	1
PWC200077	INTAKE GRILLE IN PVC WHITE 450*250	442x242	395x195	250	PCS	1
PWC200081	INTAKE GRILLE IN PVC WHITE 350*200	342x192	295x145	180	PCS	1
PWC200082	INTAKE GRILLE IN PVC WHITE 550*200	542x192	495x145	290	PCS	1
PWC200083	INTAKE GRILLE IN PVC WHITE 450*250	542x242	495x195	320	PCS	1





**INTAKE GRILLE IN WHITE PLASTIC ABS WITH REMOVABLE FILTER AND SUBFRAME FOR FALSE CEILING**

**TECHNICAL SPECIFICATIONS**

- Made of white ABS RAL 9016
- Equipped with mounting subframe
- Removable filter
- Filtration degree G2 (ref. EN 779/2012)



**GRILLE DE RÉCUPÉRATION EN PLASTIQUE ABS BLANC AVEC FILTRE AMOVIBLE ET CONTRE-CHÂSSIS POUR FAUX PLAFOND**

**CARACTÉRISTIQUES TECHNIQUES**


- Fabriqué en ABS blanc RAL 9016
- Équipé d'un contre-châssis auxiliaire de montage
- Filtre amovible
- Degré de filtration G2 (réf. EN 779/2012)




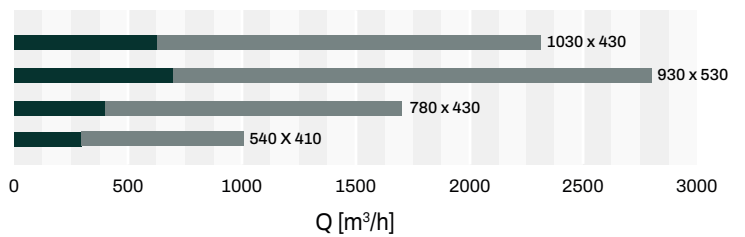
**ABLUFTGITTER AUS WEISSEM ABS-KUNSTSTOFF MIT ABNEHMBAREM FILTER UND GEGENRAHMEN FÜR ZWISCHENDECKE**

**TECHNISCHE EIGENSCHAFTEN**

- Aus weißem ABS RAL 9016
- Mit Montagehilfsrahmen
- Abnehmbarer Filter
- Filtrationsgrad G2 (Ref. EN 779/2012)



**RAPID AIR FLOW RATE SELECTION**



CODE	DESCRIPTION	EXTERNAL DIM.	BACK NECK DIM.	DEPTH	U.M.	Pieces per box
		[mm]	[mm]	[mm]		
11176150	WHITE ABS RETURN GRILLE WITH FILTER AND SUBFRAME 565x435mm	565 x 435	510 x 380	40	PCS	1
11176160	WHITE ABS RETURN GRILLE WITH FILTER AND SUBFRAME 805x455mm	805 x 455	750 x 400	40	PCS	1
11176170	WHITE ABS RETURN GRILLE WITH FILTER AND SUBFRAME 955x555mm	955 x 555	900 x 500	40	PCS	1
11176180	WHITE ABS RETURN GRILLE WITH FILTER AND SUBFRAME 1055x455mm	1055 x 455	1000 x 400	40	PCS	1



**OPENABLE INTAKE GRILLE IN WHITE PLASTIC ABS WITH REMOVABLE FILTER AND INTEGRATED PLENUM FOR FALSE CEILING**

**TECHNICAL SPECIFICATIONS**

- Grille made of white ABS RAL 9016
- Removable filter made of pleated Nylon
- Fastening by means of clips
- Operating temperature: +5° to +48°
- Filtration degree G2 (ref. EN 779/2012)

**GRILLE DE RÉCUPÉRATION OUVRABLE EN PLASTIQUE ABS BLANC AVEC FILTRE AMOVIBLE ET PLÉNUM INTÉGRÉ POUR FAUX-PLAFOND**

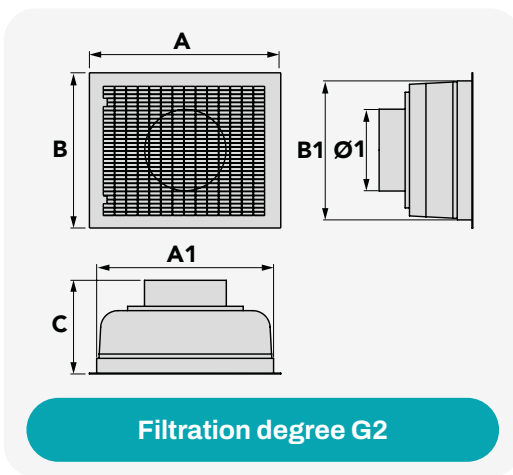
**CARACTÉRISTIQUES TECHNIQUES**

- Grille en ABS blanc RAL 9016
- Filtre amovible en nylon plissé
- Fixation au moyen de clips
- Température de fonctionnement: +5° à +48°
- Degré de filtration G2 (réf. EN 779/2012)

**AUFKLAPPBARES ABLUFT-GITTER AUS WEISSEM ABS-KUNSTSTOFF MIT ABNEHMBAREM FILTER UND INTEGRIERTEM PLENUM FÜR ZWISCHENDECKE**

**TECHNISCHE EIGENSCHAFTEN**

- Gitter aus weißem ABS RAL 9016
- Abnehmbarer Filter aus gefaltetem Nylon
- Befestigung mittels Clips
- Betriebstemperatur: Von +5° bis +48°
- Filtrationsgrad G2 (Ref. EN 779/2012)




Filtration degree G2



Datasheet

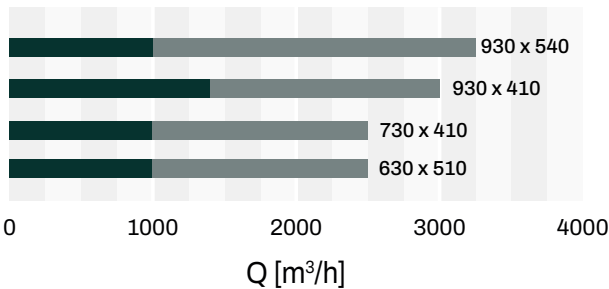


OVERHEAD OPENING WITH CLIPS



OPENING WITH CLIPS

**RAPID AIR FLOW RATE SELECTION**



CODE	DESCRIPTION	EXTERNAL FRAME DIM.		INSTAL. HOLE DIM.	BACK NECK DIM.		TOT. HEIGHT	UPP. COLLAR COUPLING	U.M.	Pieces per box
		A [mm]	B [mm]	[mm]	A1 [mm]	B1 [mm]	C [mm]	Ø1 [mm]		
PWC100001	WHITE ABS OPENING GRILLE WITH REMOVABLE FILTER AND INTEGRATED PLENUM - 630 X 510	660	540	630 x 510	610	480	310	1 x 350	PCS	1
PWC100002	WHITE ABS OPENING GRILLE WITH REMOVABLE FILTER AND INTEGRATED PLENUM - 730 X 410	760	440	730 x 410	710	390	310	1 oval x 350	PCS	1
PWC100003	WHITE ABS OPENING GRILLE WITH REMOVABLE FILTER AND INTEGRATED PLENUM - 930 X 410	960	440	930 x 410	910	390	310	2 x 350	PCS	1
PWC100004	WHITE ABS OPENING GRILLE WITH REMOVABLE FILTER AND INTEGRATED PLENUM - 930 x 540	965	565	930 x 540	910	510	310	2 x 350	PCS	1

**OPENABLE INTAKE GRILLE IN WHITE PLASTIC ABS WITH REMOVABLE FILTER FOR FALSE CEILING**

**GRILLE DE RÉCUPÉRATION OUVRABLE EN PLASTIQUE ABS AVEC FILTRE AMOVIBLE POUR FAUX-PLAFOND**

**AUFKLAPPBARES ABLUFT-GITTER AUS WEISSEM ABS-KUNSTSTOFF MIT ABNEHMBAREM FILTER UND FÜR ZWISCHENDECKE**

**TECHNICAL SPECIFICATIONS**

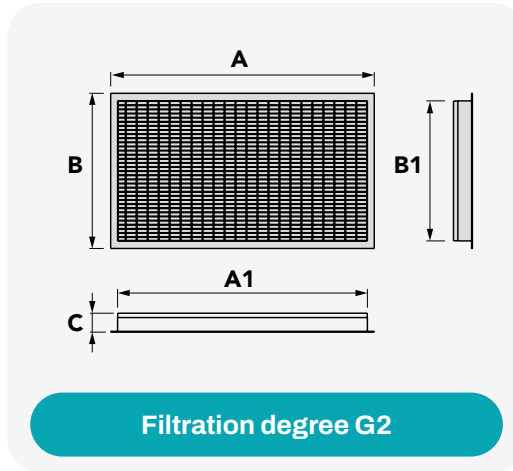

- Grille made of white ABS RAL 9016
- Removable filter made of pleated Nylon
- Fastening by means of clips
- Operating temperature: +5° to +48°
- Filtration degree G2 (ref. EN 779/2012)

**CARACTÉRISTIQUES TECHNIQUES**

- Grille en ABS blanc RAL 9016
- Filtre amovible en nylon plissé
- Fixation au moyen de clips
- Température de fonctionnement: +5° à +48°
- Degré de filtration G2 (réf. EN 779/2012)

**TECHNISCHE EIGENSCHAFTEN**

- Gitter aus weißem ABS RAL 9016
- Abnehmbarer Filter aus gefaltetem Nylon
- Befestigung mittels Clips
- Betriebstemperatur: Von +5° bis +48°
- Filtrationsgrad G2 (Ref. EN 779/2012)




Filtration degree G2


Datasheet



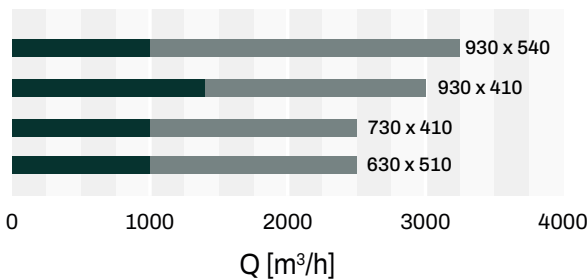
**OVERHEAD OPENING WITH CLIPS**



**OPENING WITH CLIPS**



**RAPID AIR FLOW RATE SELECTION**



CODE	DESCRIPTION	EXTERNAL FRAME DIM.		INSTAL. HOLE DIM.	BACK NECK DIM.		UPP. COLLAR COUPLING	U.M.	Pieces per box
		A [mm]	B [mm]	[mm]	A1 [mm]	B1 [mm]	Ø1 [mm]		
PWC100005	WHITE ABS OPENING GRILLE WITH REMOVABLE FILTER - 630 x 510	660	540	630 x 510	610	490	60	PCS	1
PWC100006	WHITE ABS OPENING GRILLE WITH REMOVABLE FILTER - 730 x 410	760	440	730 x 410	710	390	60	PCS	1
PWC100007	WHITE ABS OPENING GRILLE WITH REMOVABLE FILTER - 930 x 410	960	440	930 x 410	910	390	60	PCS	1
PWC100008	WHITE ABS OPENING GRILLE WITH REMOVABLE FILTER - 930 X 540	965	565	930 x 540	910	510	60	PCS	1

**REPLACEMENT FILTER FOR INTAKE FRILLE IN WHITE ABS PLASTIC - WITH AND WITHOUT INTEGRATED PLENUM**

**TECHNICAL SPECIFICATIONS**

- Frame: ABS
- Filtering septum type: Pleated nylon
- Operating temperature: +5°C to +48°C
- Filtration degree G2 (ref. EN 779/2012)

**FILTRE DE RECHANGE POUR GRILLE DE RÉCUPÉRATION EN PLASTIQUE ABS BLANC - AVEC ET SANS PLÉNUM INTÉGRÉ**

**CARACTÉRISTIQUES TECHNIQUES**

- Cadre : ABS
- Type de septum filtrant : Nylon plissé
- Température de fonctionnement : +5°C à +48°C
- Degré de filtration G2 (réf. EN 779/2012)

**ERSATZFILTER FÜR ZU-LUFTGITTER AUS WEISSEM ABS-KUNSTSTOFF - MIT UND OHNE INTEGRIERTES PLENUM**

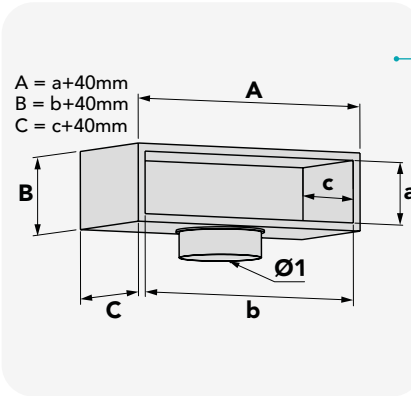
**TECHNISCHE EIGENSCHAFTEN**

- Rahmen: ABS
- Art des Filtermediums: Gefaltetes Nylon
- Betriebstemperatur: Von +5°C bis +48°C
- Filtrationsgrad G2 (Ref. EN 779/2012)

**THEY MATCH WITH RETURN GRILLES WITH PLENUM**

PWC100001  
PWC100002  
PWC100003  
PWC100004  
PAG. 34

**Datasheet**



CODE	MOD.	DESCRIPTION	INTERNAL HEIGHT	INTERNAL WIDTH	INTERNAL DEPTH	NECK COUPLING	U.M.	Pieces per box
			A [mm]	B [mm]	C [mm]	N°xØ [mm]		
PWD100011	MOD. 1/L	CUSTOM MADE RETURN PLENUMS IN PAL FOR DUCTED UNITS - MOD. 1/ L	ON REQUEST UPTO 300	ON REQUEST UPTO 1000	600	1 x 350	PCS	1

**CIRCULAR MULTIJET DIFFUSER IN WHITE ABS PLASTIC WITH QUICK FIXING WITH DAMPER AND INTEGRATED COLLAR**

**TECHNICAL SPECIFICATIONS**

- Made of white ABS RAL 9016
- Operating temperature -15°C to + 48°C
- Prevents condensation phenomena

**DIFFUSEUR CIRCULAIRE MULTIJET EN PLASTIQUE ABS BLANC À FIXATION RAPIDE AVEC REGISTRE ET COLLIER INTÉGRÉ**

**CARACTÉRISTIQUES TECHNIQUES**

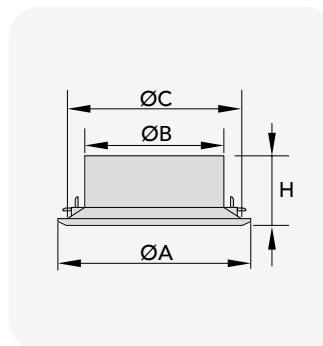

- Fabriqué en ABS blanc RAL 9016
- Température de fonctionnement de -15°C à + 48°C
- Prévient les phénomènes de condensation

**KREISFÖRMIGER MULTI-JET-LUFTDURCHLASS AUS WEISSEM ABS-KUNSTSTOFF MIT SCHNELLEBEFESTIGUNG MIT KLASPE UND INTEGRIERTER SCHELLE**

**TECHNISCHE EIGENSCHAFTEN**

- Aus weißem ABS RAL 9016
- Betriebstemperatur von -15°C bis +48°C
- Verhindert Kondensatbildung

**RAPID AIR FLOW RATE SELECTION**



CODE	DESCRIPTION	EXTERNAL DIM.	COLLAR	REAR COUPLING	DEPTH	U.M.	Pieces per box
		ØA [mm]	ØB [mm]	ØC [mm]	ØH [mm]		
11176000	MULTIJET ROUND DIFFUSER IN WHITE ABS PLASTIC, QUICK FIT WITH BUILT-IN DAMPER 150	244	150	200	100	PCS	1
11176010	MULTIJET ROUND DIFFUSER IN WHITE ABS PLASTIC, QUICK FIT WITH BUILT-IN DAMPER 200	294	200	250	100	PCS	1
11176020	MULTIJET ROUND DIFFUSER IN WHITE ABS PLASTIC, QUICK FIT WITH BUILT-IN DAMPER 250	362	250	320	100	PCS	1

**Datasheet**





**CIRCULAR MULTI-CONE  
ADJUSTABLE DIFFUSER IN  
WHITE PLASTIC ABS WITH  
QUICK COUPLING**

**TECHNICAL SPECIFICATIONS**

- Made of white ABS RAL 9016
- Operating temperature: -15°C to + 48°C
- Prevents condensation phenomena

**DIFFUSEUR CIRCULAIRE  
RÉGLABLE À CÔNES  
MULTIPLES EN PLASTIQUE  
ABS BLANC À FIXATION  
RAPIDE**

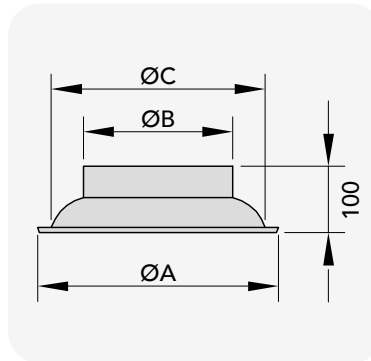

**CARACTÉRISTIQUES TECHNIQUES**

- Fabriqué en ABS blanc RAL 9016
- Température de fonctionnement : -15°C à + 48°C
- Prévient les phénomènes de condensation

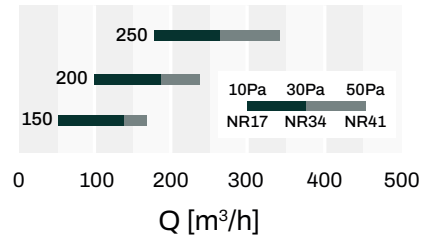
**VERSTELLBARER MEHRKE-  
GEL-RUNDDIFFUSOR AUS  
WEISSEM ABS-KUNSTSTOFF  
MIT SCHNELLEBFESTIGUNG**

**TECHNISCHE EIGENSCHAFTEN**

- Aus weißem ABS RAL 9016
- Betriebstemperatur: Von -15°C bis + 48°C
- Verhindert Kondensatbildung



**RAPID AIR FLOW RATE  
SELECTION**



CODE	DESCRIPTION	EXTERNAL	COLLAR	REAR COUPLING	U.M.	Pieces per box
		ØA [mm]	ØB [mm]	ØC [mm]		
11176030	ADJUSTABLE, QUICK FIT, MULTI-CONE ROUND DIFFUSER IN WHITE ABS PLASTIC Ø 150mm	244	150	200	PCS	1
11176040	ADJUSTABLE, QUICK FIT, MULTI-CONE ROUND DIFFUSER IN WHITE ABS PLASTIC Ø 200mm	294	200	250	PCS	1
11176050	ADJUSTABLE, QUICK FIT, MULTI-CONE ROUND DIFFUSER IN WHITE ABS PLASTIC Ø 250mm	362	250	320	PCS	1

**Datasheet**



**ADJUSTABLE SINGLE CONE  
CIRCULAR DIFFUSER IN  
WHITE ABS PLASTIC WITH  
INTEGRATED COLLAR QUICK  
COUPLING**

**TECHNICAL SPECIFICATIONS**

- Made of white ABS RAL 9016
- Operating temperature: -15°C to + 48°C
- Prevents condensation phenomena

**DIFFUSEUR CIRCULAIRE  
À UN CÔNE RÉGLABLE EN  
PLASTIQUE ABS BLANC  
À FIXATION RAPIDE AVEC  
COLLIER INTÉGRÉ**

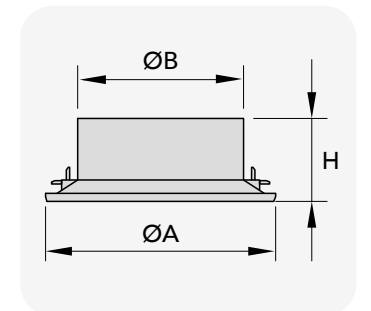

**CARACTÉRISTIQUES TECHNIQUES**

- Fabriqué en ABS blanc RAL 9016
- Température de fonctionnement : -15°C à + 48°C
- Prévient les phénomènes de condensation

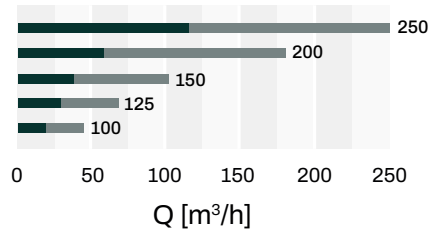
**VERSTELLBARER EINKE-  
GEL-RUNDDIFFUSOR AUS  
WEISSEM ABS-KUNSTSTOFF  
MIT INTEGRIERTER SCHELLE**

**TECHNISCHE EIGENSCHAFTEN**

- Aus weißem ABS RAL 9016
- Betriebstemperatur: Von -15°C bis + 48°C
- Verhindert Kondensatbildung



**RAPID AIR FLOW RATE  
SELECTION**



CODE	DESCRIPTION	EXTERNAL	COLLAR	DEPTH	U.M.	Pieces per box
		ØA [mm]	ØB [mm]	H [mm]		
11176060	SINGLE CONE, ADJUSTABLE, CIRCULAR DIFFUSER IN ABS - QUICK FIT Ø 100mm	180	100	90	PCS	1
11176070	SINGLE CONE, ADJUSTABLE, CIRCULAR DIFFUSER IN ABS - QUICK FIT Ø 125mm	220	125	105	PCS	1
11176080	SINGLE CONE, ADJUSTABLE, CIRCULAR DIFFUSER IN ABS - QUICK FIT Ø 150mm	265	150	111,5	PCS	1
11176090	SINGLE CONE, ADJUSTABLE, CIRCULAR DIFFUSER IN ABS - QUICK FIT Ø 200mm	316	200	113	PCS	1
11176100	SINGLE CONE, ADJUSTABLE, CIRCULAR DIFFUSER IN ABS - QUICK FIT Ø 250mm	366	250	118	PCS	1

**Datasheet**



**CIRCULAR DIFFUSER WITH FIXED CONES IN WHITE PAINTED ALUMINIUM WITH BUTTERFLY SHUTTER AND COLLAR**

**TECHNICAL SPECIFICATIONS**

- Made of white painted aluminium RAL 9016
- Equipped with damper and collar
- Fixed cones

**DIFFUSEUR CIRCULAIRE À CÔNES FIXES EN ALUMINIUM PEINT BLANC AVEC VANNE PAPILLON ET COLLIER**


**CARACTÉRISTIQUES TECHNIQUES**

- Fabriqué en aluminium peint en blanc RAL 9016
- Équipé d'un registre et d'un collier
- À cônes fixes

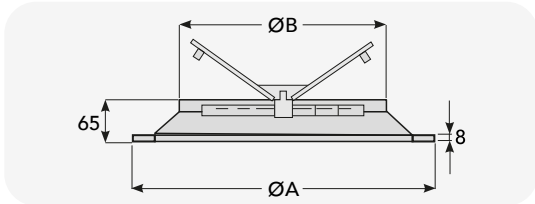
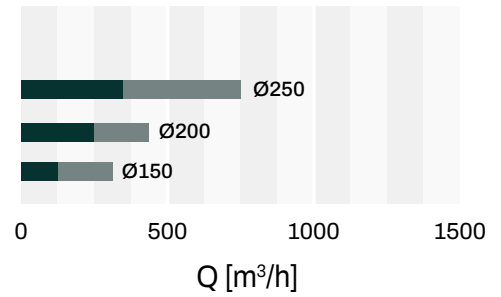
**KREISFÖRMIGER LUFTDURCHLASS MIT FESTSTEHENDEN KEGELN AUS WEISS LACKIERTEM ALUMINIUM MIT SPERRKLAPPE UND SCHELLE**

**TECHNISCHE EIGENSCHAFTEN**

- Aus weiß lackiertem Aluminium RAL 9016
- Mit Klappe und Schellen
- Mit festen Kegeln



**RAPID AIR FLOW RATE SELECTION**



CODE	EXTERNAL	COLLAR	U.M.	Pieces per box
	Ø A [mm]	Ø B [mm]		
W11161760	260	150	PCS	1
W11161770	310	200	PCS	1
W11161780	360	250	PCS	1



**CIRCULAR VORTEX DIFFUSER WITH FIXED BLADES**

**DIFFUSEUR CIRCULAIRE EN TOURBILLON AVEC AUBES FIXES**

**KREISFÖRMIGER WIRBELDIFFUSOR MIT FESTEN SCHAUFELN**

**TECHNICAL SPECIFICATIONS**

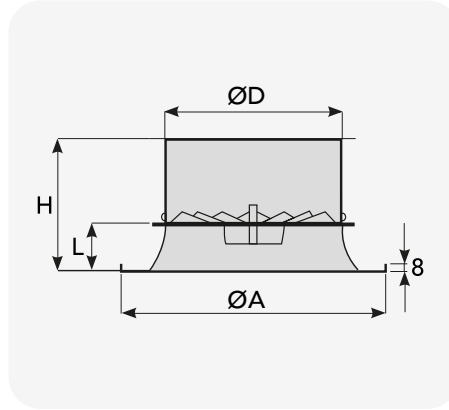
- Made of aluminium
- Painting white RAL 9016
- With fixed blades

**CARACTÉRISTIQUES TECHNIQUES**

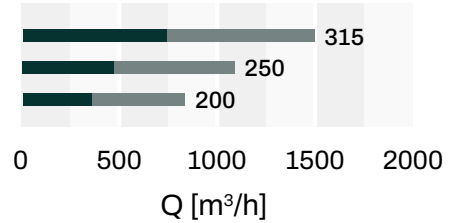
- Fabriqué en aluminium
- Peinture blanche RAL 9016
- Avec lames fixes

**TECHNISCHE EIGENSCHAFTEN**

- Aus Aluminium
- Lackierung weiß RAL 9016
- Mit festen Schaufeln



**RAPID AIR FLOW RATE SELECTION**



CODE	DESCRIPTION	ØD	ØA	H	L	U.M.	Pieces per box
		[mm]	[mm]	[mm]	[mm]		
PWC200022	ROUND SWIRL DIFFUSER WITH FIXED BLADES Ø 200	200	300	125	57	PCS	1
PWC200023	ROUND SWIRL DIFFUSER WITH FIXED BLADES Ø 250	250	360	110	50	PCS	1
PWC200024	ROUND SWIRL DIFFUSER WITH FIXED BLADES Ø 215	315	465	122	67	PCS	1

[Datasheet](#)



**CIRCULAR VORTEX DIFFUSER WITH ADJUSTABLE BLADES**

**DIFFUSEUR CIRCULAIRE EN TOURBILLON AVEC AUBES RÉGLABLES**

**KREISFÖRMIGER WIRBELDIFFUSOR MIT VERSTELLBAREN SCHAUFELN**

**TECHNICAL SPECIFICATIONS**

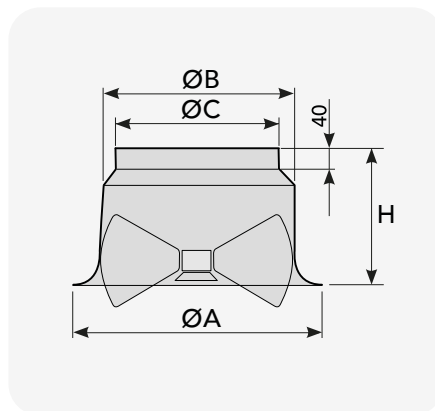
- Aluminium hood, steel flaps
- Painting white RAL 9010
- With adjustable blades

**CARACTÉRISTIQUES TECHNIQUES**

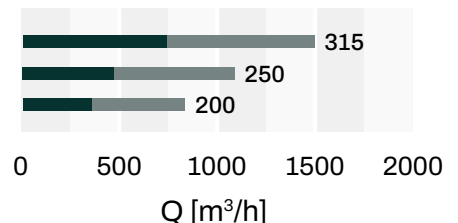
- Cloche en aluminium, ailettes en acier
- Peinture blanche RAL 9010
- Avec lames réglables

**TECHNISCHE EIGENSCHAFTEN**

- Aluminiumglocke, Stahlrippen
- Lackierung weiß RAL 9010
- Mit verstellbaren Schaufeln



**RAPID AIR FLOW RATE SELECTION**



**Available on request**

CODE	DESCRIPTION	ØD	ØA	ØC	H	U.M.	Pieces per box
		[mm]	[mm]	[mm]	[mm]		
PWC200039	ROUND SWIRL DIFFUSER WITH ADJUSTABLE BLADE Ø 200	316	242	198	214	PCS	1

[Datasheet](#)



**ADJUSTABLE LONG-RANGE  
DIFFUSER IN ANODISED  
ALUMINIUM**

**TECHNICAL SPECIFICATIONS**

- Made of aluminium
- Fastening by means of screws directly on the circular channel
- Anodised aluminium finish

**DIFFUSEUR LONGUE PORTÉE  
RÉGLABLE EN ALUMINIUM  
ANODISÉ**

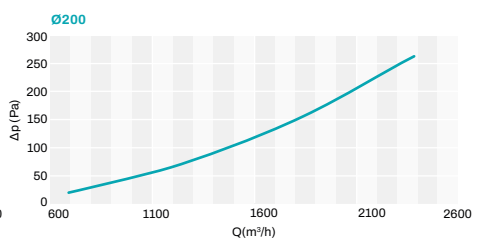
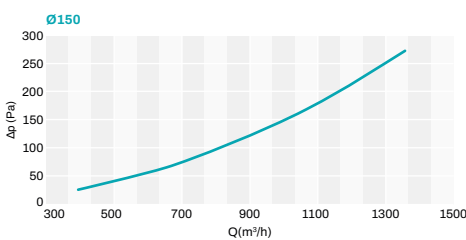
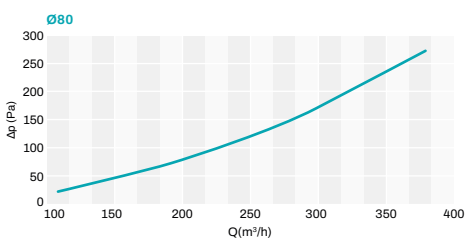
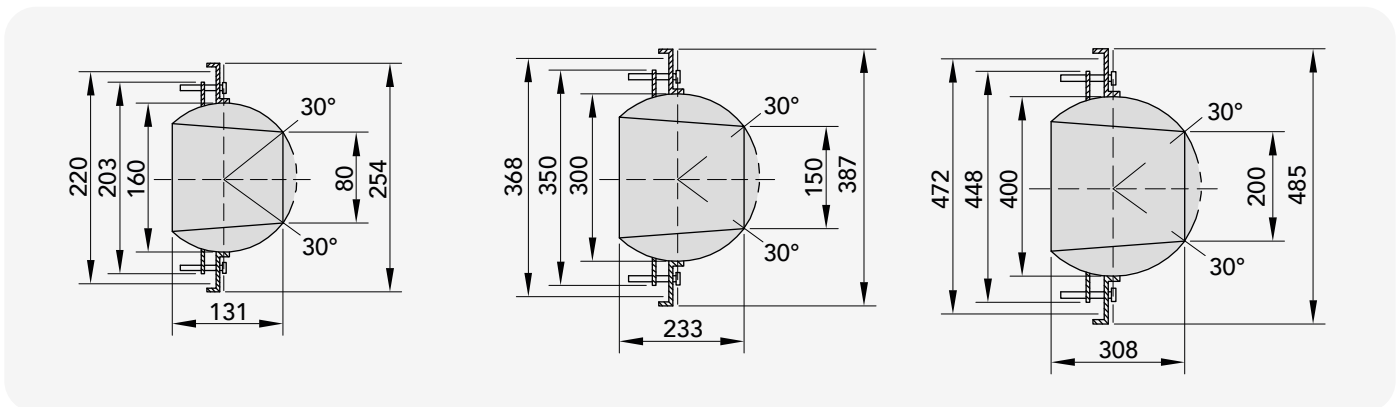
**CARACTÉRISTIQUES TECHNIQUES**

- Fabriqué en aluminium
- Fixation par vis directement sur le canal circulaire
- Finition en aluminium anodisé

**VERSTELLBARER LUFTDUR-  
CHLASS MIT GROSSER REI-  
CHWEITE AUS ELOXIERTEM  
ALUMINIUM**

**TECHNISCHE EIGENSCHAFTEN**

- Aus Aluminium
- Befestigung mit Schrauben direkt am runden Kanal
- Eloxierte Aluminium-Oberfläche



Available on request

CODE	DESCRIPTION	U.M.	Pieces per box
11175020	ADJUSTABLE, LONG THROW DIFFUSER IN ANODISED ALUMINIUM Ø 80mm	PCS	1
11175025	ADJUSTABLE, LONG THROW DIFFUSER IN ANODISED ALUMINIUM Ø 150mm	PCS	1
11175030	ADJUSTABLE, LONG THROW DIFFUSER IN ANODISED ALUMINIUM Ø 200mm	PCS	1

Datasheet



**ADJUSTABLE VENTILATION VALVE FOR AIR FLOW IN WHITE PAINTED METAL**

**VANNE DE VENTILATION RÉGLABLE D'ADMISSION DE L'AIR EN MÉTAL PEINT BLANC**

**EINSTELLBARES BELÜFTUNGSVENTIL AUS WEISS LACKIERTEM METALL**

**TECHNICAL SPECIFICATIONS**

- Made of metal
- Painting white RAL 9016
- Devices include inner perimeter gasket and fastening collar
- Fastening by means of hidden screws on mounting collar

**CARACTÉRISTIQUES TECHNIQUES**

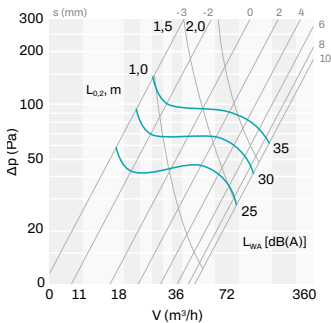
- Fabriqué en métal
- Peinture blanche RAL 9016
- Dispositifs complets avec joint de périmètre interne et collier de fixation
- Fixation au moyen de vis cachées sur le collier de montage

**TECHNISCHE EIGENSCHAFTEN**

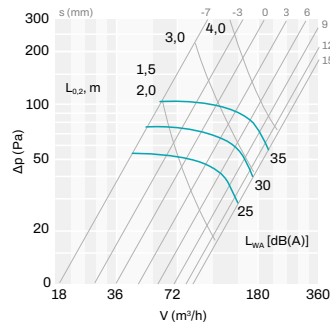
- Aus Metall
- Lackierung weiß RAL 9016
- Komplett mit innerer Umfangsdichtung und Befestigungsschelle
- Befestigung mittels verdeckter Schrauben an Montageschelle



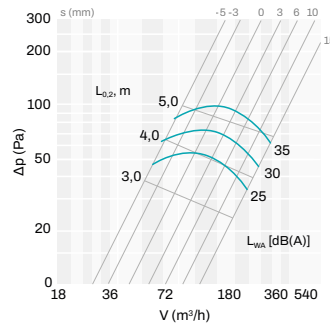
**MOD. Ø100**



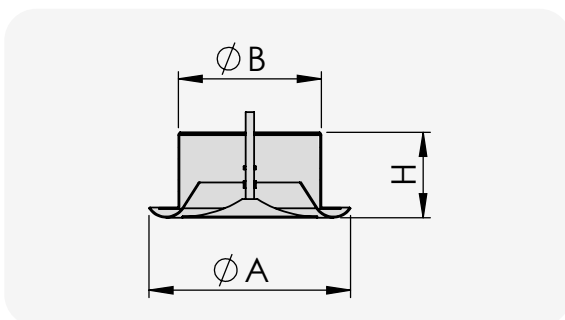
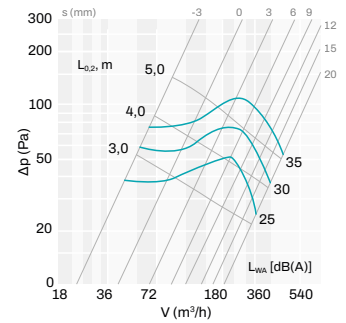
**MOD. Ø125**



**MOD. Ø150**



**MOD. Ø200**



DIMENSIONS [mm]			
MOD.	Ø A	Ø B	H
Ø 100	97,5	97,5	40
Ø 125	122,5	122,5	46
Ø 150	147,5	147,5	50
Ø 200	248	197,5	63

CODE	DESCRIPTION	AIR FLOW RATE	U.M.	 Pieces per box
		[m³/h]		
11175060	ADJUSTABLE, VENTILATION VALVE IN WHITE POWDER PAINT FINISHED METAL FOR AIR SUPPLY Ø 100mm	40	PCS	1
11175061	ADJUSTABLE, VENTILATION VALVE IN WHITE POWDER PAINT FINISHED METAL FOR AIR SUPPLY Ø 125mm	80	PCS	1
11175062	ADJUSTABLE, VENTILATION VALVE IN WHITE POWDER PAINT FINISHED METAL FOR AIR SUPPLY Ø 150mm	100	PCS	1
11175064	ADJUSTABLE, VENTILATION VALVE IN WHITE POWDER PAINT FINISHED METAL FOR AIR SUPPLY Ø 200mm	120	PCS	1





**ADJUSTABLE AIR RETURN VENTILATION VALVE IN WHITE PAINTED METAL**

**TECHNICAL SPECIFICATIONS**

- Made of metal
- Painting white RAL 9016
- Includes internal perimeter gasket and fastening collar
- Fastening by means of hidden screws on mounting collar

**VANNE DE VENTILATION RÉGLABLE DE REPRISE DE L'AIR EN MÉTAL PEINT BLANC**

**CARACTÉRISTIQUES TECHNIQUES**

- Fabriqué en métal
- Peinture blanche RAL 9016
- Livré avec joint de périmètre interne et collier de fixation
- Fixation au moyen de vis cachées sur le collier de montage

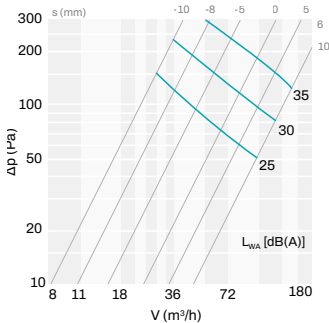
**EINSTELLBARES BELÜFTUNGSVENTIL FÜR DEN LUFTEINLASS AUS WEISS LACKIERTEM METALL**

**TECHNISCHE EIGENSCHAFTEN**

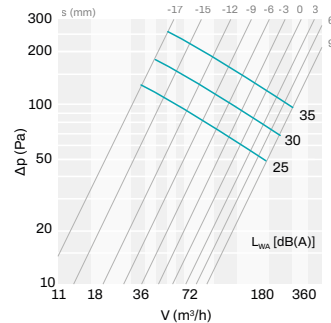
- Aus Metall
- Lackierung weiß RAL 9016
- Komplett mit innerer Umfangsdichtung und Befestigungsschelle
- Befestigung mittels verdeckter Schrauben an Montageschelle



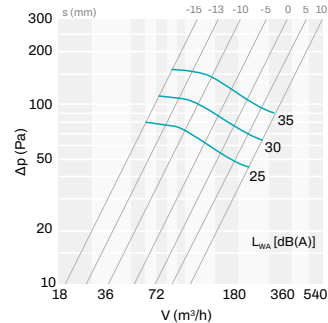
**MOD. Ø100**



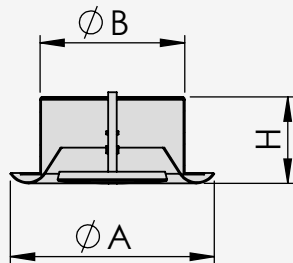
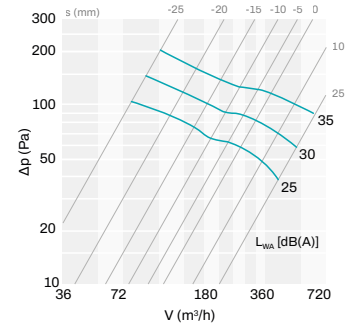
**MOD. Ø125**



**MOD. Ø150**



**MOD. Ø200**



**DIMENSIONS [mm]**

MOD.	$\phi A$	$\phi B$	H
Ø 100	138	97,5	40
Ø 125	164	122,5	46
Ø 150	202	147,5	50
Ø 200	248	197,5	63

CODE	DESCRIPTION	U.M.	Pieces per box
11175150	ADJUSTABLE METAL VENTILATION VALVE WITH WHITE FINISH FOR AIR EXTRACTION Ø 100mm	PCS	1
11175155	ADJUSTABLE METAL VENTILATION VALVE WITH WHITE FINISH FOR AIR EXTRACTION Ø 125mm	PCS	1
11175160	ADJUSTABLE METAL VENTILATION VALVE WITH WHITE FINISH FOR AIR EXTRACTION Ø 150mm	PCS	1
11175165	ADJUSTABLE METAL VENTILATION VALVE WITH WHITE FINISH FOR AIR EXTRACTION Ø 200mm	PCS	1

**Datasheet**



**ADJUSTABLE ABS PLASTIC AIR DELIVERY/RETURN VENTILATION VALVE WHITE**

**TECHNICAL SPECIFICATIONS**

- Made of white ABS RAL 9016
- Prevents condensation phenomena
- Operating temperature - 40°C to +40°C
- Suitable for delivery and intake
- Fastening by means of hidden screws on mounting collar

**VANNE DE VENTILATION RÉGLABLE D'ADMISSION/ REPRISE DE L'AIR EN PLASTIQUE ABS BLANC**

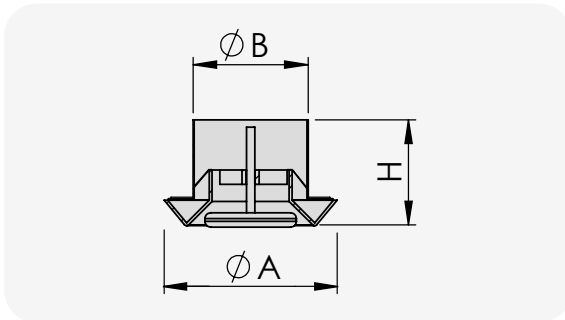
**CARACTÉRISTIQUES TECHNIQUES**

- Fabriqué en ABS blanc RAL 9016
- Préviens les phénomènes de condensation
- Température de fonctionnement - 40°C à +40°C
- Convient pour la livraison et la récupération
- Fixation au moyen de vis cachées sur le collier de montage

**EINSTELLBARES BELÜFTUNGS- UND ABLUFT-VENTIL AUS WEISSEM ABS-KUNSTSTOFF**

**TECHNISCHE EIGENSCHAFTEN**

- Aus weißem ABS RAL 9016
- Verhindert Kondensatbildung
- Betriebstemperatur - 40°C bis +40°C
- Für zu- und Abluft geeignet
- Befestigung mittels verdeckter Schrauben an Montageschelle



DIMENSIONS [mm]			
MOD.	Ø A	Ø B	H
Ø 80	130	76	75
Ø 100	140	96	75
Ø 125	175	120	75
Ø 150	200	145	75
Ø 200	250	195	75

CODE	DESCRIPTION	AIR FLOW RATE	U.M.	Pieces per box
		[m³/h]		
11161319	ADJUSTABLE VENTILATION VALVES IN ABS PLASTIC, WHITE, FOR AIR EXTRACTION Ø 80mm	31	PCS	1
11161320	ADJUSTABLE VENTILATION VALVES IN ABS PLASTIC, WHITE, FOR AIR EXTRACTION Ø 100mm	47	PCS	1
11161321	ADJUSTABLE VENTILATION VALVES IN ABS PLASTIC, WHITE, FOR AIR EXTRACTION Ø 125mm	72	PCS	1
11161322	ADJUSTABLE VENTILATION VALVES IN ABS PLASTIC, WHITE, FOR AIR EXTRACTION Ø 150mm	102	PCS	1
11161323	ADJUSTABLE VENTILATION VALVES IN ABS PLASTIC, WHITE, FOR AIR EXTRACTION Ø 200mm	180	PCS	1



**ROUND WHITE INTAKE GRILLE**

**TECHNICAL SPECIFICATIONS**

- Made of white painted aluminium RAL 9016
- Operating temperature -40°C a +40°C
- Mounted using flat-head screws

**GRILLE DE RÉCUPÉRATION RONDE BLANCHE**

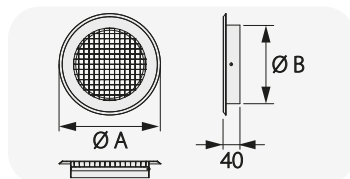
**CARACTÉRISTIQUES TECHNIQUES**

- Fabriqué en aluminium peint en blanc RAL 9016
- Température de fonctionnement de -40°C à +40°C
- Montage à l'aide de vis rétractables

**RUNDES WEISSES ABLUFT-GITTER**

**TECHNISCHE EIGENSCHAFTEN**

- Aus weiß lackiertem Aluminium RAL 9016
- Betriebstemperatur von -40°C bis +40 °C
- Montage mit versenkten Schrauben



CODE	DESCRIPTION	Ø A	Ø B	AIR FLOW RATE	U.M.	Pieces per box
		[mm]	[mm]	[m³/h]		
PWC200072	ROUND INTAKE GRILLE Ø95 WHITE	150	95	47	PCS	1
PWC200073	ROUND INTAKE GRILLE Ø120 WHITE	175	120	72	PCS	1
PWC200074	ROUND INTAKE GRILLE Ø145 WHITE	200	145	102	PCS	1



**SQUARE DIFFUSER 1 - 2 - 3 - 4-WAY IN WHITE PAINTED ALUMINIUM COMPLETE WITH DAMPER AND LOWERED PLENUM**

**TECHNICAL SPECIFICATIONS**

- Diffuser made of white painted aluminium RAL 9016
- Plenum box made of galvanised metal sheet
- Outer closed cell polyethylene coating (thickness 3 mm)
- Suitable for air delivery and intake
- High operating efficiency
- Lowered plenum with damper and hole for ceiling mounting

**DIFFUSEUR CARRÉ 1 - 2 - 3 - 4 VOIES EN ALUMINIUM PEINT BLANC AVEC REGISTRE ET PLÉNUM ABAISSÉ**

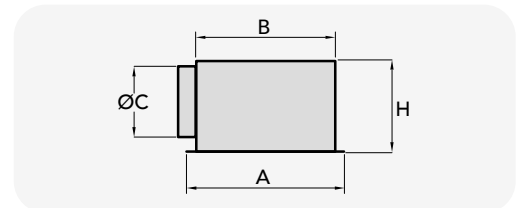

**CARACTÉRISTIQUES TECHNIQUES**

- Diffuseur en aluminium peint en blanc RAL 9016
- Plénum en tôle galvanisée
- Revêtement extérieur en polyéthylène à cellules fermées (épaisseur 3 mm)
- Convient pour l'admission d'air et l'admission
- Efficacité opérationnelle élevée
- Plénum abaissé avec registre et trou pour montage au plafond

**DQA QUADRATISCHER DIFFUSOR 1 - 2 - 3 - 4-WEGE AUS WEISS LACKIERTEM ALUMINIUM KOMPLETT MIT KLASPE UND NIEDRIGEM PLENUM**

**TECHNISCHE EIGENSCHAFTEN**

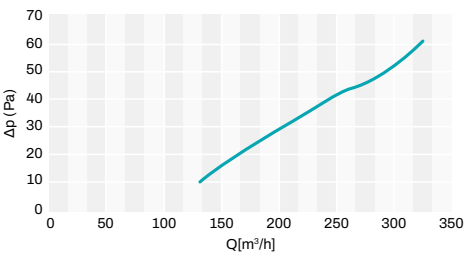
- Luftdurchlässe aus weiß lackiertem Aluminium RAL 9016
- Plenum aus verzinktem Blech
- Außenbeschichtung aus Polyethylen mit geschlossenen Zellen (Stärke 3 mm)
- Geeignet für Luftzufuhr und -ableitung
- Hohe Funktionseffizienz
- Niedriges Plenum mit Klappe und Bohrung zur Deckenmontage



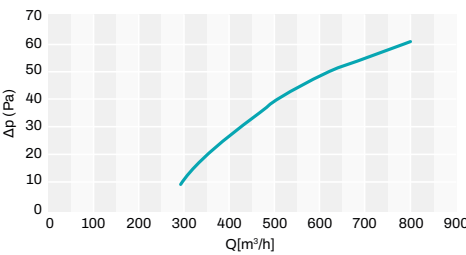
EXT. FRAME DIM	PLENUM WIDTH	PLENUM COLLAR	PLENUM HEIGHT
A [mm]	B [mm]	ØC [mm]	H [mm]
295 x 295	235 x 235	100-125-150	250
370 x 370	310 x 310	150	250
445 x 445	385 x 385	150-200	250
520 x 520	460 x 460	150-200	250
595 x 595	560 x 560	250	280

The data in the table refer to the following conditions: **terminal speed Vt = 0.25 m/s**

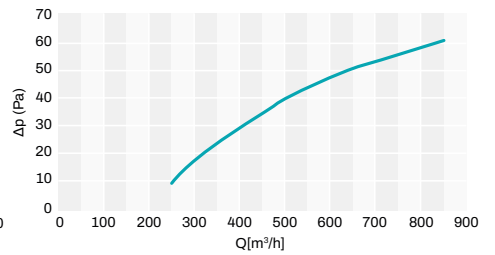
**SIDE COLLAR DN. 100 mm (DIFF. 295 x 295 mm)**



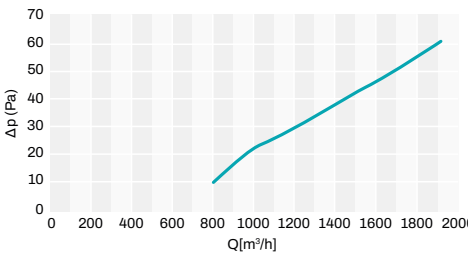
**SIDE COLLAR DN. 150 mm (DIFF. 370 x 370 mm)**



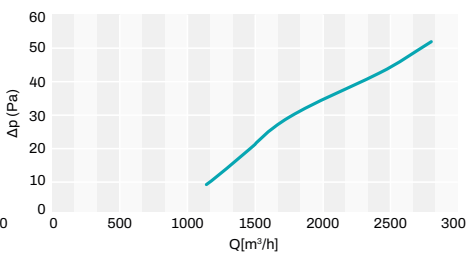
**SIDE COLLAR DN. 200 mm (DIFF. 445 x 445 mm)**



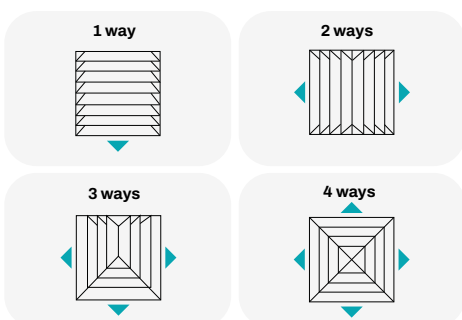
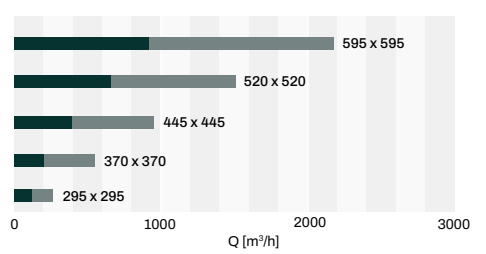
**SIDE COLLAR DN. 200 mm (DIFF. 520 x 520 mm)**



**SIDE COLLAR DN. 250 mm (DIFF. 595 x 595 mm)**



**RAPID AIR FLOW RATE SELECTION**



1 WAY	2 WAYS	3 WAYS	4 WAYS	U.M.	Pieces per box
CODE	CODE	CODE	CODE		
PWD400202	PWD400207	PWD400212	PWD400217	PCS	1
PWD400203	-	PWD400213	PWD400218	PCS	1
PWD400204	-	PWD400214	PWD400219	PCS	1
PWD400206	-	PWD400216	PWD400220	PCS	1
-	-	-	PWD400221	PCS	1



 **SQUARE DIFFUSER 1 - 2 - 3 - 4-WAY IN WHITE PAINTED ALUMINIUM**

**TECHNICAL SPECIFICATIONS**

- Made in white painted aluminium
- Suitable for air delivery and intake
- High operating efficiency

 **DIFFUSEUR CARRÉ 1 - 2 - 3 - 4 VOIES EN ALUMINIUM PEINT BLANC**

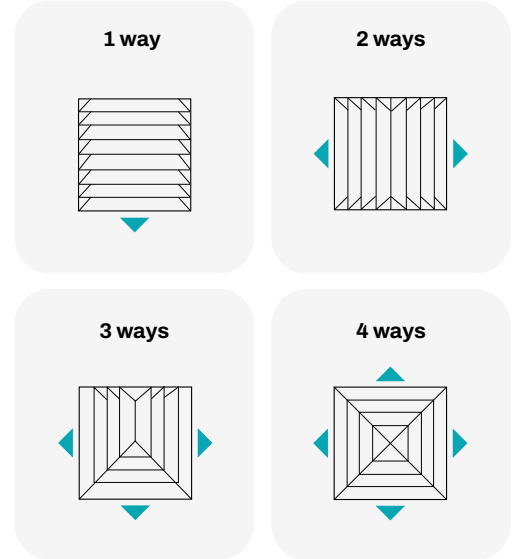

**CARACTÉRISTIQUES TECHNIQUES**

- Réalisé en aluminium peint en blanc
- Convient pour l'admission d'air et l'admission
- Efficacité opérationnelle élevée

 **QUADRATISCHER DIFFUSOR 1 - 2 - 3 - 4-WEGE AUS WEISS LACKIERTEM ALUMINIUM**

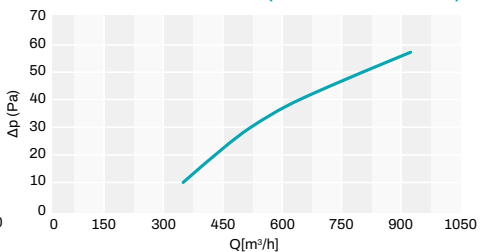
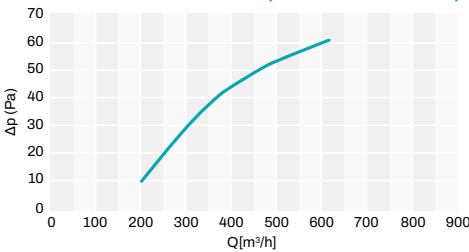
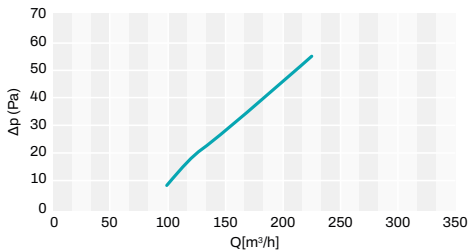
**TECHNISCHE EIGENSCHAFTEN**

- Gefertigt aus weiß lackiertem Aluminium
- Für zu- und Abluft geeignet
- Hohe Funktionseffizienz

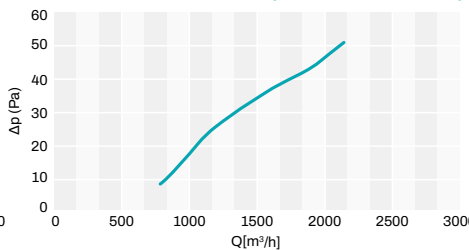
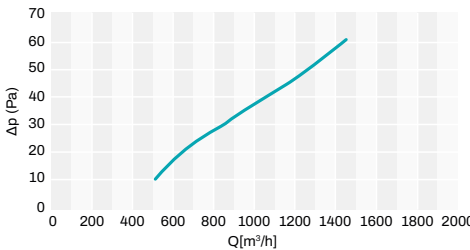


The data in the table refer to the following conditions: **terminal speed  $V_t = 0.25$  m/s**

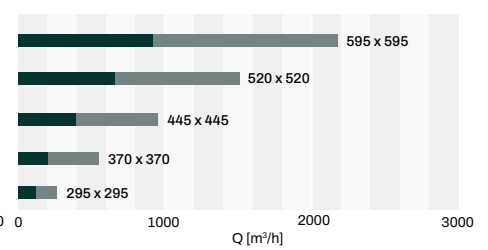
**SIDE COLLAR DN. 100 mm (DIFF. 295 x 295 mm)**   **SIDE COLLAR DN. 150 mm (DIFF. 370 x 370 mm)**   **SIDE COLLAR DN. 200 mm (DIFF. 445 x 445 mm)**



**SIDE COLLAR DN. 200 mm (DIFF. 520 x 520 mm)**   **SIDE COLLAR DN. 250 mm (DIFF. 595 x 595 mm)**



**RAPID AIR FLOW RATE SELECTION**



1 WAY	2 WAYS	3 WAYS	4 WAYS	DIM. EXT.	REAR COUPLING	DEPTH	U.M.	Pieces per box
CODE	CODE	CODE	CODE	[mm]	[mm]	[mm]		
W11161610	W11161620	W11161630	W11161640	295x295	150 x 150	50	PCS	1
W11161612	W11161622	W11161632	W11161642	370x370	225 x 225	50	PCS	1
W11161613	W11161623	W11161633	W11161643	445x445	300 x 300	50	PCS	1
W11161614	W11161624	W11161634	W11161644	520x520	375 x 375	50	PCS	1
W11161616	W11161626	W11161636	W11161646	595x595	450 x 450	50	PCS	1



**SQUARE DIFFUSER 4-WAY IN WHITE PAINTED ALUMINIUM WITH DAMPER AND LOWERED PLENUM**

**TECHNICAL SPECIFICATIONS**

- Diffuser made of white painted aluminium RAL 9016
- Plenum box made of galvanised metal sheet outer closed cell polyethylene coating (thickness 3 mm)
- Suitable for air delivery and intake
- High operating efficiency
- Lowered plenum with damper and hole for ceiling mounting

**DIFFUSEUR CARRÉ 4 VOIES EN ALUMINIUM PEINT BLANC AVEC REGISTRE ET PLÉNUM ABAISSÉ**

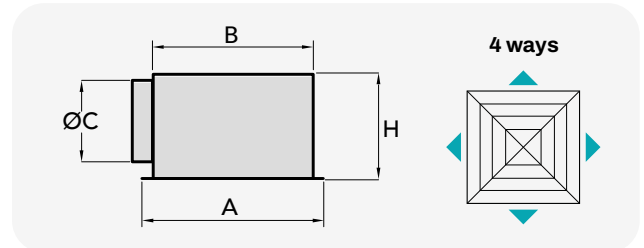
**CARACTÉRISTIQUES TECHNIQUES**

- Diffuseur en aluminium peint en blanc RAL 9016
- Plénum en tôle galvanisée
- Revêtement extérieur en polyéthylène à cellules fermées (épaisseur 3 mm)
- Convient pour l'admission d'air et l'admission
- Efficacité opérationnelle élevée
- Plénum abaissé avec registre et trou pour montage au plafond

**QUADRATISCHER DIFFUSOR 4-WEGE AUS WEISS LACKIERTEM ALUMINIUM KOMPLETT MIT Klappe UND NIEDRIGEM PLENUM**

**TECHNISCHE EIGENSCHAFTEN**

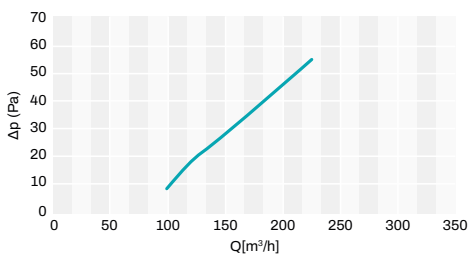
- Luftdurchlässe aus weiß lackiertem Aluminium RAL 9016
- Plenum aus verzinktem Blech
- Außenbeschichtung aus Polyethylen mit geschlossenen Zellen (Stärke 3 mm)
- Geeignet für Luftzufuhr und -ableitung
- Hohe Funktionseffizienz
- Absenkbares Plenum mit Klappe und Bohrung zur Deckenmontage



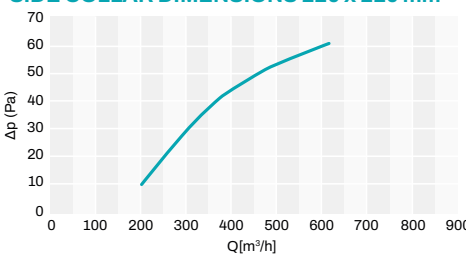
PLENUM WIDTH	PLENUM COLLAR	HEIGHT
B [mm]	Ø C [mm]	H [mm]
235 x 235	100 - 125 - 150	250
310 x 310	150	250
385 x 385	150 - 200	250
460 x 460	150 - 200	250

The data in the table refer to the following conditions: **terminal speed  $V_t = 0.25$  m/s**

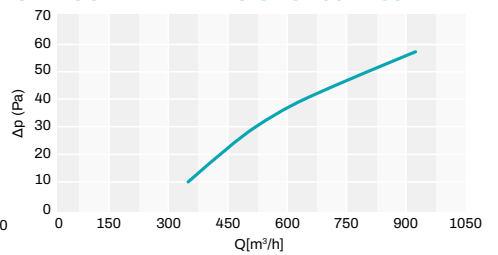
**SIDE COLLAR DIMENSIONS 145 x 145 mm**



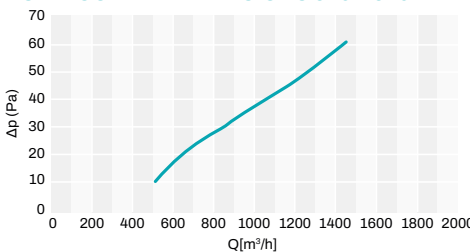
**SIDE COLLAR DIMENSIONS 220 x 220 mm**



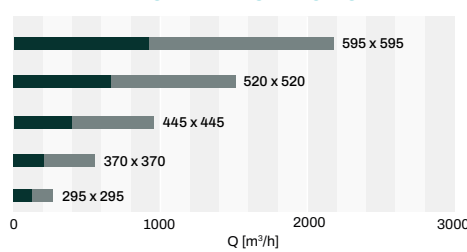
**SIDE COLLAR DIMENSIONS 295 x 295 mm**



**SIDE COLLAR DIMENSIONS 370 x 370 mm**



**RAPID AIR FLOW RATE SELECTION**



CODE	DESCRIPTION	EXT. DIM.	REAR COUP. DIM.	U.M.	Pieces per box
		[mm]	[m³/h]		
PWD200007	SQUARE DIFFUSER DQBP 595x595 4 WAYS AIR PASSAGE 150x150 IN WHITE PAINTED ALUMINIUM WITH DAMPER AND LOWERED PLENUM	595 x 595	145 x 145	PCS	1
PWD200008	SQUARE DIFFUSER DQBP 595x595 4 WAYS AIR PASSAGE 225x225 IN WHITE PAINTED ALUMINIUM WITH DAMPER AND LOWERED PLENUM	595 x 595	220 x 220	PCS	1
PWD200009	SQUARE DIFFUSER DQBP 595x595 4 WAYS AIR PASSAGE 300x300 IN WHITE PAINTED ALUMINIUM WITH DAMPER AND LOWERED PLENUM	595 x 595	295 x 295	PCS	1
PWD200010	SQUARE DIFFUSER DQBP 595x595 4 WAYS AIR PASSAGE 375x375 IN WHITE PAINTED ALUMINIUM WITH DAMPER AND LOWERED PLENUM	595 x 595	370 x 370	PCS	1

**Datasheet**





**SQUARE DIFFUSER 4-WAY ON PANEL IN WHITE PAINTED ALUMINIUM**

**TECHNICAL SPECIFICATIONS**

- Made of white painted aluminium RAL 9016
- Suitable for air delivery and intake
- High operating efficiency

**DIFFUSEUR CARRÉ 4 VOIES SUR PANNEAU EN ALUMINIUM PEINT BLANC**

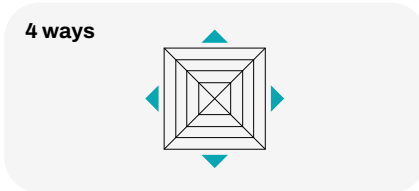
**CARACTÉRISTIQUES TECHNIQUES**

- Fabriqué en aluminium peint en blanc RAL 9016
- Convient pour l'admission d'air et l'admission
- Efficacité opérationnelle élevée

**QUADRATISCHER DIFFUSOR 4-WEGE AUF PLATTE AUS WEISS LACKIERTEM ALUMINIUM**

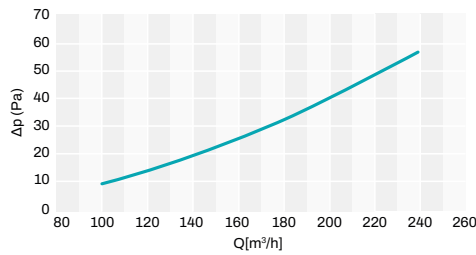
**TECHNISCHE EIGENSCHAFTEN**

- Aus weiß lackiertem Aluminium RAL 9016
- Für zu- und Abluft geeignet
- Hohe Funktionseffizienz

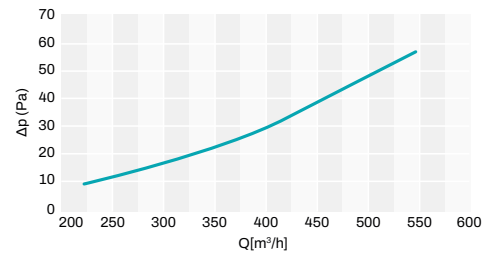


The data in the table refer to the following conditions: **terminal speed  $V_t = 0.25$  m/s**

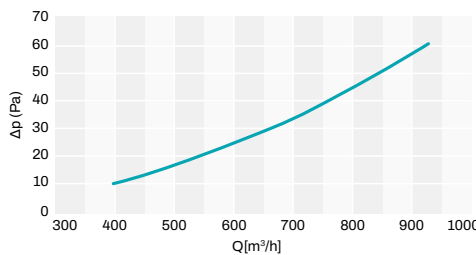
**SIDE COLLAR DIMENSIONS 150 x 150 mm**



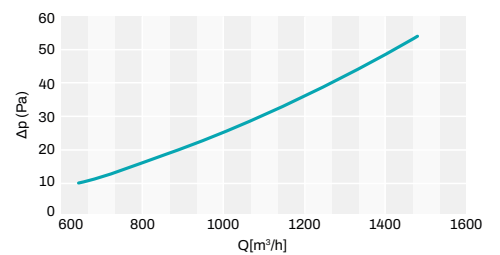
**SIDE COLLAR DIMENSIONS 225 x 225 mm**



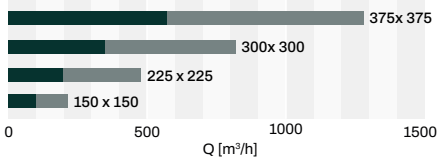
**SIDE COLLAR DIMENSIONS 300 x 300 mm**



**SIDE COLLAR DIMENSIONS 375 x 375 mm**



**RAPID AIR FLOW RATE SELECTION**



CODE	DESCRIPTION	EXT. DIM.	REAR COUP. DIM.	DEPTH	U.M.	Pieces per box
		[mm]	[m³/h]	[mm]		
PWC200018	SQUARE DIFFUSER "DQB" 595x595 4-WAY 150x150	595 x 595	150 x 150	51	PCS	1
PWC200019	SQUARE DIFFUSER "DQB" 595x595 4-WAY 225x225	595 x 595	225 x 225	51	PCS	1
PWC200020	SQUARE DIFFUSER "DQB" 595x595 4-WAY 300x300	595 x 595	300 x 300	51	PCS	1
PWC200021	SQUARE DIFFUSER "DQB" 595x595 4-WAY 375x375	595 x 595	375 x 375	51	PCS	1

**Datasheet**



**CALIBRATION DAMPER FOR 1-2-3-4 WAY SQUARE DIFFUSER**

**FERMETURE DE CALIBRAGE POUR DIFFUSEUR CARRÉ À 1-2-3-4 VOIES**

**KALIBRIERKLAPPE FÜR 1-2-3-4-WEGE VIERECKIGE DIFFUSOR**




CODE	DIMENSIONS [mm]	DEPTH [mm]	U.M.	Pieces per box
W11161660	150 x 150	44	PCS	1
W11161662	225 x 225	44	PCS	1
W11161663	300 x 300	44	PCS	1
W11161664	375 x 375	44	PCS	1
W11161666	450 x 450	44	PCS	1

**Datasheet**




# DQEP

 **SQUARE HELIX DIFFUSER 16 / 24 / 48 SLOTS IN WHITE PAINTED METAL ADJUSTABLE JETS COMPLETE WITH DAMPER AND LOWERED PLENUM**


### TECHNICAL SPECIFICATIONS

- Made of white painted metal RAL 9016
- Suitable for air delivery and intake
- High operating efficiency

 **DIFFUSEUR HÉLICOÏDAL CARRÉ 16 / 24 / 48 FENTES EN MÉTAL PEINT BLANC AVEC JETS RÉGLABLES AVEC REGISTRE ET PLÉNUM ABAISSÉ**

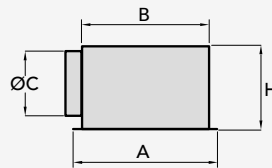

### CARACTÉRISTIQUES TECHNIQUES

- Fabriqué en métal peint en blanc RAL 9016
- Convient pour le soufflage et le retour d'air
- Efficacité opérationnelle élevée

 **QUADRATISCHER WENDELDIFFUSOR 16 / 24 / 48 SCHLITZE AUS WEISS LACKIERTEM METALL MIT EINSTELLBAREN DÜSEN KOMPLETT MIT KlapPE UND NIEDRIGEM PLENUM**

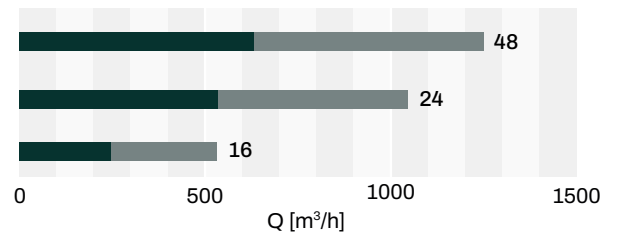
### TECHNISCHE EIGENSCHAFTEN

- Aus weiß lackiertem Metall RAL 9016
- Für zu-und Abluft geeignet
- Hohe Funktionseffizienz



Example mod.48  
Fixed jets

### RAPID AIR FLOW RATE SELECTION



CODE	DESCRIPTION	A	B	ØC	H	U.M.	Pieces per box
		[mm]	[mm]	[mm]	[mm]		
PWD200003	DQEP SQUARE HELICAL DIFFUSER 16 SLOTS IN WHITE PAINTED METAL WITH ADJUSTABLE JETS COMPLETE WITH DAMPER AND LOWERED PLENUM	595 x 595	575 x 575	200	280	PCS	1
PWD200004	SQUARE HELICAL DIFFUSER DQEP WITH 24 SLOTS IN WHITE PAINTED METAL WITH ADJUSTABLE JETS COMPLETE WITH DAMPER AND LOWERED PLENUM	595 x 595	575 x 575	200	280	PCS	1
PWD200026	SQUARE HELICAL DIFFUSER DEA WITH 24 SLOTS IN WHITE PAINTED METAL	595 x 595	575 x 575	200	280	PCS	1

[Datasheet](#)




# DQE

 **SQUARE HELIX DIFFUSER 16 / 24 / 48 SLOTS IN WHITE PAINTED METAL WITH ADJUSTABLE JETS**


### TECHNICAL SPECIFICATIONS

- Made of white painted metal RAL 9016
- Suitable for air delivery and intake
- High operating efficiency

 **DIFFUSEUR HÉLICOÏDAL CARRÉ 16 / 24 / 48 FENTES EN MÉTAL PEINT BLANC AVEC JETS RÉGLABLES**

### CARACTÉRISTIQUES TECHNIQUES

- Fabriqué en métal peint en blanc RAL 9016
- Convient pour le soufflage et le retour d'air
- Efficacité opérationnelle élevée

 **QUADRATISCHER WENDELDIFFUSOR 16 / 24 / 48 SCHLITZE AUS WEISS LACKIERTEM METALL MIT EINSTELLBAREN DÜSEN**

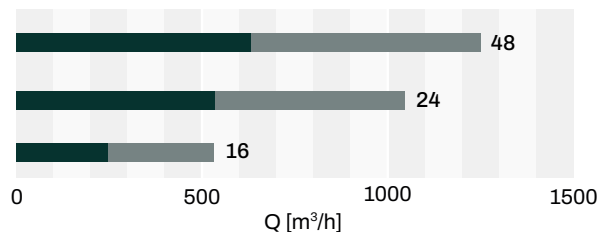
### TECHNISCHE EIGENSCHAFTEN

- Aus weiß lackiertem Metall RAL 9016
- Für zu-und Abluft geeignet
- Hohe Funktionseffizienz



Example mod.48  
Fixed jets

### RAPID AIR FLOW RATE SELECTION




CODE	DESCRIPTION	EXT.DIM.	DEPTH	U.M.	Pieces per box
		[mm]	[mm]		
PWC200016	SQUARE HELICAL DIFFUSOR DQE WITH 16 SLOTS IN WHITE PAINTED METAL WITH ADJUSTABLE JETS COMPLETE WITH DAMPER AND LOWERED PLENUM	595 x 595	10	PCS	1
PWC200017	SQUARE HELICAL DIFFUSOR DQE WITH 24 SLOTS IN WHITE PAINTED METAL WITH ADJUSTABLE JETS COMPLETE WITH DAMPER AND LOWERED PLENUM	595 x 595	10	PCS	1
PWC200042	SQUARE HELICAL DIFFUSOR DQE WITH 48 SLOTS IN WHITE PAINTED METAL WITH ADJUSTABLE JETS	595 x 595	10	PCS	1

[Datasheet](#)




# DEAP

 **SQUARE HELIX DIFFUSER 24/36 SLOTS IN WHITE PAINTED METAL COMPLETE WITH DAMPER AND LOWERED PLENUM**


### TECHNICAL SPECIFICATIONS

- Made of white painted metal RAL 9016
- Suitable for air delivery and intake
- High operating efficiency
- Lowered plenum with damper
- Hole for ceiling mounting of plenum

 **DIFFUSEUR HÉLICOÏDAL CARRÉ 24/36 FENTES EN MÉTAL PEINT BLANC AVEC VOILET ET PLÉNUM ABAISSÉ**

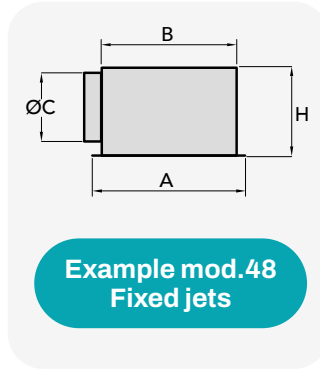
### CARACTÉRISTIQUES TECHNIQUES

- Fabriqué en métal peint en blanc RAL 9016
- Convient pour le soufflage et le retour d'air
- Efficacité opérationnelle élevée
- Plénum abaissé avec registre
- Trou pour le montage au plafond du plénum

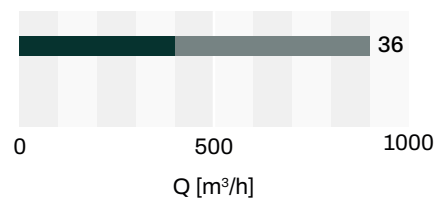
 **QUADRATISCHER WENDEL-DIFFUSOR 24/36 SCHLITZE AUS WEISS LACKIERTEM METALL KOMPLETT MIT KLASPE UND NIEDRIGEM PLENUM**

### TECHNISCHE EIGENSCHAFTEN

- Aus weiß lackiertem Metall RAL 9016
- GFür zu- und Abluft geeignet
- Hohe Funktionseffizienz
- Niedriges Plenum mit Klappe
- Bohrung zur Deckenmontage des Plenums



### RAPID AIR FLOW RATE SELECTION



CODE	DESCRIPTION	A	B	ØC	H	U.M.	Pieces per box
		[mm]	[mm]	[mm]	[mm]		
PWD200012	SQUARE HELICAL DIFFUSER DEAP WITH 36 SLOTS IN WHITE PAINTED METAL COMPLETE WITH DAMPER AND LOWERED PLENUM	595 x 595	575 x 575	200	280	PCS	1

Datasheet



# DEA

 **SQUARE HELIX DIFFUSER IN WHITE PAINTED METAL**

### TECHNICAL SPECIFICATIONS

- Made of white painted metal RAL 9016
- Suitable for air delivery and intake
- High operating efficiency

 **DIFFUSEUR HÉLICOÏDAL CARRÉ EN MÉTAL PEINT BLANC**

### CARACTÉRISTIQUES TECHNIQUES

- Fabriqué en métal peint en blanc RAL 9016
- Convient pour le soufflage et le retour d'air
- Efficacité opérationnelle élevée

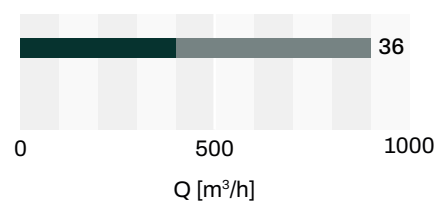
 **QUADRATISCHER WENDEL-DIFFUSOR AUS WEISS LACKIERTEM METALL**

### TECHNISCHE EIGENSCHAFTEN

- Aus weiß lackiertem Metall RAL 9016
- Für zu- und Abluft geeignet
- Hohe Funktionseffizienz



### RAPID AIR FLOW RATE SELECTION



CODE	DESCRIPTION	EXT.DIM.	DEPTH	U.M.	Pieces per box
		[mm]	[mm]		
PWC200026	DEA SQUARE HELICAL DIFFUSER WITH 24 SLOTS IN WHITE PAINTED METAL	595 x 595	40	PCS	1
PWC200025	DEA SQUARE HELICAL DIFFUSER WITH 36 SLOTS IN WHITE PAINTED METAL	595 x 595	40	PCS	1

Datasheet



# DEB

## SQUARE HELIX DIFFUSER 24 SLOTS IN WHITE PAINTED METAL

### TECHNICAL SPECIFICATIONS

- Made of white painted metal RAL 9016
- Suitable for air delivery and intake
- High operating efficiency

## DIFFUSEUR HÉLICOÏDAL CARRÉ AVEC 24 FENTES EN MÉTAL PEINT BLANC

### CARACTÉRISTIQUES TECHNIQUES

- Fabriqué en métal peint en blanc RAL 9016
- Convient pour le soufflage et le retour d'air
- Efficacité opérationnelle élevée

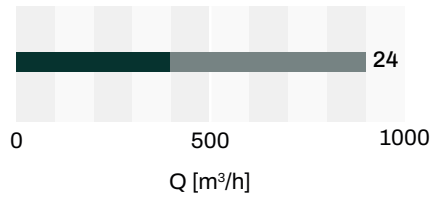
## QUADRATISCHER WENDEL- DIFFUSOR 24 SCHLITZE AUS WEISS LACKIERTEM METALL

### TECHNISCHE EIGENSCHAFTEN

- Aus weiß lackiertem Metall RAL 9016
- Für zu- und Abluft geeignet
- Hohe Funktionseffizienz



### RAPID AIR FLOW RATE SELECTION



[Datasheet](#)

CODE	DESCRIPTION	EXT.DIM.	DEPTH	U.M.	 Pieces per box
		[mm]	[mm]		
PWC200038	DEB SQUARE HELICAL DIFFUSER WITH 24 SLOTS IN WHITE PAINTED MET	595 x 595	40	PCS	1



# DCEP

## CIRCULAR HELIX DIFFUSER 36 SLOTS IN WHITE PAINTED METAL COMPLETE WITH DAMPER AND LOWERED PLENUM

### TECHNICAL SPECIFICATIONS

- Made of white painted metal RAL 9016
- Suitable for air delivery and intake
- Outer closed cell polyethylene coating (thickness 3 mm)
- Manually operated calibration damper fitted in the collar
- High operating efficiency

## DIFFUSEUR HÉLICOÏDAL CIRCULAIRE 36 FENTES EN MÉTAL PEINT EN BLANC AVEC REGISTRE ET PLÉNUM SURBAISSÉ

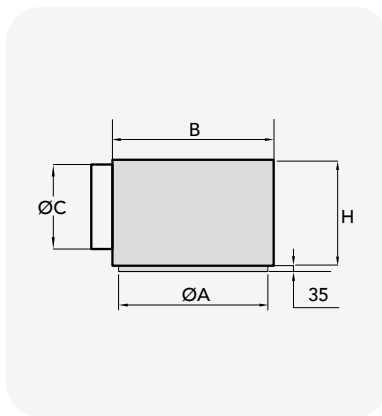
### CARACTÉRISTIQUES TECHNIQUES

- Fabriqué en métal peint en blanc RAL 9016
- Convient pour le soufflage et le retour d'air
- Revêtement extérieur en polyéthylène à cellules fermées (épaisseur 3 mm)
- Amortisseur de calibrage à commande manuelle monté dans le collier
- Efficacité opérationnelle élevée

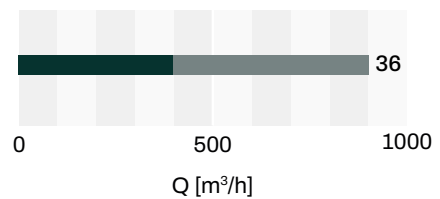
## KREISFÖRMIGER WENDEL- DIFFUSOR 36 SCHLITZE AUS WEISS LACKIERTEM METALL KOMPLETT MIT KLASPE UND NIEDRIGEM PLENUM

### TECHNISCHE EIGENSCHAFTEN


- Aus weiß lackiertem Metall RAL 9016
- Für zu- und Abluft geeignet
- Außenbeschichtung aus Polyethylen mit geschlossenen Zellen (Stärke 3 mm)
- Manuell betätigter Kalibrierungsdämpfer in der Schelle montiert
- Hohe Funktionseffizienz



### RAPID AIR FLOW RATE SELECTION



[Datasheet](#)

CODE	DESCRIPTION	ØA	B	ØC	H	U.M.	 Pieces per box
		[mm]	[mm]	[mm]	[mm]		
PWD200025	CIRCULAR HELICAL DIFFUSER DCEP WITH 36 SLOTS WHITE PAINTED METAL WITH DAMPER AND LOWERED PLENUM	600	630 x 630	200	280	PCS	1



 **CIRCULAR HELIX DIFFUSER  
36 SLOTS IN WHITE PAINTED  
METAL**

**TECHNICAL SPECIFICATIONS**

- Made of white painted metal RAL 9016
- Suitable for air delivery and intake
- High operating efficiency

 **DIFFUSEUR CIRCULAIRE 36  
FENTES EN MÉTAL PEINT  
BLANC**

**CARACTÉRISTIQUES TECHNIQUES**

- Fabriqué en métal peint en blanc RAL 9016
- Convient pour le soufflage et le retour d'air
- Efficacité opérationnelle élevée

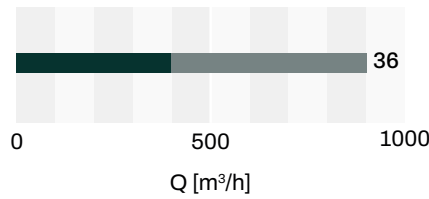
 **KREISFÖRMIGER WENDEL-  
DIFFUSOR 36 SCHLITZE AUS  
WEISS LACKIERTEM METALL**


**TECHNISCHE EIGENSCHAFTEN**

- Aus weiß lackiertem Metall RAL 9016
- Für zu-und Abluft geeignet
- Hohe Funktionseffizienz



**RAPID AIR FLOW RATE SELECTION**



CODE	DESCRIPTION	ØA	H	U.M.	 Pieces per box
		[mm]	[mm]		
PWC200028	CIRCULAR HELICAL DIFFUSER DCE WITH 36 SLOTS PAINTED METAL WHITE	600	10	PCS	1

**Datasheet**



 **CIRCULAR DIFFUSER ON  
SQUARE BASE**

**TECHNICAL SPECIFICATIONS**

- Made of white painted aluminium RAL 9016
- High operating efficiency
- Suitable for supply and recovery

 **DIFFUSEUR CIRCULAIRE SUR  
BASE CARRÉE**

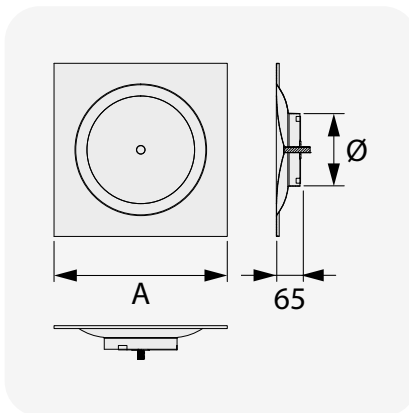
**CARACTÉRISTIQUES TECHNIQUES**

- Fabriqué en aluminium peint en blanc RAL 9016
- Efficacité opérationnelle élevée
- Convient pour l'envoi et la reprise

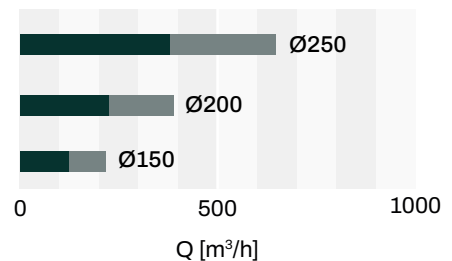
 **RUNDER DIFFUSOR AUF QU-  
DRATISCHER PLATTE**


**TECHNISCHE EIGENSCHAFTEN**

- Aus weiß lackiertem Aluminium RAL 9016
- Hohe Funktionseffizienz
- Für zu-und Abluft geeignet



**RAPID AIR FLOW RATE SELECTION**




CODE	DESCRIPTION	A	Ø	U.M.	 Pieces per box
		[mm]	[mm]		
PWC200080	CIRCULAR DIFFUSER ON SQUARE BASE WHITE - Ø150	595 x 595	148	PCS	1
PWC200070	CIRCULAR DIFFUSER ON SQUARE BASE WHITE - Ø200	595 x 595	198	PCS	1
PWC200071	CIRCULAR DIFFUSER ON SQUARE BASE WHITE - Ø250	595 x 595	248	PCS	1

**Datasheet**






 **CIRCULAR DIFFUSER ON SQUARE PANEL IN WHITE PAINTED METAL**

**TECHNICAL SPECIFICATIONS**

- Made of white painted metal RAL 9016
- Suitable for air delivery and intake
- Equipped with damper and collar
- High operating efficiency
- Installation height 2.7 - 3.5 m

 **DIFFUSEUR CIRCULAIRE SUR PANNEAU CARRÉ EN MÉTAL PEINT BLANC**

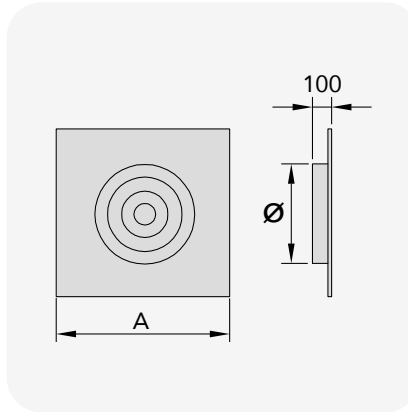
**CARACTÉRISTIQUES TECHNIQUES**

- Fabriqué en métal peint en blanc RAL 9016
- Convient pour le soufflage et le retour d'air
- Équipé d'un registre et d'un collier
- Efficacité opérationnelle élevée
- Hauteur d'installation 2,7 - 3,5 m

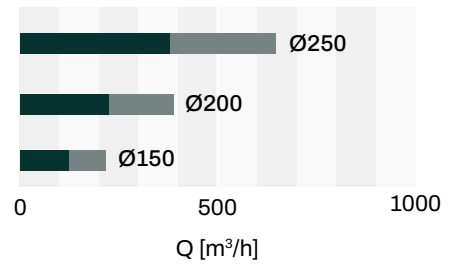
 **KREISFÖRMIGER DIFFUSOR AUF QUADRATISCHER PLATTE AUS WEISS LACKIERTEM METALL**

**TECHNISCHE EIGENSCHAFTEN**

- Aus weiß lackiertem Metall RAL 9016
- Für zu- und Abluft geeignet
- Mit Klappe und Schellen
- Hohe Funktionseffizienz
- Einbauhöhe 2,7 - 3,5 m



**RAPID AIR FLOW RATE SELECTION**



CODE	DESCRIPTION	A	Ø	U.M.	Pieces per box
		[mm]	[mm]		
PWC200030	DQC CIRCULAR DIFFUSER ON PANEL 595X595 PAINTED METAL WHITE	595 x 595	148	PCS	1
PWC200031	DQC CIRCULAR DIFFUSER ON PANEL 595X595 PAINTED METAL WHITE	595 x 595	198	PCS	1
PWC200032	DQC CIRCULAR DIFFUSER ON PANEL 595X595 PAINTED METAL WHITE	595 x 595	248	PCS	1

**Datasheet**



**RADIAL DIFFUSER IN WHITE PAINTED METAL COMPLETE WITH DAMPER AND LOWERED PLENUM**

**TECHNICAL SPECIFICATIONS**

- Made of white painted metal RAL 9016
- Suitable for air delivery and intake
- High operating efficiency
- Lowered plenum with damper
- Hole for ceiling mounting of plenum

**DIFFUSEUR RADIAL EN MÉTAL PEINT BLANC AVEC REGISTRE ET PLÉNUM ABAISSÉ**

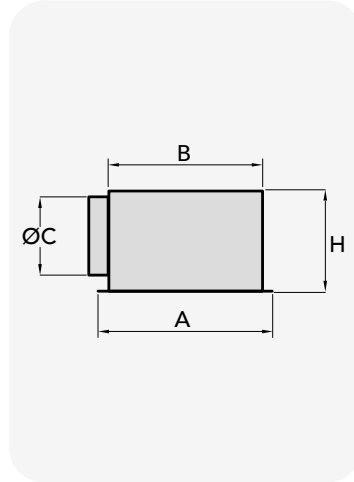
**CARACTÉRISTIQUES TECHNIQUES**

- Fabriqué en métal peint en blanc RAL 9016
- Convient pour le soufflage et le retour d'air
- Efficacité opérationnelle élevée
- Plénum abaissé avec registre
- Trou pour le montage au plafond du plénum

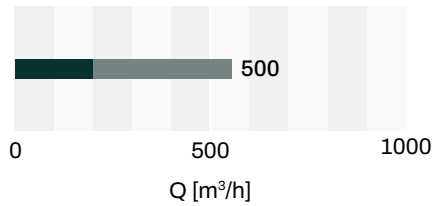
**RADIALDIFFUSOR AUS WEISS LACKIERTEM METALL KOMPLETT MIT KLASPE UND NIEDRIGEM PLENUM**

**TECHNISCHE EIGENSCHAFTEN**

- Aus weiß lackiertem Metall RAL 9016
- Für zu- und Abluft geeignet
- Hohe Funktionseffizienz
- Niedriges Plenum mit Klappe
- Bohrung zur Deckenmontage des Plenums



**RAPID AIR FLOW RATE SELECTION**



CODE	DESCRIPTION	ØA	B	ØC	H	U.M.	Pieces per box
		[mm]	[mm]	[mm]	[mm]		
PWD200014	RADIAL DIFFUSER PAINTED METAL WHITE COMPLETE WITH DAMPER AND LOWERED PLENUM	595 x 595	575 x 575	200	280	PCS	1

**Datasheet**



**RADIAL DIFFUSER IN WHITE PAINTED METAL**

**TECHNICAL SPECIFICATIONS**

- Made of white painted metal RAL 9016
- Suitable for air delivery and intake
- High operating efficiency

**DIFFUSEUR RADIAL EN MÉTAL PEINT BLANC**


**CARACTÉRISTIQUES TECHNIQUES**

- Fabriqué en métal peint en blanc RAL 9016
- Convient pour l'admission d'air et l'admission
- Efficacité opérationnelle élevée

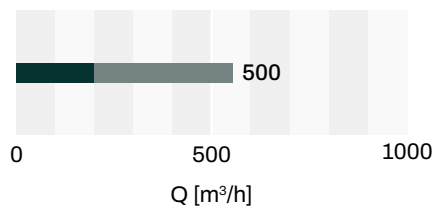
**RADIALDIFFUSOR AUS WEISS LACKIERTEM METALL**

**TECHNISCHE EIGENSCHAFTEN**

- Aus weiß lackiertem Metall RAL 9016
- Für zu- und Abluft geeignet
- Hohe Funktionseffizienz



**RAPID AIR FLOW RATE SELECTION**



CODE	DESCRIPTION	EXT.DIM.	DEPTH	U.M.	Pieces per box
		[mm]	[mm]		
PWC200027	RADIAL DIFFUSER PAINTED METAL WHITE	562x562	30	PCS	1

**Datasheet**



**HIGH INDUCTION DIFFUSER WITH ADJUSTABLE NOZZLES IN WHITE PAINTED METAL COMPLETE WITH DAMPER AND LOWERED PLENUM**

**TECHNICAL SPECIFICATIONS**

- Made of white painted metal RAL 9010
- Suitable for air delivery and intake
- High operating efficiency
- Lowered plenum with damper
- Hole for ceiling mounting of plenum
- Adjustable pipe unions

**DIFFUSEUR À HAUTE INDUCTION AVEC GRILLES RÉGLABLES EN MÉTAL PEINT BLANC AVEC REGISTRE ET PLÉNUM ABAISSÉ**

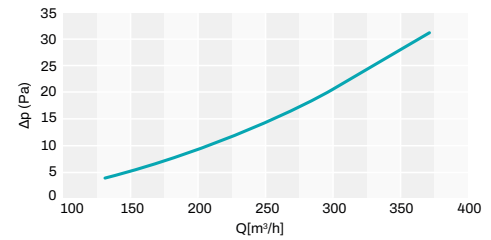
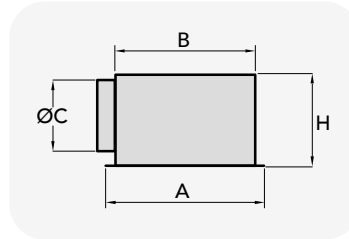

**CARACTÉRISTIQUES TECHNIQUES**

- Fabriqué en métal peint en blanc RAL 9010
- Convient pour le soufflage et le retour d'air
- Efficacité opérationnelle élevée
- Plénum abaissé avec registre
- Trou pour le montage au plafond du plénum
- Buses orientables

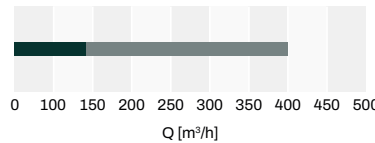
**DIFFUSOR MIT HOHER INDUKTION UND VERSTELLBAREN DÜSEN AUS WEISS LACKIERTEM METALL MIT KLAPPE UND NIEDRIGEM PLENUM**

**TECHNISCHE EIGENSCHAFTEN**

- Aus weiß lackiertem Metall RAL 9010
- Für zu- und Abluft geeignet
- Hohe Funktionseffizienz
- Niedriges Plenum mit Klappe
- Bohrung zur Deckenmontage des Plenums
- Verstellbare Düsen



**RAPID AIR FLOW RATE SELECTION**



**Datasheet**



CODE	DESCRIPTION	ØA	B	ØC	H	U.M.	Pieces per box
		[mm]	[mm]	[mm]	[mm]		
PWD200002	HIGH-INDUCTION DIFFUSER WITH ORIENTABLE NOZZLES, COMPLETE WITH DAMPER AND PLENUM - WHITE	595 x 595	575 x 575	200	280	PCS	1

**HIGH INDUCTION DIFFUSER WITH ADJUSTABLE PIPE UNIONS IN WHITE PAINTED METAL**

**TECHNICAL SPECIFICATIONS**

- Made of white painted metal RAL 9010
- Suitable for air delivery and intake
- High operating efficiency
- Adjustable pipe unions

**DIFFUSEUR À HAUTE INDUCTION AVEC GRILLES RÉGLABLES EN MÉTAL PEINT BLANC**

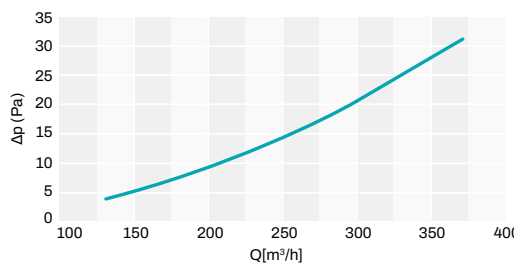
**CARACTÉRISTIQUES TECHNIQUES**

- Fabriqué en métal peint en blanc RAL 9010
- Convient pour le soufflage et le retour d'air
- Efficacité opérationnelle élevée
- Buses orientables

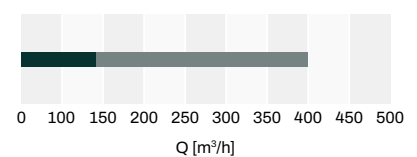
**DIFFUSOR MIT HOHER INDUKTION UND VERSTELLBAREN DÜSEN AUS WEISS LACKIERTEM METALL**

**TECHNISCHE EIGENSCHAFTEN**

- Aus weiß lackiertem Metall RAL 9010
- Für zu- und Abluft geeignet
- Hohe Funktionseffizienz
- Verstellbare Düsen



**RAPID AIR FLOW RATE SELECTION**



**Datasheet**



CODE	DESCRIPTION	EXT.DIM.	DEPTH	U.M.	Pieces per box
		[mm]	[mm]		
11161695	HIGH INDUCTION DIFFUSER WITH ORIENTABLE NOZZLES - WHITE	595 x 595	10	PCS	1



**PLENUM FOR WHITE PAINTED METAL DIFFUSER WITH FIXED PERFORATED SCREEN AND BACK CIRCULAR COUPLER**

**TECHNICAL SPECIFICATIONS**

- Made of white painted metal RAL 9016
- Ideal for false ceilings
- Equipped with rear circular coupling

**PLÉNUM POUR DIFFUSEUR EN MÉTAL PEINT EN BLANC AVEC ÉCRAN PERFORÉ FIXE ET CONNEXION ARRIÈRE CIRCULAIRE**

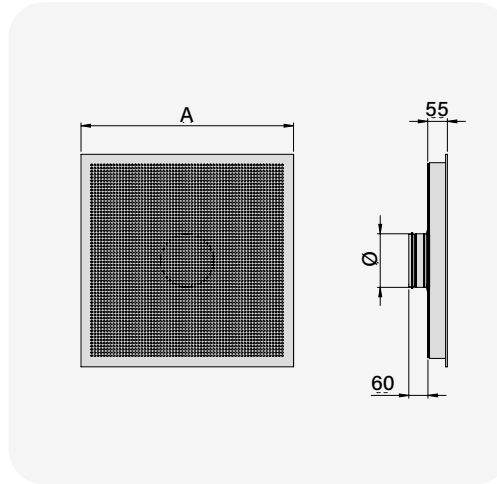

**CARACTÉRISTIQUES TECHNIQUES**

- Fabriqué en métal peint en blanc RAL 9016
- Idéal pour les faux-plafonds
- Équipé d'une fixation arrière circulaire

**PLENUM FÜR WEISS LACKIERTER METALLDIFFUSOR MIT FESTEM LOCHSCHILD UND HINTEREM RUNDEN ANSCHLUSS**

**TECHNISCHE EIGENSCHAFTEN**

- Aus weiß lackiertem Metall RAL 9016
- Ideal für Zwischendecken
- Mit kreisrundem hinteren Anschluss



**Plenum + Grille**

CODE	DESCRIPTION	EXT.DIM.	COLLAR	U.M.	Pieces per box
		A [mm]	Ø [mm]		
PWD400417	WHITE RAL9016 PAINTED METAL DIFFUSER INCLUDING PLENUM WITH BLACK CIRCULAR COUPLER Ø125	595	125	PCS	1
PWD400418	WHITE RAL9016 PAINTED METAL DIFFUSER INCLUDING PLENUM WITH BLACK CIRCULAR COUPLER Ø150	595	150	PCS	1
PWD400419	WHITE RAL9016 PAINTED METAL DIFFUSER INCLUDING PLENUM WITH BLACK CIRCULAR COUPLER Ø200	595	200	PCS	1
PWD400420	WHITE RAL9016 PAINTED METAL DIFFUSER INCLUDING PLENUM WITH BLACK CIRCULAR COUPLER Ø250	595	250	PCS	1

**Datasheet**

**WHITE PAINTED METAL DIFFUSER WITH FIXED PERFORATED SCREEN**

**TECHNICAL SPECIFICATIONS**

- Made of white painted metal RAL 9016
- Ideal for false ceilings

**DIFFUSEUR EN MÉTAL PEINT BLANC AVEC ÉCRAN PERFORÉ FIXE**

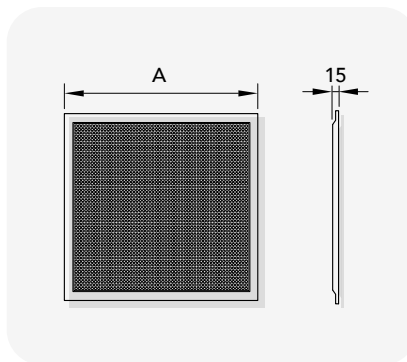

**CARACTÉRISTIQUES TECHNIQUES**

- Fabriqué en métal peint en blanc RAL 9016
- Idéal pour les faux-plafonds

**WEISS LACKIERTER METALLDIFFUSOR MIT FESTEM LOCHSCHILD**

**TECHNISCHE EIGENSCHAFTEN**

- Aus weiß lackiertem Metall RAL 9016
- Ideal für Zwischendecken



**Only grille**

CODE	DESCRIPTION	EXTERNAL DIM.	U.M.	Pieces per box
		A [mm]		
PWC200015	DIFFUSER WHITE PAINTED META	595 x 595	PCS	1

**Datasheet**

**4-WAY SQUARE DIFFUSER IN WHITE ABS PLASTIC**

**TECHNICAL SPECIFICATIONS**

- Made of white ABS RAL 9016
- Ideal for false ceilings
- Operating temperature -15°C to + 48°C

**DIFFUSEUR CARRÉ À 4 VOIES EN PLASTIQUE ABS BLANC**

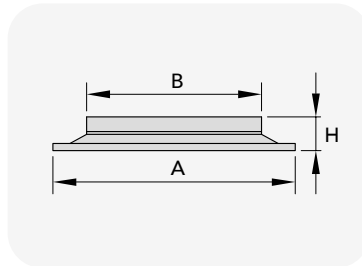
**CARACTÉRISTIQUES TECHNIQUES**

- Fabriqué en ABS blanc RAL 9016
- Idéal pour les faux-plafonds
- Température de fonctionnement de -15°C à + 48°C

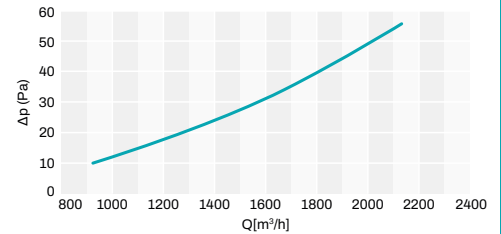
**QUADRATISCHER 4-WE-GE-DIFFUSOR AUS WEISSEM ABS-KUNSTSTOFF**

**TECHNISCHE EIGENSCHAFTEN**

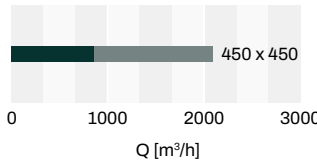
- Aus weißem ABS RAL 9016
- Ideal für Zwischendecken
- Betriebstemperatur von -15°C bis +48°C



**REAR COLLAR 450x450**



**RAPID AIR FLOW RATE SELECTION**



For circular adapter see pag.56

**Datasheet**

CODE	DESCRIPTION	EXTERNAL DIM.	REAR COLLAR	DEPTH	U.M.	Pieces per box
		A [mm]	B [mm]	H [mm]		
11176200	4-WAY SQUARE DIFFUSER IN WHITE ABS PLASTIC FOR FALSE CEILINGS	595 x 595	450 x 450	80	PCS	1

**SQUARE DIFFUSER WITH WHITE ABS PLASTIC CIRCULAR OUTPUT WITH DAMPER BACK COUPLER Ø 200**

**TECHNICAL SPECIFICATIONS**

- Made of white ABS RAL 9016
- Ideal for 600 x 600mm false ceilings
- Operating temperature -15°C to + 48°C
- Prevents condensation phenomena

**DIFFUSEUR CARRÉ AVEC SORTIE CIRCULAIRE EN PLASTIQUE ABS BLANC AVEC RÉGISTRE DE RACCORDEMENT ARRIÈRE Ø 200**

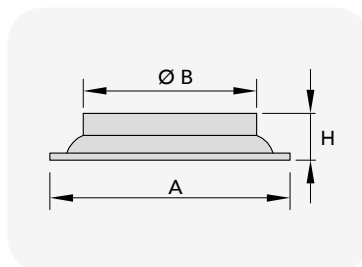
**CARACTÉRISTIQUES TECHNIQUES**

- Fabriqué en ABS blanc RAL 9016
- Idéal pour les faux-plafonds de 600 x 600 mm
- Température de fonctionnement de -15°C à + 48°C
- Préviens les phénomènes de condensation

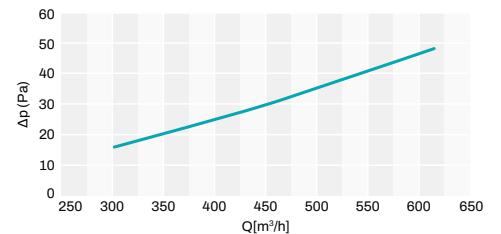
**QUADRATISCHER DIFFUSOR MIT WEISSEM RUNDEN AUSSLASS AUS ABS-KUNSTSTOFF MIT HINTERER ANSCHLUSSSKLAPPE Ø 200**

**TECHNISCHE EIGENSCHAFTEN**

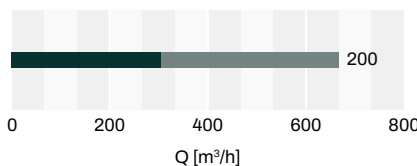
- Aus weißem ABS RAL 9016
- Ideal für 600 x 600 mm Zwischendecken
- Betriebstemperatur von -15°C bis +48°C
- Verhindert Kondensatbildung



**Ø COLLAR 200**



**RAPID AIR FLOW RATE SELECTION**



**Datasheet**

CODE	DESCRIPTION	EXTERNAL DIM.	REAR COLLAR	DEPTH	U.M.	Pieces per box
		A [mm]	B [mm]	H [mm]		
PWC200008	WHITE ABS PLASTIC SQUARE DIFFUSER WITH ROUND FACE AND DAMPER REAR CONNECTION Ø 200	595 x 595	200	90	PCS	1





### WHITE ABS PLASTIC SQUARE DIFFUSER WITH PERFORATED SCREEN

#### TECHNICAL SPECIFICATIONS

- Made of white ABS RAL 9016
- Operating temperature -15°C to + 48°C



### DIFFUSEUR CARRÉ EN PLASTIQUE ABS BLANC AVEC ÉCRAN PERFORÉ

#### CARACTÉRISTIQUES TECHNIQUES

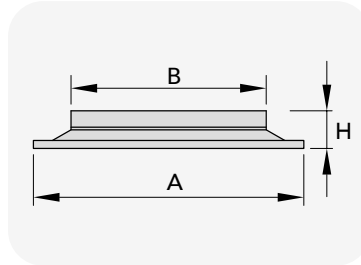
- Fabriqué en ABS blanc RAL 9016
- Température de fonctionnement de -15°C à + 48°C



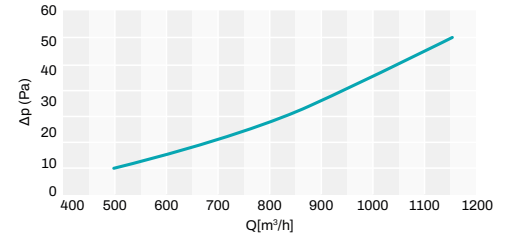
### QUADRATISCHER DIFFUSOR AUS WEISSEM ABS MIT GELOCHTEM VISIER

#### TECHNISCHE EIGENSCHAFTEN

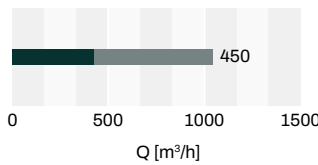
- Aus weißem ABS RAL 9016
- Betriebstemperatur von -15°C bis +48°C



#### REAR COUPLER 450



#### RAPID AIR FLOW RATE SELECTION



Datasheet



CODE	DESCRIPTION	EXTERNAL DIM.	REAR COLLAR	DEPTH	U.M.	Pieces per box
		A [mm]	B [mm]	H [mm]		
11176210	SQUARE DIFFUSER IN WHITE ABS PLASTIC FOR FALSE CEILINGS	595x595	450 x 450	80	PCS	1



### ROUND ADAPTER WITH DAMPERS FOR SQUARE DIFFUSERS

#### TECHNICAL SPECIFICATIONS

- Made of ABS
- Black colour
- Circular adaptor with butterfly damper



### ADAPTATEUR CIRCULAIRE AVEC ROBINETS POUR DIFFUSEURS CARRÉS

#### CARACTÉRISTIQUES TECHNIQUES

- Fabriqué en ABS
- Couleur noire
- Adaptateur circulaire équipé d'un registre papillon



### RUNDADAPTER MIT KLAPPEN FÜR QUADRATISCHE DISSUSOREN

#### TECHNISCHE EIGENSCHAFTEN

- Aus ABS
- Schwarz
- Rundadapter mit Drosselklappe



CODE	DESCRIPTION	U.M.	Pieces per box
11176250	ROUND ADAPTOR FOR SQUARE DIFFUSERS Ø200	PCS	1
11176260	ROUND ADAPTOR FOR SQUARE DIFFUSERS Ø250	PCS	1
11176235	REDUCTION FOR ADAPTOR 200 - 150 mm	PCS	1

Datasheet



**WHITE ABS PLASTIC SQUARE-MESH DIFFUSER WITH PLENUM**

**TECHNICAL SPECIFICATIONS**

- Diffuser and plenum made of white ABS RAL 9016 ABS
- Diffuser white colour
- Prevents condensation phenomena
- Operating temperature -15° to +48° C
- Fastening by means of clips
- Suitable for air delivery and intake

**DIFFUSEUR À MAILLES CARRÉES EN PLASTIQUE ABS BLANC AVEC PLÉNUM**

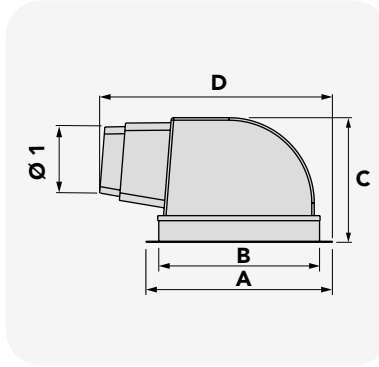
**CARACTÉRISTIQUES TECHNIQUES**

- Diffuseur et plénum en ABS blanc RAL 9016
- Couleur du diffuseur blanc
- Préviens les phénomènes de condensation
- Température de fonctionnement de -15° à +48° C
- Fixation au moyen de clips
- Convient pour le soufflage et le retour d'air

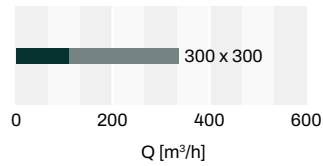
**DIFFUSOR MIT QUADRATISCHEM GITTER AUS WEISSEM ABS-KUNSTSTOFF MIT PLENUM**

**TECHNISCHE EIGENSCHAFTEN**

- Diffusor und Plenum aus weißem ABS RAL 9016
- Weißer Luftdurchlass
- Verhindert Kondensatbildung
- Betriebstemperatur von -15° bis +48° C
- Befestigung mittels Clips
- Für zu- und Abluft geeignet



**RAPID AIR FLOW RATE SELECTION**



**Datasheet**



CODE	DESCRIPTION	EXTERNAL DIM.	REAR COLLAR	INSTAL. HOLE DIM.	TOT. HEIGHT	MAX. OVERALL	SIDE COLLAR OVAL COUPLING	U.M.	Pieces per box
		A [mm]	B [mm]	[mm]	C [mm]	D [mm]	Ø1 [mm]		
PWC200001	300x300 SQUARE MESH DIFFUSER IN WHITE ABS WITH PLENUM - SIDE CONNECT Ø250-200	375 x 375	320 x 320	340 x 340	250	450	200/250	PCS	1

**MULTIDIRECTIONAL DIFFUSER WITH ADJUSTABLE FLAPS IN WHITE ABS PLASTIC WITH PLENUM**

**TECHNICAL SPECIFICATIONS**

- Diffuser and plenum made of white ABS RAL 9016 ABS
- Prevents condensation phenomena
- Operating temperature +5°C to +48°C
- Fastening by means of clips
- Equipped with adjustable flaps with manual swivel adjustment
- Suitable for air delivery and intake

**DIFFUSEUR MULTIDIRECTIONNEL À AILETTES RÉGLABLES EN PLASTIQUE ABS BLANC AVEC PLÉNUM**

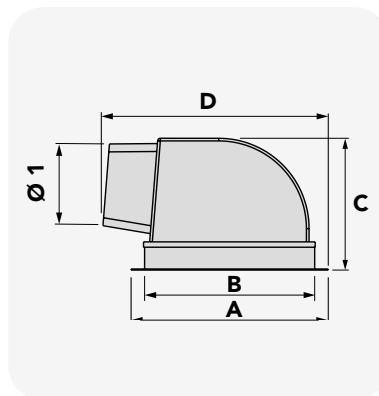
**CARACTÉRISTIQUES TECHNIQUES**

- Diffuseur et plénum en ABS blanc RAL 9016
- Préviens les phénomènes de condensation
- Température de fonctionnement de +5°C à +48°C
- Fixation au moyen de clips
- Équipé d'ailettes réglables et orientables manuellement
- Convient pour le soufflage et le retour d'air

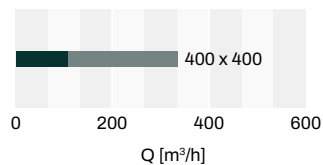
**MULTIDIREKTIONALER DIFFUSOR MIT VERSTELLBAREN LAMELLEN AUS WEISSEM ABS-KUNSTSTOFF MIT PLENUM**

**TECHNISCHE EIGENSCHAFTEN**

- Diffusor und Plenum aus weißem ABS RAL 9016
- Verhindert Kondensatbildung
- Betriebstemperatur von +5°C bis +48°C
- Befestigung mittels Clips
- Ausgestattet mit manuell verstellbaren und ausrichtbaren Lamellen
- Für zu- und Abluft geeignet



**RAPID AIR FLOW RATE SELECTION**



**Datasheet**



CODE	DESCRIPTION	EXTERNAL DIM.	REAR COLLAR	INSTAL. HOLE DIM.	TOT. HEIGHT	MAX. OVERALL	SIDE COLLAR OVAL COUPLING	U.M.	Pieces per box
		A [mm]	B [mm]	[mm]	C [mm]	D [mm]	Ø1 [mm]		
PWC200003	MULTI-DIRECTION DIFFUSOR WITH LATER CONNECTION 400X400	430x430	370x370	400x400	250	450	300	PCS	1

# “CANOVA” DIFFUSERS FOR PLASTERBOARD CEILINGS



# ROUND CANOVA

## DIFFUSER IN GYPSUM FOR PLASTERBOARD

### TECHNICAL SPECIFICATIONS

- Hidden and frameless
- High-quality gypsum products
- Can be installed on all types of ducts (steel, corrugated plastic, plenum)
- Connections for 100 mm, 125 mm and 160 mm pipes
- Can be used on single layer, double layer or variable thickness plasterboard
- Sturdy magnetic supports in stainless steel
- Side flaps for plaster fixing
- Diffusion profile guaranteeing even air distribution

## DIFFUSEUR EN EN PLÂTRE POUR PLACOPLÂTRE

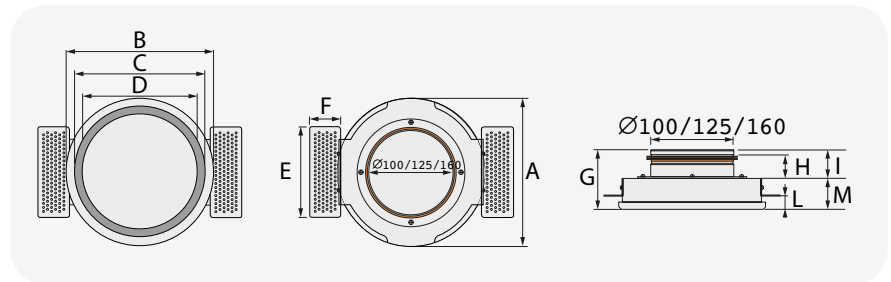
### CARACTÉRISTIQUES TECHNIQUES

- Rétractable sans cadre
- Fabriqués en plâtre de haute qualité
- Installables sur tous les types de conduits (acier, ondulé en plastique, sur plénum)
- Raccords pour conduites de 100 mm, 125 mm et 160 mm
- Utilisable sur une seule couche de cloison sèche, double couche ou épaisseur variable
- Supports magnétiques solides en acier inoxydable
- Ailettes latérales pour la fixation du stuc
- Profil de diffusion qui garantit une distribution uniforme de l'air

## LUFTDIFFUSOR AUS GIPS FÜR GIPSKARTON

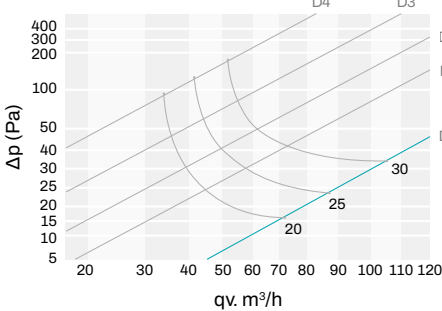
### TECHNISCHE EIGENSCHAFTEN

- Flächenbündung montiert, ohne Rahmen
- Hochwertige Produkte aus Gips
- Auf alle Kanaltypen (Stahl, Kunststoff-Wellrohr, Anschlusskasten) montierbar
- Kanalan schlüsse 100 mm, 125 mm und 160 mm
- Einsetzbar auf Einzel-, Doppelbeplankung oder variabler Wandstärke
- Robuste Magnethalterungen aus rostfreiem Stahl
- Seitenklappen für die Befestigung der Gipsmasse
- Diffusor profil garantiert eine gleichmäßige Luftverteilung

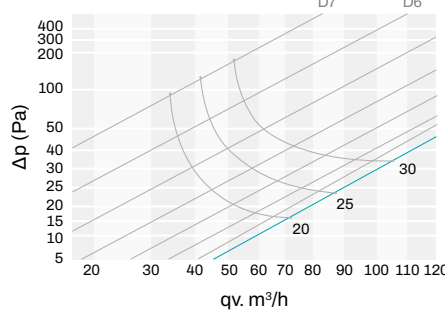


MOD.	A [mm]	B [mm]	C [mm]	D [mm]	E [mm]	F [mm]	G [mm]	H [mm]	I [mm]	L [mm]	M [mm]
Ø100	234	238	206	176	120	38	89	35	41	13-26	48
Ø125	234	238	206	176	120	38	89	35	41	13-26	48
Ø160	296	296	266	232	173	38	91	35	41	13-26	50

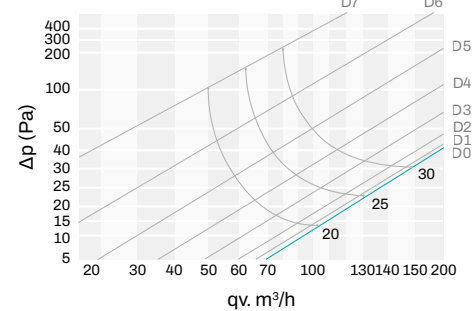
CANOVA Ø100 (supply)



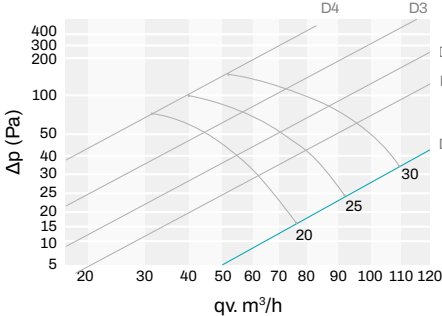
CANOVA Ø125 (supply)



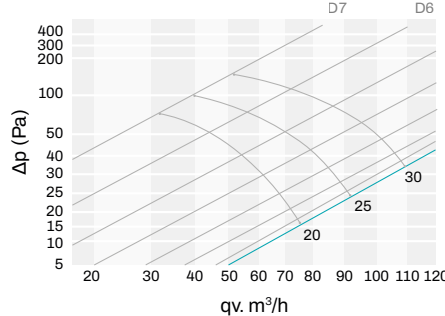
CANOVA Ø160 (supply)



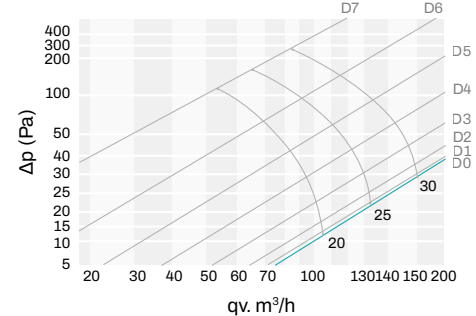
CANOVA Ø100 (extraction)



CANOVA Ø125 (extraction)



CANOVA Ø160 (extraction)



CODE	DESCRIPTION	DIAMETER [mm]	U.M.	Pieces per box
PWD200028	CANOVA ROUND DIFFUSER DIAMETER 100	Ø 100	PCS	1
PWD200029	CANOVA ROUND DIFFUSER DIAMETER 125	Ø 125	PCS	1
PWD200030	CANOVA ROUND DIFFUSER DIAMETER 160	Ø 160	PCS	1

Datasheet





# SQUARE CANOVA

## DIFFUSER IN GYPSUM FOR PLASTERBOARD

### TECHNICAL SPECIFICATIONS

- Hidden and frameless
- High-quality gypsum products
- Can be installed on all types of ducts (steel, corrugated plastic, plenum)
- Connections for 100 mm and 125 mm ducts
- Can be used on single layer, double layer or variable thickness plasterboard
- Sturdy magnetic supports in stainless steel
- Side flaps for plaster fixing
- Diffusion profile guaranteeing even air distribution

## DIFFUSEUR EN EN PLÂTRE POUR PLACOPLÂTRE

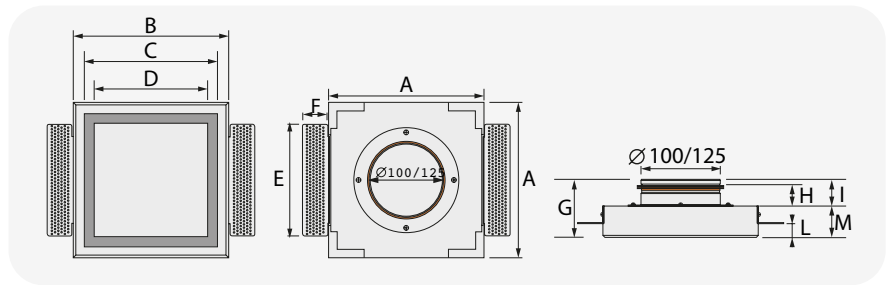

### CARACTÉRISTIQUES TECHNIQUES

- Rétractable sans cadre
- Fabriqués en plâtre de haute qualité
- Installables sur tous les types de conduits (acier, ondulé en plastique, sur plénum)
- Raccords pour conduits de 100 mm et 125 mm
- Utilisable sur une seule couche de cloison sèche, double couche ou épaisseur variable
- Supports magnétiques solides en acier inoxydable
- Ailettes latérales pour la fixation du stuc
- Profil de diffusion qui garantit une distribution uniforme de l'air

## LUFTDIFFUSOR AUS GIPS FÜR GIPSKARTON

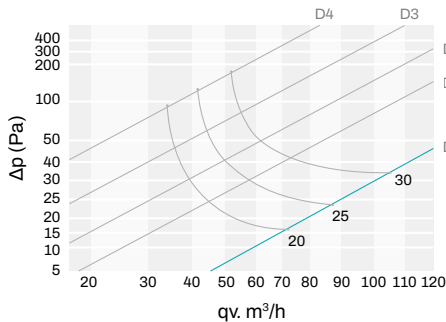
### TECHNISCHE EIGENSCHAFTEN

- Flächenbündung montiert, ohne Rahmen
- Hochwertige Produkte aus Gips
- Auf alle Kanaltypen (Stahl, Kunststoff-Wellrohr, Anschlusskasten) montierbar
- Anschlüsse für Leitungen von 100 mm und 125 mm
- Einsetzbar auf Einzel-, Doppelbeplankung oder variabler Wandstärke
- Robuste Magnethalterungen aus rostfreiem Stahl
- Seitenklappen für die Befestigung der Gipsmasse
- Diffusor profil garantiert eine gleichmäßige Luftverteilung

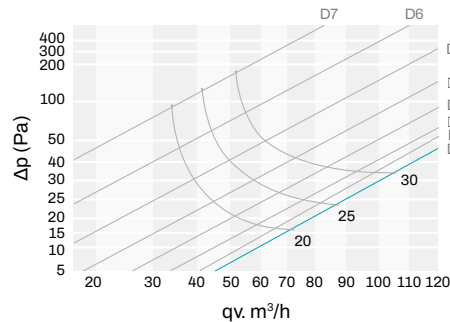


MOD.	A [mm]	B [mm]	C [mm]	D [mm]	E [mm]	F [mm]	G [mm]	H [mm]	I [mm]	L [mm]	M [mm]
Ø100	240	240	206	176	173	38	89	35	41	13-26	48
Ø125	240	240	206	176	173	38	89	35	41	13-26	48

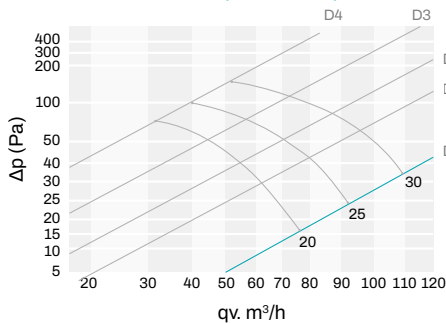
CANOVA Ø100 (supply)



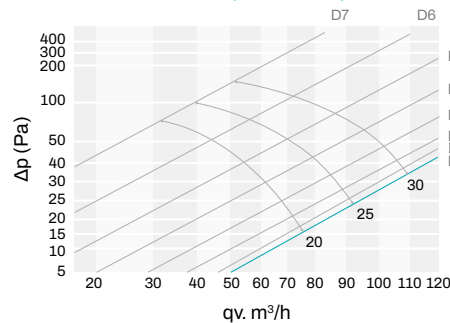
CANOVA Ø125 (supply)



CANOVA Ø100 (extraction)



CANOVA Ø125 (extraction)



CODE	DESCRIPTION	DIAMETER [mm]	U.M.	Pieces per box
PWD200031	DIFFUSER "CANOVA" SQUARE Ø100	Ø 100	PCS	1
PWD200032	DIFFUSER "CANOVA" SQUARE Ø125	Ø 125	PCS	1

Datasheet





 **PLENUM FOR "CANOVA" DIFFUSERS**

**TECHNICAL SPECIFICATIONS**

- Made of electro-galvanised metal sheet
- Closed-cell polyethylene outer coating

 **PLÉNUM POUR DIFFUSEURS "CANOVA"**

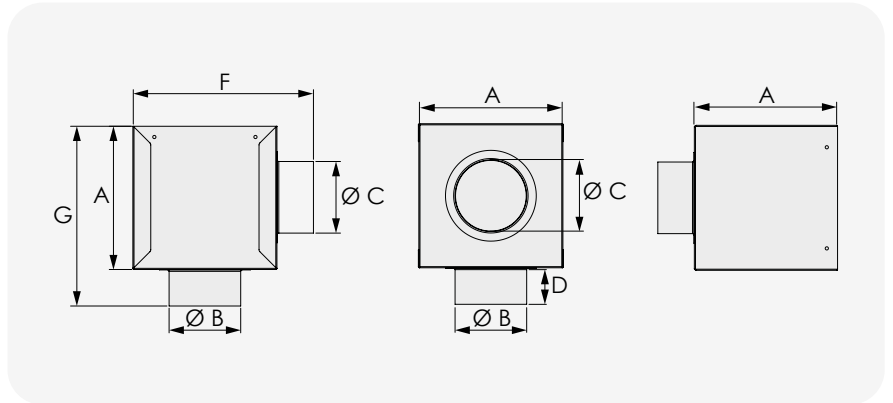

**CARACTÉRISTIQUES TECHNIQUES**

- Fabriqué en tôle électro-galvanisée
- Revêtement extérieur en polyéthylène à cellules fermées


 **PLENUM FÜR LUFTDURCHLÄSSE "CANOVA"**

**TECHNISCHE EIGENSCHAFTEN**

- Aus elektro-galvanisiertem Blech
- Außenbeschichtung aus Polyethylen mit geschlossenen Zellen



MODEL	A [mm]	B [mm]	C [mm]	D [mm]	F [mm]	G [mm]
Ø100	205	100	100	50	252	251
Ø125	205	125	125	50	252	251
Ø165	255	160	150	50	300	300

CODE	DESCRIPTION	DIAMETER [mm]	U.M.	 Pieces per box
PWD200033	PLENUM FOR DIFFUSER "CANOVA" Ø100	Ø100	PCS	1
PWD200034	PLENUM FOR DIFFUSER "CANOVA" Ø125	Ø125	PCS	1
PWD200035	PLENUM FOR DIFFUSER "CANOVA" Ø160	Ø165	PCS	1

**Datasheet**

**DUCT CONNECTION AND INSTALLATION METHODS**

Using flexible corrugated piping



Directly to the metal duct



Via metal plenum





**NEW**

# LINEAR DIFFUSERS

The **new Tecnosystemi linear diffusers** are an innovative solution for residential and commercial air management. Designed to ensure a silent, uniform air flow, these diffusers blend perfectly into any space with their **minimal, modern design**. They offer high performance, **improving the efficiency** of the ventilation system and guaranteeing **excellent comfort** in any room.

Versatile and **easy to install**, they are ideal for spaces of different sizes and uses, while the advanced technology ensures precise air flow control, minimising heat dispersion and **improving energy efficiency**.

## PVC PLASTIC

LINEAR DELIVERY DIFFUSERS IN ANTI-CONDENSATE PVC PLASTIC WITH DAMPER 1-2-3-4 SLOTS page 64  
page 66  
page 68  
page 70

LINEAR DELIVERY DIFFUSERS IN ANTI-CONDENSATE PVC PLASTIC WITH DAMPER AND CENTRAL BAFFLE 1-2-3-4 SLOTS page 73  
page 75  
page 77  
page 79

LINEAR INTAKE DIFFUSERS IN ANTI-CONDENSATE PVC PLASTIC 1-2-3-4 SLOTS page 82  
page 84  
page 86  
page 88

LINEAR RETRACTING DELIVERY AND INTAKE DIFFUSERS IN ANTI-CONDENSATE PVC PLASTIC WITH INSULATED PLENUM page 93  
page 97  
page 101  
page 107

## ALUMINIUM


LINEAR DELIVERY DIFFUSERS IN ALUMINIUM WITH DAMPER 1-2-3-4 SLOTS page 65\*  
page 67  
page 69  
page 71

LINEAR DELIVERY DIFFUSERS IN ALUMINIUM WITH DAMPER AND CENTRAL BAFFLE 1-2-3-4 SLOTS page 74  
page 76  
page 78  
page 80

LINEAR INTAKE DIFFUSERS IN ALUMINIUM 1-2-3-4 SLOTS page 83  
page 85  
page 87  
page 89

LINEAR RETRACTING DELIVERY AND INTAKE DIFFUSERS IN ALUMINIUM WITH INSULATED PLENUM page 95  
page 99  
page 104  
page 110

**LINEAR DELIVERY  
DIFFUSERS IN  
ANTI-CONDENSATE  
PVC PLASTIC  
AND IN ALUMINIUM  
WITH DAMPER  
1-2-3-4 SLOTS**



**LINEAR DIFFUSER IN ANTI-CONDENSATION PVC WITH DAMPER - 1 SLOT**

**TECHNICAL SPECIFICATIONS**

- Made of anti-condensate PVC plastic
- Flammability rating V0
- Operating temperature: -30 C° + 60 C°
- Fastening by means of screws and brackets
- For wall / ceiling installation
- Matt white
- Polyethylene-coated galvanized sheet plenum with closed cells (to be purchased separately)
- Built-in calibration damper
- Continuity kit can be purchased separately

**DIFFUSEUR LINÉAIRE EN PVC ANTI-CONDENSATION AVEC REGISTRE - 1 FENTE**

**CARACTÉRISTIQUES TECHNIQUES**

- Réalisé en plastique PVC anti-condensation
- Degré d'extinction V0
- Température de fonctionnement : -30 °C à 60 °C
- Fixation au moyen de vis et de supports
- Pour une installation murale ou au plafond
- Couleur blanc mat
- Plénum en tôle galvanisée revêtue de polyéthylène à cellules fermées pouvant être acheté séparément
- Registre de réglage intégré
- Kit de continuité pouvant être acheté séparément

**LINEARER DIFFUSOR AUS PVC MIT KONDENSATSCHUTZ MIT SCHIEBER - 1 SCHLITZ**

**TECHNISCHE EIGENSCHAFTEN**

- Gefertigt aus PVC-Kunststoff mit Kondensatschutz
- Flammschutzgrad V0
- Betriebstemperatur: -30 C° + 60 C°
- Befestigung mittels Schrauben und Wandkonsolen
- Zur Wand- / Deckenmontage
- Farbe Mattweiß
- Plenum aus verzinktem Blech mit Polyethylen-Beschichtung mit geschlossenen Zellen, separat erhältlich
- Eingebauter Stellschieber
- Notstrom-Satz, separat erhältlich

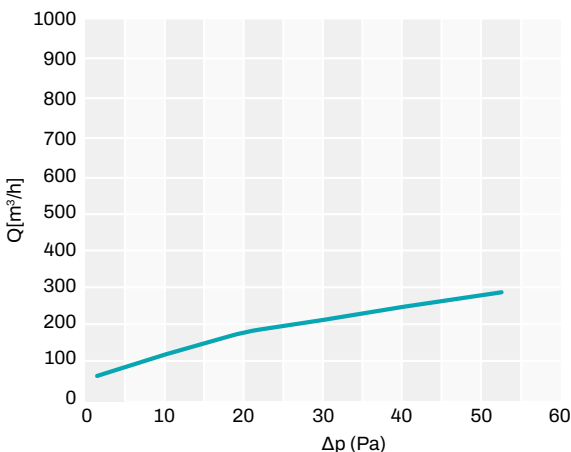
**PVC PLASTIC**



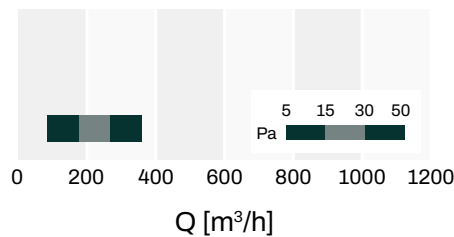
For the plenums see page 90

The damper is used to control the required amount of air and can be calibrated using a screwdriver.

**LOAD CAPACITY AND PRESSURE DROP CURVES**



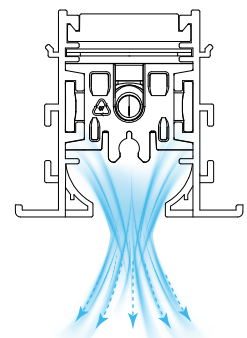
**RAPID AIR FLOW SELECTION**



Datasheet




**EXAMPLE OF VERTICAL FLOW**



Ak [m²]	Qv min [m³/h]	Qv max [m³/h]	Lwa min [dB(A)]	Lwa max [dB(A)]	DP min [Pa]	DP max [Pa]
0.021	120	270	32	46	10	50

The data in the table refers to exposed linear diffusers with a length of 1000 mm

CODE	DIMENSIONS [mm]				
	L	L1	A	B	C
PWD301487	600	645	66	49	60
PWD301496	800	845	66	49	60
PWD301505	1000	1045	66	49	60
PWD301514	1500	1545	66	49	60
PWD301523	2000	2045	66	49	60



CODE	DESCRIPTION	U.M.	Pieces per box
PWD301487	LINEAR DIFFUSER IN ANTI-CONDENSATION PVC WITH DAMPER L600MM 1 SLOT WHITE	PCS	1
PWD301496	LINEAR DIFFUSER IN ANTI-CONDENSATION PVC WITH DAMPER L800MM 1 SLOT WHITE	PCS	1
PWD301505	LINEAR DIFFUSER IN ANTI-CONDENSATION PVC WITH DAMPER L1000MM 1 SLOT WHITE	PCS	1
PWD301514	LINEAR DIFFUSER IN ANTI-CONDENSATION PVC WITH DAMPER L1500MM 1 SLOT WHITE	PCS	1
PWD301523	LINEAR DIFFUSER IN ANTI-CONDENSATION PVC WITH DAMPER L2000MM 1 SLOT WHITE	PCS	1

Available from February 2025

**LINEAR DIFFUSER IN ALUMINIUM WITH DAMPER - 1 SLOT**

**TECHNICAL SPECIFICATIONS**

- Made of aluminium, matt white
- Fastening by means of screws and brackets
- For wall / ceiling installation
- Polyethylene-coated galvanized sheet plenum with closed cells (to be purchased separately)
- Built-in calibration damper
- Continuity kit can be purchased separately

**DIFFUSEUR LINÉAIRE EN ALUMINIUM AVEC REGISTRE - 1 FENTE**

**CARACTÉRISTIQUES TECHNIQUES**

- Réalisé en aluminium de couleur blanc mat
- Fixation au moyen de vis et de supports
- Pour une installation murale ou au plafond
- Plénum en tôle galvanisée revêtue de polyéthylène à cellules fermées pouvant être acheté séparément
- Régistre de réglage intégré
- Kit de continuité pouvant être acheté séparément

**LINEARER DIFFUSOR AUS ALUMINIUM MIT SCHIEBER - 1 SCHLITZ**

**TECHNISCHE EIGENSCHAFTEN**

- Gefertigt aus mattweißem Aluminium
- Befestigung mittels Schrauben und Wandkonsolen
- Zur Wand- / Deckenmontage
- Plenum aus verzinktem Blech mit Polyethylen-Beschichtung mit geschlossenen Zellen, separat erhältlich
- Eingebauter Stellschieber
- Notstrom-Satz, separat erhältlich

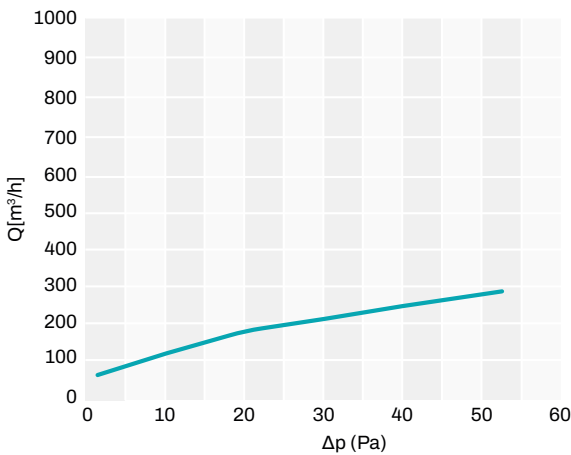
**ALUMINIUM**



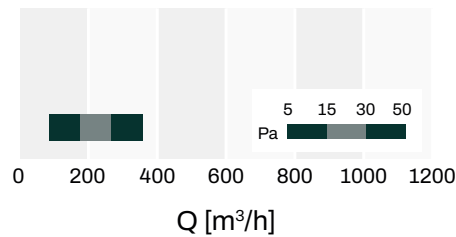
For the plenums see page 90

The damper is used to control the required amount of air and can be calibrated using a screwdriver.

**LOAD CAPACITY AND PRESSURE DROP CURVES**



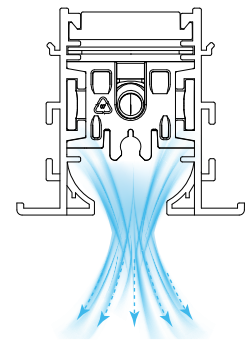
**RAPID AIR FLOW SELECTION**



Datasheet




**EXAMPLE OF VERTICAL FLOW**



Ak [m²]	Qv min [m³/h]	Qv max [m³/h]	Lwa min [dB(A)]	Lwa max [dB(A)]	DP min [Pa]	DP max [Pa]
0.021	120	270	32	46	10	50

The data in the table refers to exposed linear diffusers with a length of 1000 mm

CODE	DIMENSIONS [mm]				
	L	L1	A	B	C
PWD301612	600	645	66	49	60
PWD301621	800	845	66	49	60
PWD301630	1000	1045	66	49	60
PWD301639	1500	1545	66	49	60
PWD301648	2000	2045	66	49	60



CODE	DESCRIPTION	U.M.	Pieces per box
PWD301612	LINEAR DIFFUSER IN ALUMINIUM WITH DAMPER L600MM 1 SLOT WHITE	PCS	1
PWD301621	LINEAR DIFFUSER IN ALUMINIUM WITH DAMPER L800MM 1 SLOT WHITE	PCS	1
PWD301630	LINEAR DIFFUSER IN ALUMINIUM WITH DAMPER L1000MM 1 SLOT WHITE	PCS	1
PWD301639	LINEAR DIFFUSER IN ALUMINIUM WITH DAMPER L1500MM 1 SLOT WHITE	PCS	1
PWD301648	LINEAR DIFFUSER IN ALUMINIUM WITH DAMPER L2000MM 1 SLOT WHITE	PCS	1

Available from February 2025



**LINEAR DIFFUSER IN ANTI-CONDENSATION PVC WITH DAMPER - 2 SLOTS**

**TECHNICAL SPECIFICATIONS**

- Made of anti-condensate PVC plastic
- Flammability rating V0
- Operating temperature: -30 C° + 60 C°
- Fastening by means of screws and brackets
- For wall / ceiling installation
- Matt white
- Polyethylene-coated galvanized sheet plenum with closed cells (to be purchased separately)
- Built-in calibration damper
- Continuity kit can be purchased separately

**DIFFUSEUR LINÉAIRE EN PVC ANTI-CONDENSATION AVEC REGISTRE - 2 FENTES**

**CARACTÉRISTIQUES TECHNIQUES**

- Réalisé en plastique PVC anti-condensation
- Degré d'extinction V0
- Température de fonctionnement : -30 °C à 60 °C
- Fixation au moyen de vis et de supports
- Pour une installation murale ou au plafond
- Couleur blanc mat
- Plénum en tôle galvanisée revêtue de polyéthylène à cellules fermées pouvant être acheté séparément
- Registre de réglage intégré
- Kit de continuité pouvant être acheté séparément

**LINEARER DIFFUSOR AUS PVC MIT KONDENSATSCHUTZ MIT SCHIEBER - 2 SCHLITZE**

**TECHNISCHE EIGENSCHAFTEN**

- Gefertigt aus PVC-Kunststoff mit Kondensatschutz
- Flammenschutzgrad V0
- Betriebstemperatur: -30 C° + 60 C°
- Befestigung mittels Schrauben und Wandkonsolen
- Zur Wand- / Deckenmontage
- Farbe Mattweiß
- Plenum aus verzinktem Blech mit Polyethylen-Beschichtung mit geschlossenen Zellen, separat erhältlich
- Eingebauter Stellschieber
- Notstrom-Satz, separat erhältlich

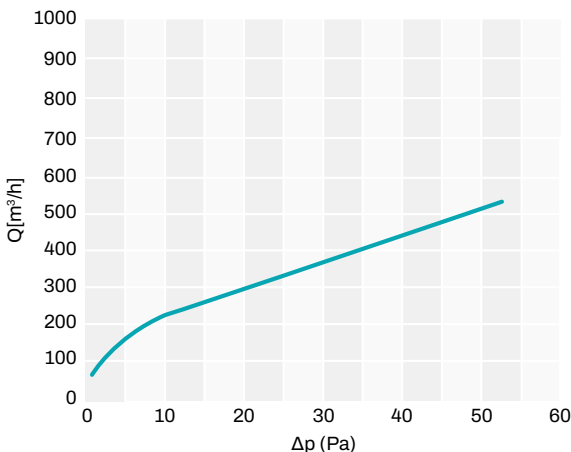
**PVC PLASTIC**



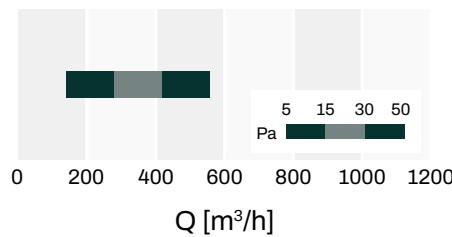
For the plenums see page 90

The damper is used to control the required amount of air and can be calibrated using a screwdriver.

**LOAD CAPACITY AND PRESSURE DROP CURVES**



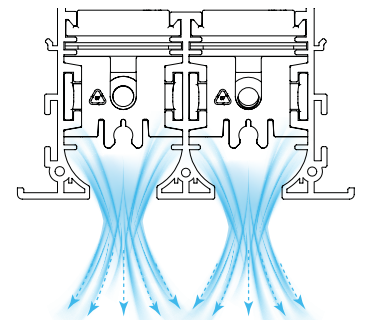
**RAPID AIR FLOW SELECTION**



Datasheet



**EXAMPLE OF VERTICAL FLOW**



Ak [m²]	Qv min [m³/h]	Qv max [m³/h]	Lwa min [dB(A)]	Lwa max [dB(A)]	DP min [Pa]	DP max [Pa]
0.042	240	530	33	47	10	50

The data in the table refers to exposed linear diffusers with a length of 1000 mm

CODE	DIMENSIONS [mm]				
	L	L1	A	B	C
PWD301490	600	645	105	88	60
PWD301499	800	845	105	88	60
PWD301508	1000	1045	105	88	60
PWD301517	1500	1545	105	88	60
PWD301526	2000	2045	105	88	60



CODE	DESCRIPTION	U.M.	Pieces per box
PWD301490	LINEAR DIFFUSER IN ANTI-CONDENSATION PVC WITH DAMPER L600MM 2 SLOTS WHITE	PCS	1
PWD301499	LINEAR DIFFUSER IN ANTI-CONDENSATION PVC WITH DAMPER L800MM 2 SLOTS WHITE	PCS	1
PWD301508	LINEAR DIFFUSER IN ANTI-CONDENSATION PVC WITH DAMPER L1000MM 2 SLOTS WHITE	PCS	1
PWD301517	LINEAR DIFFUSER IN ANTI-CONDENSATION PVC WITH DAMPER L1500MM 2 SLOTS WHITE	PCS	1
PWD301526	LINEAR DIFFUSER IN ANTI-CONDENSATION PVC WITH DAMPER L2000MM 2 SLOTS WHITE	PCS	1

Available from February 2025

**LINEAR DIFFUSER IN ANTI-CONDENSATION PVC WITH DAMPER - 2 SLOTS**

**TECHNICAL SPECIFICATIONS**

- Made of aluminium, matt white
- Fastening by means of screws and brackets
- For wall / ceiling installation
- Polyethylene-coated galvanized sheet plenum with closed cells (to be purchased separately)
- Built-in calibration damper
- Continuity kit can be purchased separately

**DIFFUSEUR LINÉAIRE EN PVC ANTI-CONDENSATION AVEC REGISTRE - 2 FENTES**

**CARACTÉRISTIQUES TECHNIQUES**

- Réalisé en aluminium de couleur blanc mat
- Fixation au moyen de vis et de supports
- Pour une installation murale ou au plafond
- Plénum en tôle galvanisée revêtue de polyéthylène à cellules fermées pouvant être acheté séparément
- Registre de réglage intégré
- Kit de continuité pouvant être acheté séparément

**LINEARER DIFFUSOR AUS PVC MIT KONDENSATSCHUTZ MIT SCHIEBER - 2 SCHLITZE**

**TECHNISCHE EIGENSCHAFTEN**

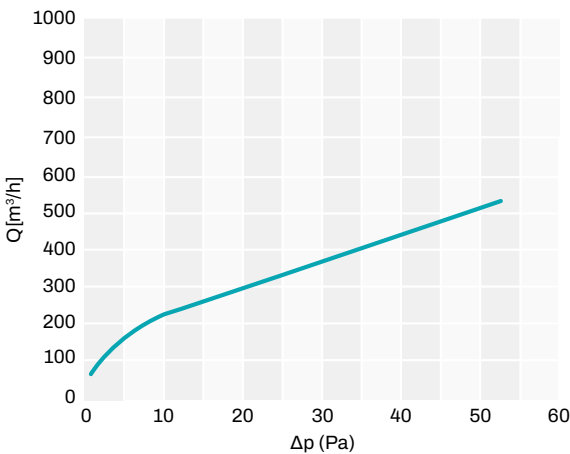
- Gefertigt aus mattweißem Aluminium
- Befestigung mittels Schrauben und Wandkonsolen
- Zur Wand- / Deckenmontage
- Plenum aus verzinktem Blech mit Polyethylen-Beschichtung mit geschlossenen Zellen, separat erhältlich
- Eingebauter Stellschieber
- Notstrom-Satz, separat erhältlich



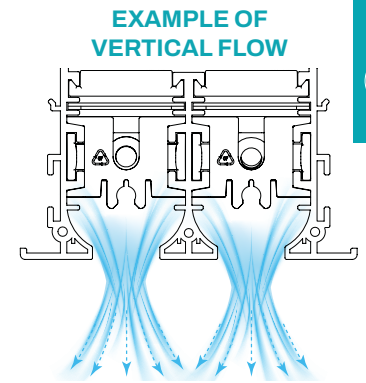
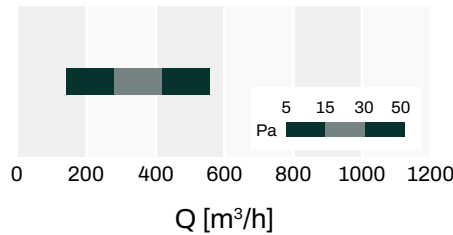
For the plenums see page 90

The damper is used to control the required amount of air and can be calibrated using a screwdriver.

**LOAD CAPACITY AND PRESSURE DROP CURVES**




**RAPID AIR FLOW SELECTION**



Ak [m²]	Qv min [m³/h]	Qv max [m³/h]	Lwa min [dB(A)]	Lwa max [dB(A)]	DP min [Pa]	DP max [Pa]
0.042	240	530	33	47	10	50

The data in the table refers to exposed linear diffusers with a length of 1000 mm

CODE	DIMENSIONS [mm]				
	L	L1	A	B	C
PWD301615	600	645	105	88	60
PWD301624	800	845	105	88	60
PWD301633	1000	1045	105	88	60
PWD301642	1500	1545	105	88	60
PWD301651	2000	2045	105	88	60



CODE	DESCRIPTION	U.M.	Pieces per box
PWD301615	LINEAR DIFFUSER IN ALUMINIUM WITH DAMPER L600MM 2 SLOTS WHITE	PCS	1
PWD301624	LINEAR DIFFUSER IN ALUMINIUM WITH DAMPER L800MM 2 SLOTS WHITE	PCS	1
PWD301633	LINEAR DIFFUSER IN ALUMINIUM WITH DAMPER L1000MM 2 SLOTS WHITE	PCS	1
PWD301642	LINEAR DIFFUSER IN ALUMINIUM WITH DAMPER L1500MM 2 SLOTS WHITE	PCS	1
PWD301651	LINEAR DIFFUSER IN ALUMINIUM WITH DAMPER L2000MM 2 SLOTS WHITE	PCS	1

Available from February 2025

**LINEAR DIFFUSER IN ANTI-CONDENSATION PVC WITH DAMPER - 3 SLOTS**

**TECHNICAL SPECIFICATIONS**

- Made of anti-condensate PVC plastic
- Flammability rating V0
- Operating temperature: -30 C° + 60 C°
- Fastening by means of screws and brackets
- For wall / ceiling installation
- Matt white
- Polyethylene-coated galvanized sheet plenum with closed cells (to be purchased separately)
- Built-in calibration damper
- Continuity kit can be purchased separately

**DIFFUSEUR LINÉAIRE EN PVC ANTI-CONDENSATION AVEC REGISTRE - 3 FENTES**

**CARACTÉRISTIQUES TECHNIQUES**

- Réalisé en plastique PVC anti-condensation
- Degré d'extinction V0
- Température de fonctionnement : -30 °C à 60 °C
- Fixation au moyen de vis et de supports
- Pour une installation murale ou au plafond
- Couleur blanc mat
- Plénum en tôle galvanisée revêtue de polyéthylène à cellules fermées pouvant être acheté séparément
- Registre de réglage intégré
- Kit de continuité pouvant être acheté séparément

**LINEARER DIFFUSOR AUS PVC MIT KONDENSATSCHUTZ MIT SCHIEBER - 3 SCHLITZE**

**TECHNISCHE EIGENSCHAFTEN**

- Gefertigt aus PVC-Kunststoff mit Kondensatschutz
- Flammschutzgrad V0
- Betriebstemperatur: -30 C° + 60 C°
- Befestigung mittels Schrauben und Wandkonsolen
- Zur Wand- / Deckenmontage
- Farbe Mattweiß
- Plenum aus verzinktem Blech mit Polyethylen-Beschichtung mit geschlossenen Zellen, separat erhältlich
- Eingebauter Stellschieber
- Notstrom-Satz, separat erhältlich

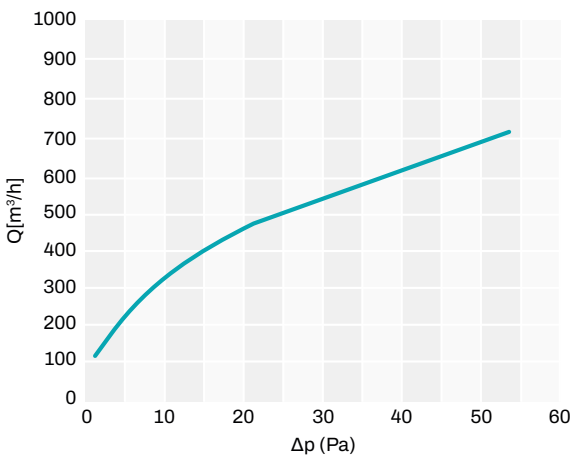
**PVC PLASTIC**



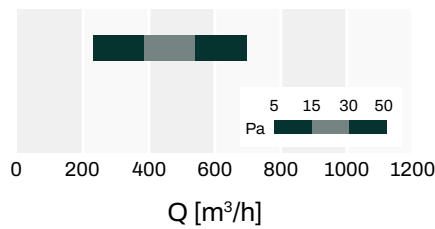
For the plenums see page 91

The damper is used to control the required amount of air and can be calibrated using a screwdriver.

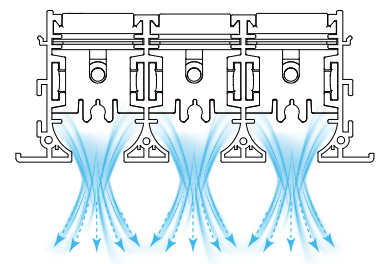
**LOAD CAPACITY AND PRESSURE DROP CURVES**



**RAPID AIR FLOW SELECTION**



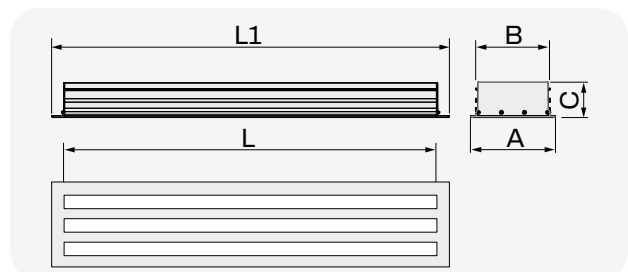
**EXAMPLE OF VERTICAL FLOW**



Ak [m²]	Qv min [m³/h]	Qv max [m³/h]	Lwa min [dB(A)]	Lwa max [dB(A)]	DP min [Pa]	DP max [Pa]
0.063	320	700	34	48	10	50

The data in the table refers to exposed linear diffusers with a length of 1000 mm

CODE	DIMENSIONS [mm]				
	L	L1	A	B	C
PWD301493	600	645	144	127	60
PWD301502	800	845	144	127	60
PWD301511	1000	1045	144	127	60
PWD301520	1500	1545	144	127	60
PWD301529	2000	2045	144	127	60



CODE	DESCRIPTION	U.M.	Pieces per box
PWD301493	LINEAR DIFFUSER IN ANTI-CONDENSATION PVC WITH DAMPER 3 SLOTS L600MM WHITE	PCS	1
PWD301502	LINEAR DIFFUSER IN ANTI-CONDENSATION PVC WITH DAMPER 3 SLOTS L800MM WHITE	PCS	1
PWD301511	LINEAR DIFFUSER IN ANTI-CONDENSATION PVC WITH DAMPER 3 SLOTS L1000MM WHITE	PCS	1
PWD301520	LINEAR DIFFUSER IN ANTI-CONDENSATION PVC WITH DAMPER 3 SLOTS L1500MM WHITE	PCS	1
PWD301529	LINEAR DIFFUSER IN ANTI-CONDENSATION PVC WITH DAMPER 3 SLOTS L2000MM WHITE	PCS	1

Available from February 2025

**LINEAR DIFFUSER IN ALUMINIUM WITH DAMPER - 3 SLOTS**

**TECHNICAL SPECIFICATIONS**

- Made of aluminium, matt white
- Fastening by means of screws and brackets
- For wall / ceiling installation
- Polyethylene-coated galvanized sheet plenum with closed cells (to be purchased separately)
- Built-in calibration damper
- Continuity kit can be purchased separately

**DIFFUSEUR LINÉAIRE EN ALUMINIUM AVEC REGISTRE - 3 FENTES**

**CARACTÉRISTIQUES TECHNIQUES**

- Réalisé en aluminium de couleur blanc mat
- Fixation au moyen de vis et de supports
- Pour une installation murale ou au plafond
- Plénum en tôle galvanisée revêtue de polyéthylène à cellules fermées pouvant être acheté séparément
- Registre de réglage intégré
- Kit de continuité pouvant être acheté séparément

**LINEARER DIFFUSOR AUS ALUMINIUM MIT SCHIEBER - 3 SCHLITZE**

**TECHNISCHE EIGENSCHAFTEN**

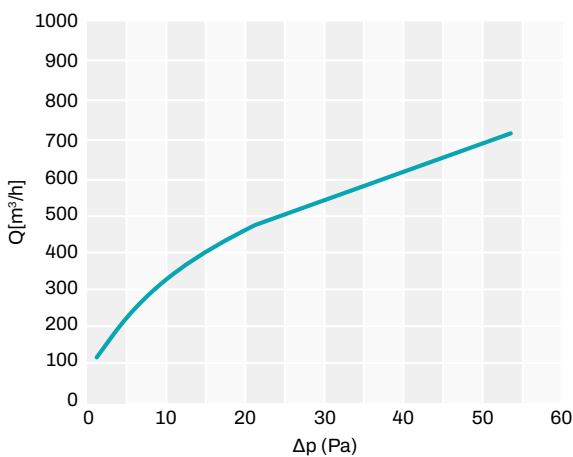
- Gefertigt aus mattweißem Aluminium
- Befestigung mittels Schrauben und Wandkonsolen
- Zur Wand- / Deckenmontage
- Plenum aus verzinktem Blech mit Polyethylen-Beschichtung mit geschlossenen Zellen, separat erhältlich
- Eingebauter Stellschieber
- Notstrom-Satz, separat erhältlich



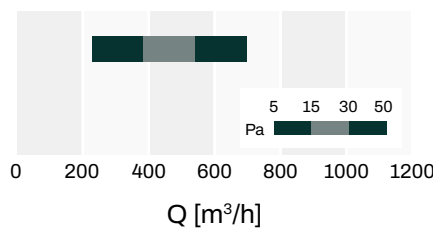
For the plenums see page 91

The damper is used to control the required amount of air and can be calibrated using a screwdriver.

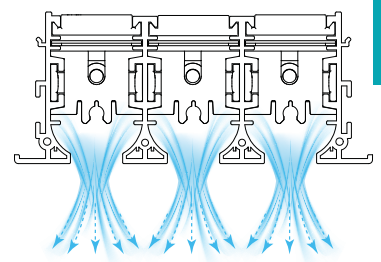
**LOAD CAPACITY AND PRESSURE DROP CURVES**



**RAPID AIR FLOW SELECTION**



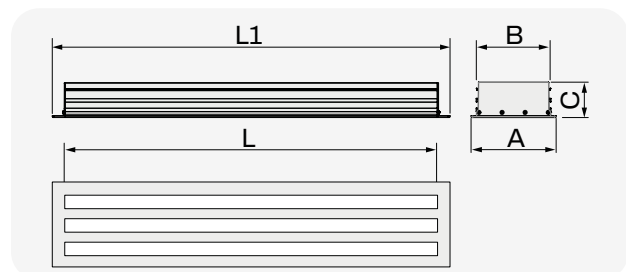
**EXAMPLE OF VERTICAL FLOW**



Ak [m²]	Qv min [m³/h]	Qv max [m³/h]	Lwa min [dB(A)]	Lwa max [dB(A)]	DP min [Pa]	DP max [Pa]
0.063	320	700	34	48	10	50

The data in the table refers to exposed linear diffusers with a length of 1000 mm

CODE	DIMENSIONS [mm]				
	L	L1	A	B	C
PWD301618	600	645	144	127	60
PWD301627	800	845	144	127	60
PWD301636	1000	1045	144	127	60
PWD301645	1500	1545	144	127	60
PWD301654	2000	2045	144	127	60



CODE	DESCRIPTION	U.M.	Pieces per box
PWD301618	LINEAR DIFFUSER IN ALUMINIUM WITH DAMPER 3 SLOTS L600MM WHITE	PCS	1
PWD301627	LINEAR DIFFUSER IN ALUMINIUM WITH DAMPER 3 SLOTS L800MM WHITE	PCS	1
PWD301636	LINEAR DIFFUSER IN ALUMINIUM WITH DAMPER 3 SLOTS L1000MM WHITE	PCS	1
PWD301645	LINEAR DIFFUSER IN ALUMINIUM WITH DAMPER 3 SLOTS L1500MM WHITE	PCS	1
PWD301654	LINEAR DIFFUSER IN ALUMINIUM WITH DAMPER 3 SLOTS L2000MM WHITE	PCS	1

Available from February 2025

**LINEAR DIFFUSER IN ANTI-CONDENSATION PVC WITH DAMPER - 4 SLOTS**

**TECHNICAL SPECIFICATIONS**

- Made of anti-condensate PVC plastic
- Flammability rating V0
- Operating temperature: -30 C° + 60 C°
- Fastening by means of screws and brackets
- For wall / ceiling installation
- Matt white
- Polyethylene-coated galvanized sheet plenum with closed cells (to be purchased separately)
- Built-in calibration damper
- Continuity kit can be purchased separately

**DIFFUSEUR LINÉAIRE EN PVC ANTI-CONDENSATION AVEC REGISTRE - 4 FENTES**

**CARACTÉRISTIQUES TECHNIQUES**

- Réalisé en plastique PVC anti-condensation
- Degré d'extinction V0
- Température de fonctionnement : -30 °C à 60 °C
- Fixation au moyen de vis et de supports
- Pour une installation murale ou au plafond
- Couleur blanc mat
- Plénum en tôle galvanisée revêtue de polyéthylène à cellules fermées pouvant être acheté séparément
- Registre de réglage intégré
- Kit de continuité pouvant être acheté séparément

**LINEARER DIFFUSOR AUS PVC MIT KONDENSATSCHUTZ MIT SCHIEBER - 4 SCHLITZE**

**TECHNISCHE EIGENSCHAFTEN**

- Gefertigt aus PVC-Kunststoff mit Kondensatschutz
- Flammenschutzgrad V0
- Betriebstemperatur: -30 C° + 60 C°
- Befestigung mittels Schrauben und Wandkonsolen
- Zur Wand- / Deckenmontage
- Farbe Mattweiß
- Plenum aus verzinktem Blech mit Polyethylen-Beschichtung mit geschlossenen Zellen, separat erhältlich
- Eingebauter Stellschieber
- Notstrom-Satz, separat erhältlich

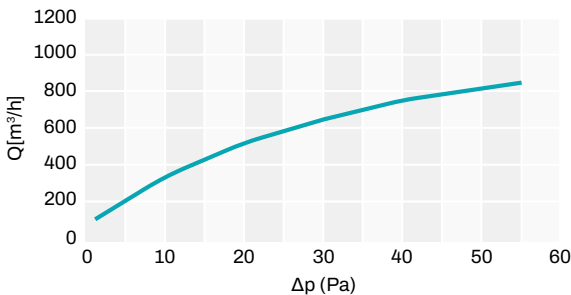
**PVC PLASTIC**



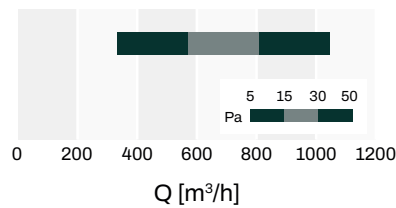
For the plenums see page 91

The damper is used to control the required amount of air and can be calibrated using a screwdriver.

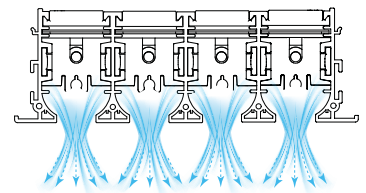
**LOAD CAPACITY AND PRESSURE DROP CURVES**



**RAPID AIR FLOW SELECTION**



**EXAMPLE OF VERTICAL FLOW**



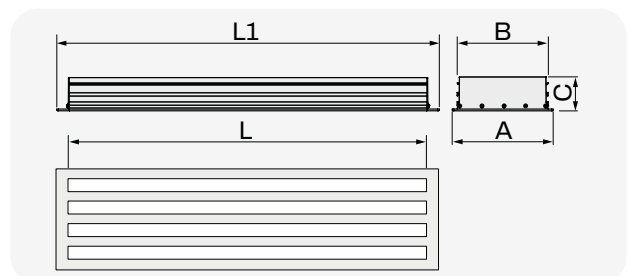
**Datasheet**



Ak [m²]	Qv min [m³/h]	Qv max [m³/h]	Lwa min [dB(A)]	Lwa max [dB(A)]	DP min [Pa]	DP max [Pa]
0.084	380	810	35	49	10	50

The data in the table refers to exposed linear diffusers with a length of 1000 mm

CODE	DIMENSIONS [mm]				
	L	L1	A	B	C
PWD301662	600	645	183	166	60
PWD301665	800	845	183	166	60
PWD301668	1000	1045	183	166	60
PWD301671	1500	1545	183	166	60
PWD301674	2000	2045	183	166	60



CODE	DESCRIPTION	U.M.	Pieces per box
PWD301662	LINEAR DIFFUSER IN ANTI-CONDENSATE PVC WITH DAMPER 4 SLOTS L600MM WHITE	PCS	1
PWD301665	LINEAR DIFFUSER IN ANTI-CONDENSATE PVC WITH DAMPER 4 SLOTS L800MM WHITE	PCS	1
PWD301668	LINEAR DIFFUSER IN ANTI-CONDENSATE PVC WITH DAMPER 4 SLOTS L1000MM WHITE	PCS	1
PWD301671	LINEAR DIFFUSER IN ANTI-CONDENSATE PVC WITH DAMPER 4 SLOTS L1500MM WHITE	PCS	1
PWD301674	LINEAR DIFFUSER IN ANTI-CONDENSATE PVC WITH DAMPER 4 SLOTS L2000MM WHITE	PCS	1

Available from February 2025



**LINEAR DIFFUSER IN ALUMINIUM WITH DAMPER - 4 SLOTS**

**TECHNICAL SPECIFICATIONS**

- Made of aluminium, matt white
- Fastening by means of screws and brackets
- For wall / ceiling installation
- Polyethylene-coated galvanized sheet plenum with closed cells (to be purchased separately)
- Built-in calibration damper
- Continuity kit can be purchased separately

**DIFFUSEUR LINÉAIRE EN ALUMINIUM AVEC REGISTRE - 4 FENTES**

**CARACTÉRISTIQUES TECHNIQUES**

- Réalisé en aluminium de couleur blanc mat
- Fixation au moyen de vis et de supports
- Pour une installation murale ou au plafond
- Plénum en tôle galvanisée revêtue de polyéthylène à cellules fermées pouvant être acheté séparément
- Registre de réglage intégré
- Kit de continuité pouvant être acheté séparément

**LINEARER DIFFUSOR AUS ALUMINIUM MIT SCHIEBER - 4 SCHLITZE**

**TECHNISCHE EIGENSCHAFTEN**

- Gefertigt aus mattweißem Aluminium
- Befestigung mittels Schrauben und Wandkonsolen
- Zur Wand- / Deckenmontage
- Plenum aus verzinktem Blech mit Polyethylen-Beschichtung mit geschlossenen Zellen, separat erhältlich
- Eingebauter Stellschieber
- Notstrom-Satz, separat erhältlich

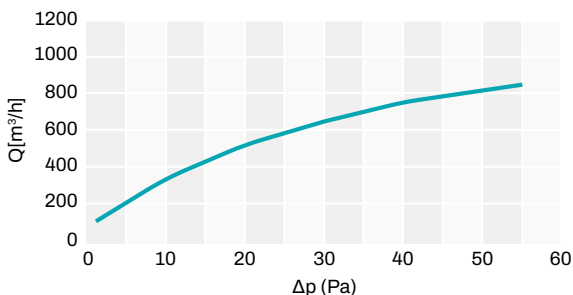
**ALUMINIUM**



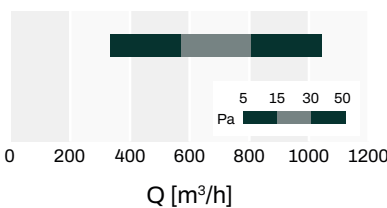
For the plenums see page 91

The damper is used to control the required amount of air and can be calibrated using a screwdriver.

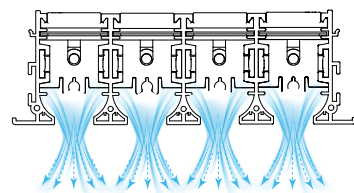
**LOAD CAPACITY AND PRESSURE DROP CURVES**



**RAPID AIR FLOW SELECTION**



**EXAMPLE OF VERTICAL FLOW**



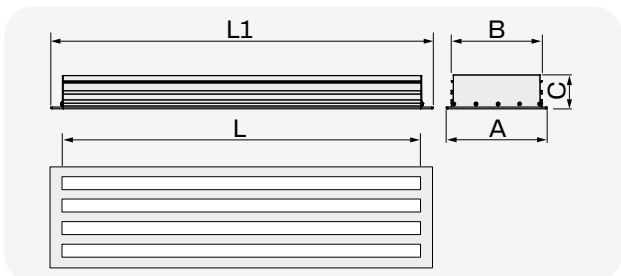
Datasheet



Ak [m²]	Qv min [m³/h]	Qv max [m³/h]	Lwa min [dB(A)]	Lwa max [dB(A)]	DP min [Pa]	DP max [Pa]
0.084	380	810	35	49	10	50

The data in the table refers to exposed linear diffusers with a length of 1000 mm


CODE	DIMENSIONS [mm]				
	L	L1	A	B	C
PWD301677	600	645	183	166	60
PWD301680	800	845	183	166	60
PWD301683	1000	1045	183	166	60
PWD301686	1500	1545	183	166	60
PWD301689	2000	2045	183	166	60



CODE	DESCRIPTION	U.M.	Pieces per box
PWD301677	LINEAR DIFFUSER IN ALUMINIUM WITH DAMPER 4 SLOTS L600MM WHITE	PCS	1
PWD301680	LINEAR DIFFUSER IN ALUMINIUM WITH DAMPER 4 SLOTS L800MM WHITE	PCS	1
PWD301683	LINEAR DIFFUSER IN ALUMINIUM WITH DAMPER 4 SLOTS L1000MM WHITE	PCS	1
PWD301686	LINEAR DIFFUSER IN ALUMINIUM WITH DAMPER 4 SLOTS L1500MM WHITE	PCS	1
PWD301689	LINEAR DIFFUSER IN ALUMINIUM WITH DAMPER 4 SLOTS L2000MM WHITE	PCS	1

Available from February 2025

**LINEAR DELIVERY  
DIFFUSERS IN ANTI-  
CONDENSATE PVC  
PLASTIC AND IN  
ALUMINIUM  
WITH DAMPER AND  
CENTRAL BAFFLE  
1-2-3-4 SLOTS**



**LINEAR DIFFUSER IN ANTI-CONDENSATION PVC WITH DAMPER AND CENTRAL BAFFLE - 1 SLOT**

**TECHNICAL SPECIFICATIONS**

- Made of anti-condensate PVC plastic
- Flammability rating V0
- Operating temperature: -30 C° + 60 C°
- Fastening by means of screws and brackets
- For wall / ceiling installation
- Matt white
- Polyethylene-coated galvanized sheet plenum with closed cells (to be purchased separately)
- Built-in calibration damper
- Continuity kit can be purchased separately

**DIFFUSEUR LINÉAIRE EN PVC ANTI-CONDENSATION AVEC REGISTRE ET DÉFLECTEUR CENTRAL - 1 FENTE**

**CARACTÉRISTIQUES TECHNIQUES**

- Réalisé en plastique PVC anti-condensation
- Degré d'extinction V0
- Température de fonctionnement : -30 °C à 60 °C
- Fixation au moyen de vis et de supports
- Pour une installation murale ou au plafond
- Couleur blanc mat
- Plénum en tôle galvanisée revêtue de polyéthylène à cellules fermées pouvant être acheté séparément
- Registre de réglage intégré
- Kit de continuité pouvant être acheté séparément

**LINEARER DIFFUSOR AUS PVC MIT KONDENSATSCHUTZ MIT SCHIEBER UND ZENTRALER STÖRKLAPPE - 1 SCHLITZ**

**TECHNISCHE EIGENSCHAFTEN**

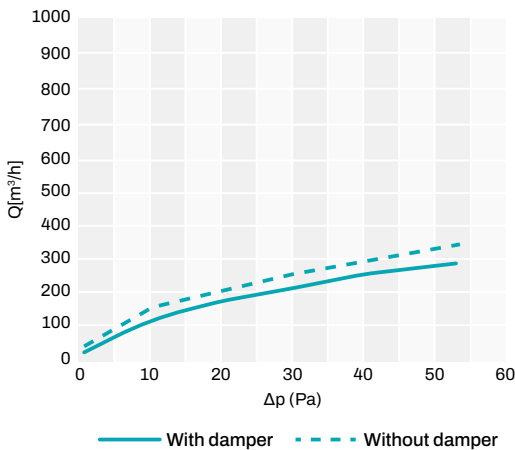
- Gefertigt aus PVC-Kunststoff mit Kondensatschutz
- Flammenschutzgrad V0
- Betriebstemperatur: -30 C° + 60 C°
- Befestigung mittels Schrauben und Wandkonsolen
- Zur Wand- / Deckenmontage
- Farbe Mattweiß
- Plenum aus verzinktem Blech mit Polyethylen-Beschichtung mit geschlossenen Zellen, separat erhältlich
- Eingebauter Stellschieber
- Notstrom-Satz, separat erhältlich

**PVC PLASTIC**

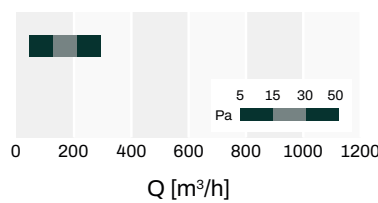


For the plenums see page 90

**LOAD CAPACITY AND PRESSURE DROP CURVES**



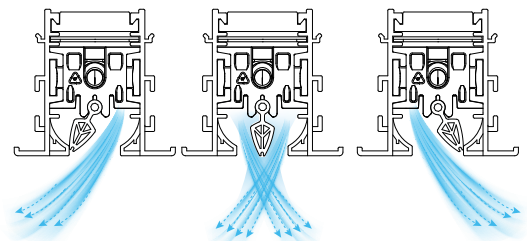
**RAPID AIR FLOW SELECTION**



**Datasheet**



**EXAMPLE OF VERTICAL FLOW**



Ak [m²]	Qv min [m³/h]	Qv max [m³/h]	Lwa min [dB(A)]	Lwa max [dB(A)]	DP min [Pa]	DP max [Pa]
0.021	120	270	32	46	10	50

The data in the table refers to exposed linear diffusers with a length of 1000 mm

CODE	DIMENSIONS [mm]				
	L	L1	A	B	C
PWD301488	600	645	66	49	60
PWD301497	800	845	66	49	60
PWD301506	1000	1045	66	49	60
PWD301515	1500	1545	66	49	60
PWD301524	2000	2045	66	49	60



CODE	DESCRIPTION	U.M.	Pieces per box
PWD301488	LINEAR DIFFUSER IN ANTI-CONDENSATION PVC WITH DAMPER AND CENTRAL BAFFLE L600MM 1 SLOT WHITE	PCS	1
PWD301497	LINEAR DIFFUSER IN ANTI-CONDENSATION PVC WITH DAMPER AND CENTRAL BAFFLE L800MM 1 SLOT WHITE	PCS	1
PWD301506	LINEAR DIFFUSER IN ANTI-CONDENSATION PVC WITH DAMPER AND CENTRAL BAFFLE L1000MM 1 SLOT WHITE	PCS	1
PWD301515	LINEAR DIFFUSER IN ANTI-CONDENSATION PVC WITH DAMPER AND CENTRAL BAFFLE L1500MM 1 SLOT WHITE	PCS	1
PWD301524	LINEAR DIFFUSER IN ANTI-CONDENSATION PVC WITH DAMPER AND CENTRAL BAFFLE L2000MM 1 SLOT WHITE	PCS	1

Available from February 2025

**LINEAR DIFFUSER IN ALUMINIUM WITH DAMPER AND CENTRAL BAFFLE - 1 SLOT**

**TECHNICAL SPECIFICATIONS**

- Made of aluminium, matt white
- Fastening by means of screws and brackets
- For wall / ceiling installation
- Polyethylene-coated galvanized sheet plenum with closed cells (to be purchased separately)
- Built-in calibration damper
- Continuity kit can be purchased separately

**DIFFUSEUR LINÉAIRE EN ALUMINIUM AVEC REGISTRE ET DÉFLECTEUR CENTRAL - 1 FENTE**

**CARACTÉRISTIQUES TECHNIQUES**

- Réalisé en aluminium de couleur blanc mat
- Fixation au moyen de vis et de supports
- Pour une installation murale ou au plafond
- Plénum en tôle galvanisée revêtue de polyéthylène à cellules fermées pouvant être acheté séparément
- Registre de réglage intégré
- Kit de continuité pouvant être acheté séparément

**LINEARER DIFFUSOR AUS ALUMINIUM MIT SCHIEBER UND ZENTRALER STÖRK-LAPPE - 1 SCHLITZ**

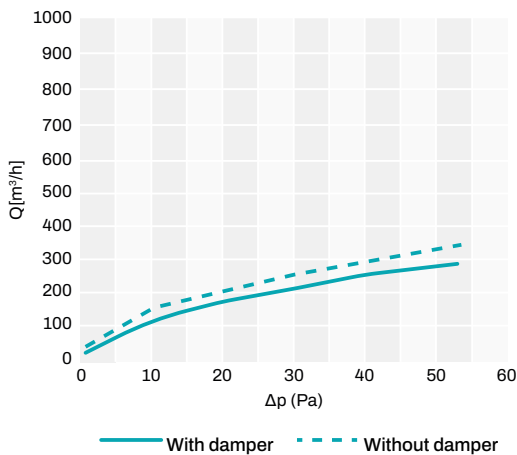
**TECHNISCHE EIGENSCHAFTEN**

- Gefertigt aus mattweißem Aluminium
- Befestigung mittels Schrauben und Wandkonsolen
- Zur Wand- / Deckenmontage
- Plenum aus verzinktem Blech mit Polyethylen-Beschichtung mit geschlossenen Zellen, separat erhältlich
- Eingebauter Stellschieber
- Notstrom-Satz, separat erhältlich

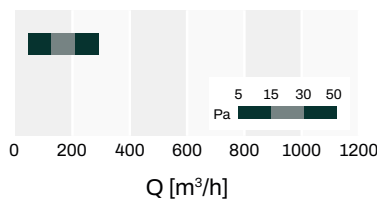


For the plenums see page 90

**LOAD CAPACITY AND PRESSURE DROP CURVES**



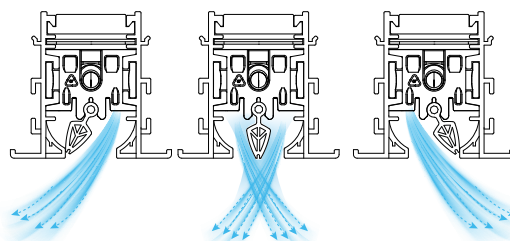
**RAPID AIR FLOW SELECTION**



Datasheet



**EXAMPLE OF VERTICAL FLOW**



Ak [m²]	Qv min [m³/h]	Qv max [m³/h]	Lwa min [dB(A)]	Lwa max [dB(A)]	DP min [Pa]	DP max [Pa]
0.021	120	270	32	46	10	50

The data in the table refers to exposed linear diffusers with a length of 1000 mm

CODE	DIMENSIONS [mm]				
	L	L1	A	B	C
PWD301613	600	645	66	49	60
PWD301622	800	845	66	49	60
PWD301631	1000	1045	66	49	60
PWD301640	1500	1545	66	49	60
PWD301649	2000	2045	66	49	60



CODE	DESCRIPTION	U.M.	Pieces per box
PWD301613	LINEAR DIFFUSER IN ALUMINIUM WITH DAMPER AND CENTRAL BAFFLE L600MM 1 SLOT WHITE	PCS	1
PWD301622	LINEAR DIFFUSER IN ALUMINIUM WITH DAMPER AND CENTRAL BAFFLE L800MM 1 SLOT WHITE	PCS	1
PWD301631	LINEAR DIFFUSER IN ALUMINIUM WITH DAMPER AND CENTRAL BAFFLE L1000MM 1 SLOT WHITE	PCS	1
PWD301640	LINEAR DIFFUSER IN ALUMINIUM WITH DAMPER AND CENTRAL BAFFLE L1500MM 1 SLOT WHITE	PCS	1
PWD301649	LINEAR DIFFUSER IN ALUMINIUM WITH DAMPER AND CENTRAL BAFFLE L2000MM 1 SLOT WHITE	PCS	1

Available from February 2025

**LINEAR DIFFUSER IN ANTI-CONDENSATION PVC WITH DAMPER AND CENTRAL BAFFLE - 2 SLOTS**

**TECHNICAL SPECIFICATIONS**

- Made of anti-condensate PVC plastic
- Flammability rating V0
- Operating temperature: -30 C° + 60 C°
- Fastening by means of screws and brackets
- For wall / ceiling installation
- Matt white
- Polyethylene-coated galvanized sheet plenum with closed cells (to be purchased separately)
- Built-in calibration damper
- Continuity kit can be purchased separately

**DIFFUSEUR LINÉAIRE EN PVC ANTI-CONDENSATION AVEC REGISTRE ET DÉFLECTEUR CENTRAL - 2 FENTES**

**CARACTÉRISTIQUES TECHNIQUES**

- Réalisé en plastique PVC anti-condensation
- Degré d'extinction V0
- Température de fonctionnement : -30 °C à 60 °C
- Fixation au moyen de vis et de supports
- Pour une installation murale ou au plafond
- Couleur blanc mat
- Plénum en tôle galvanisée revêtue de polyéthylène à cellules fermées pouvant être achetée séparément
- Registre de réglage intégré
- Kit de continuité pouvant être acheté séparément

**LINEARER DIFFUSOR AUS PVC MIT KONDENSATSCHUTZ MIT SCHIEBER UND ZENTRALER STÖRKLAPPE - 2 SCHLITZE**

**TECHNISCHE EIGENSCHAFTEN**

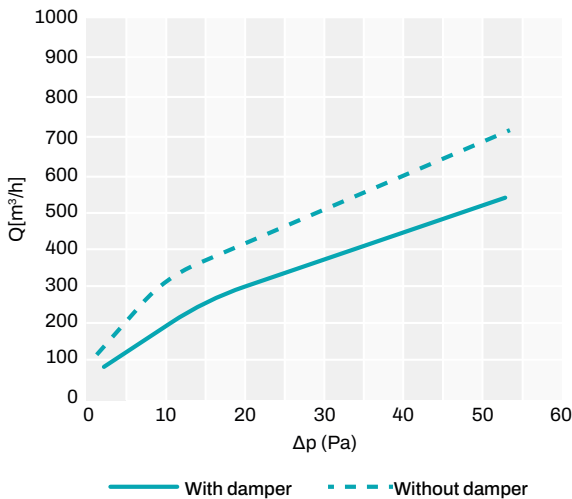
- Gefertigt aus PVC-Kunststoff mit Kondensatschutz
- Flammenschutzgrad V0
- Betriebstemperatur: -30 C° + 60 C°
- Befestigung mittels Schrauben und Wandkonsolen
- Zur Wand- / Deckenmontage
- Farbe Mattweiß
- Plenum aus verzinktem Blech mit Polyethylen-Beschichtung mit geschlossenen Zellen, separat erhältlich
- Eingebauter Stellschieber
- Notstrom-Satz, separat erhältlich

**PVC PLASTIC**

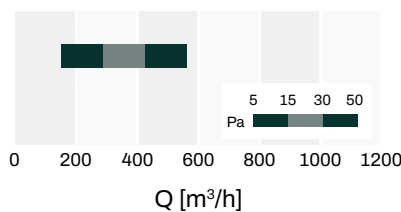


For the plenums see page 90

**LOAD CAPACITY AND PRESSURE DROP CURVES**



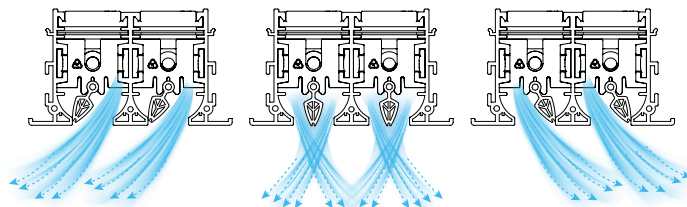
**RAPID AIR FLOW SELECTION**



**Datasheet**



**EXAMPLE OF VERTICAL FLOW**



Ak [m²]	Qv min [m³/h]	Qv max [m³/h]	Lwa min [dB(A)]	Lwa max [dB(A)]	DP min [Pa]	DP max [Pa]
0.042	240	530	33	47	10	50

The data in the table refers to exposed linear diffusers with a length of 1000 mm

CODE	DIMENSIONS [mm]				
	L	L1	A	B	C
PWD301491	600	645	105	88	60
PWD301500	800	845	105	88	60
PWD301509	1000	1045	105	88	60
PWD301518	1500	1545	105	88	60
PWD301527	2000	2045	105	88	60



CODE	DESCRIPTION	U.M.	Pieces per box
PWD301491	LINEAR DIFFUSER IN ANTI-CONDENSATION PVC WITH DAMPER AND CENTRAL BAFFLE L600MM 2 SLOT WHITE	PCS	1
PWD301500	LINEAR DIFFUSER IN ANTI-CONDENSATION PVC WITH DAMPER AND CENTRAL BAFFLE L800MM 2 SLOT WHITE	PCS	1
PWD301509	LINEAR DIFFUSER IN ANTI-CONDENSATION PVC WITH DAMPER AND CENTRAL BAFFLE L1000MM 2 SLOT WHITE	PCS	1
PWD301518	LINEAR DIFFUSER IN ANTI-CONDENSATION PVC WITH DAMPER AND CENTRAL BAFFLE L1500MM 2 SLOT WHITE	PCS	1
PWD301527	LINEAR DIFFUSER IN ANTI-CONDENSATION PVC WITH DAMPER AND CENTRAL BAFFLE L2000MM 2 SLOT WHITE	PCS	1

Available from February 2025



**LINEAR DIFFUSER IN ALUMINIUM WITH DAMPER AND CENTRAL BAFFLE - 2 SLOTS**

**TECHNICAL SPECIFICATIONS**

- Made of aluminium, matt white
- Fastening by means of screws and brackets
- For wall / ceiling installation
- Polyethylene-coated galvanized sheet plenum with closed cells (to be purchased separately)
- Built-in calibration damper
- Continuity kit can be purchased separately

**DIFFUSEUR LINÉAIRE EN ALUMINIUM AVEC REGISTRE ET DÉFLECTEUR CENTRAL - 2 FENTES**

**CARACTÉRISTIQUES TECHNIQUES**

- Réalisé en aluminium de couleur blanc mat
- Fixation au moyen de vis et de supports
- Pour une installation murale ou au plafond
- Plénum en tôle galvanisée revêtue de polyéthylène à cellules fermées pouvant être acheté séparément
- Registre de réglage intégré
- Kit de continuité pouvant être acheté séparément

**LINEARER DIFFUSOR AUS ALUMINIUM MIT SCHIEBER UND ZENTRALER STÖRK-LAPPE - 2 SCHLITZE**

**TECHNISCHE EIGENSCHAFTEN**

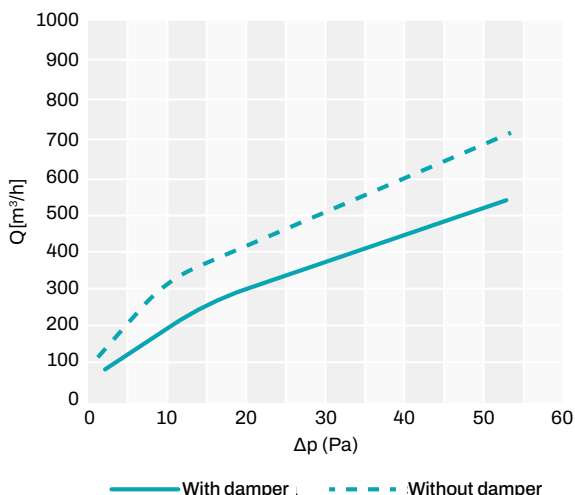
- Gefertigt aus mattweißem Aluminium
- Befestigung mittels Schrauben und Wandkonsolen
- Zur Wand- / Deckenmontage
- Plenum aus verzinktem Blech mit Polyethylen-Beschichtung, separat erhältlich
- Eingebauter Stellschieber
- Notstrom-Satz, separat erhältlich

ALUMINIUM

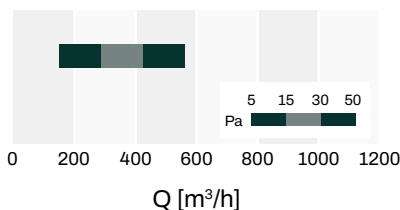


For the plenums see page 90

LOAD CAPACITY AND PRESSURE DROP CURVES



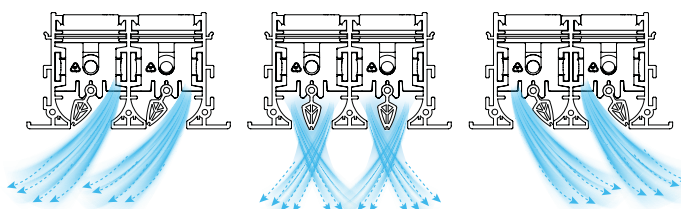
RAPID AIR FLOW SELECTION



Datasheet



EXAMPLE OF VERTICAL FLOW



Ak [m²]	Qv min [m³/h]	Qv max [m³/h]	Lwa min [dB(A)]	Lwa max [dB(A)]	DP min [Pa]	DP max [Pa]
0.042	240	530	33	47	10	50

The data in the table refers to exposed linear diffusers with a length of 1000 mm

CODE	DIMENSIONS [mm]				
	L	L1	A	B	C
PWD301616	600	645	105	88	60
PWD301625	800	845	105	88	60
PWD301634	1000	1045	105	88	60
PWD301643	1500	1545	105	88	60
PWD301652	2000	2045	105	88	60



CODE	DESCRIPTION	U.M.	Pieces per box
PWD301616	LINEAR DIFFUSER IN ALUMINIUM WITH DAMPER AND CENTRAL BAFFLE L600MM 2 SLOT WHITE	PCS	1
PWD301625	LINEAR DIFFUSER IN ALUMINIUM WITH DAMPER AND CENTRAL BAFFLE L800MM 2 SLOT WHITE	PCS	1
PWD301634	LINEAR DIFFUSER IN ALUMINIUM WITH DAMPER AND CENTRAL BAFFLE L1000MM 2 SLOT WHITE	PCS	1
PWD301643	LINEAR DIFFUSER IN ALUMINIUM WITH DAMPER AND CENTRAL BAFFLE L1500MM 2 SLOT WHITE	PCS	1
PWD301652	LINEAR DIFFUSER IN ALUMINIUM WITH DAMPER AND CENTRAL BAFFLE L2000MM 2 SLOT WHITE	PCS	1

Available from February 2025

**LINEAR DIFFUSER IN ANTI-CONDENSATION PVC WITH DAMPER AND CENTRAL BAFFLE - 3 SLOTS**

**TECHNICAL SPECIFICATIONS**

- Made of anti-condensate PVC plastic
- Flammability rating V0
- Operating temperature: -30 C° + 60 C°
- Fastening by means of screws and brackets
- For wall / ceiling installation
- Matt white
- Polyethylene-coated galvanized sheet plenum with closed cells (to be purchased separately)
- Built-in calibration damper
- Continuity kit can be purchased separately

**DIFFUSEUR LINÉAIRE EN PVC ANTI-CONDENSATION AVEC REGISTRE ET DÉFLECTEUR CENTRAL - 3 FENTES**

**CARACTÉRISTIQUES TECHNIQUES**

- Réalisé en plastique PVC anti-condensation
- Degré d'extinction V0
- Température de fonctionnement : -30 °C à 60 °C
- Fixation au moyen de vis et de supports
- Pour une installation murale ou au plafond
- Couleur blanc mat
- Plénum en tôle galvanisée revêtue de polyéthylène à cellules fermées pouvant être achetée séparément
- Registre de réglage intégré
- Kit de continuité pouvant être acheté séparément

**LINEARER DIFFUSOR AUS PVC MIT KONDENSATSCHUTZ MIT SCHIEBER UND ZENTRALER STÖRKLAPPE - 3 SCHLITZE**

**TECHNISCHE EIGENSCHAFTEN**

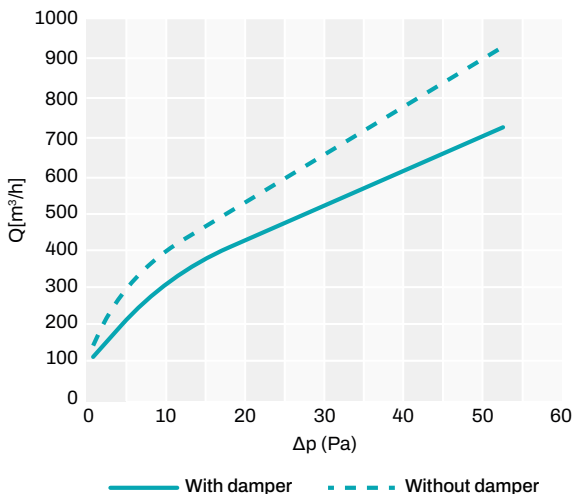
- Gefertigt aus PVC-Kunststoff mit Kondensatschutz
- Flammenschutzgrad V0
- Betriebstemperatur: -30 C° + 60 C°
- Befestigung mittels Schrauben und Wandkonsolen
- Zur Wand- / Deckenmontage
- Farbe Mattweiß
- Plenum aus verzinktem Blech mit Polyethylen-Beschichtung mit geschlossenen Zellen, separat erhältlich
- Eingebauter Stellschieber
- Notstrom-Satz, separat erhältlich

**PVC PLASTIC**

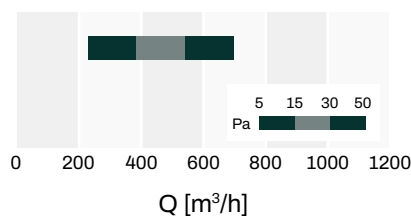


For the plenums see page 91

**LOAD CAPACITY AND PRESSURE DROP CURVES**



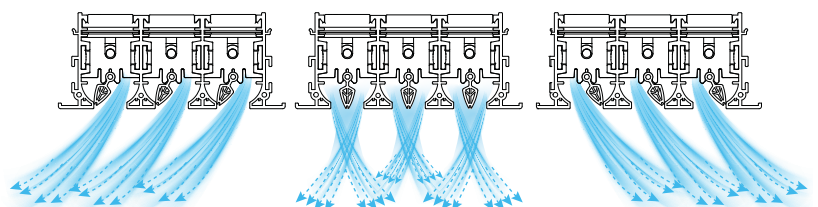
**RAPID AIR FLOW SELECTION**



**Datasheet**



**EXAMPLE OF VERTICAL FLOW**



Ak [m²]	Qv min [m³/h]	Qv max [m³/h]	Lwa min [dB(A)]	Lwa max [dB(A)]	DP min [Pa]	DP max [Pa]
0.063	320	700	34	48	10	50

The data in the table refers to exposed linear diffusers with a length of 1000 mm

CODE	DIMENSIONS [mm]				
	L	L1	A	B	C
PWD301494	600	645	144	127	60
PWD301503	800	845	144	127	60
PWD301512	1000	1045	144	127	60
PWD301521	1500	1545	144	127	60
PWD301530	2000	2045	144	127	60



CODE	DESCRIPTION	U.M.	Pieces per box
PWD301494	LINEAR DIFFUSER IN ANTI-CONDENSATION PVC WITH DAMPER AND CENTRAL BAFFLE L600MM 3 SLOT WHITE	PCS	1
PWD301503	LINEAR DIFFUSER IN ANTI-CONDENSATION PVC WITH DAMPER AND CENTRAL BAFFLE L800MM 3 SLOT WHITE	PCS	1
PWD301512	LINEAR DIFFUSER IN ANTI-CONDENSATION PVC WITH DAMPER AND CENTRAL BAFFLE L1000MM 3 SLOT WHITE	PCS	1
PWD301521	LINEAR DIFFUSER IN ANTI-CONDENSATION PVC WITH DAMPER AND CENTRAL BAFFLE L1500MM 3 SLOT WHITE	PCS	1
PWD301530	LINEAR DIFFUSER IN ANTI-CONDENSATION PVC WITH DAMPER AND CENTRAL BAFFLE L2000MM 3 SLOT WHITE	PCS	1

Available from February 2025

**LINEAR DIFFUSER IN ALUMINIUM WITH DAMPER AND CENTRAL BAFFLE - 3 SLOTS**

**TECHNICAL SPECIFICATIONS**

- Made of aluminium, matt white
- Fastening by means of screws and brackets
- For wall / ceiling installation
- Polyethylene-coated galvanized sheet plenum with closed cells (to be purchased separately)
- Built-in calibration damper
- Continuity kit can be purchased separately

**DIFFUSEUR LINÉAIRE EN ALUMINIUM AVEC REGISTRE ET DÉFLECTEUR CENTRAL - 3 FENTES**

**CARACTÉRISTIQUES TECHNIQUES**

- Réalisé en aluminium de couleur blanc mat
- Fixation au moyen de vis et de supports
- Pour une installation murale ou au plafond
- Plénum en tôle galvanisée revêtue de polyéthylène à cellules fermées pouvant être acheté séparément
- Régistre de réglage intégré
- Kit de continuité pouvant être acheté séparément

**LINEARER DIFFUSOR AUS ALUMINIUM MIT SCHIEBER UND ZENTRALER STÖRK-LAPPE - 3 SCHLITZE**

**TECHNISCHE EIGENSCHAFTEN**

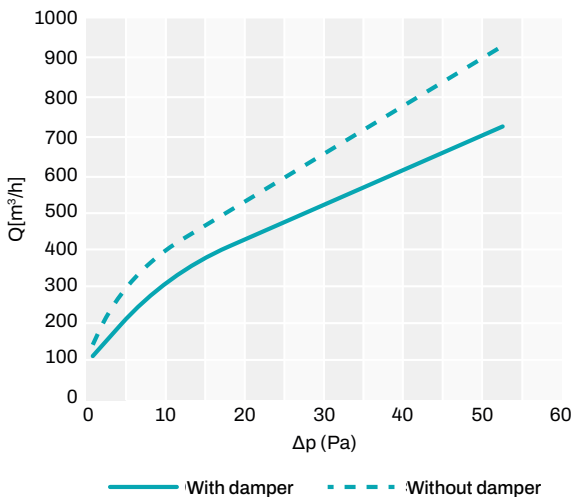
- Gefertigt aus mattweißem Aluminium
- Befestigung mittels Schrauben und Wandkonsolen
- Zur Wand- / Deckenmontage
- Plenum aus verzinktem Blech mit Polyethylen-Beschichtung mit geschlossenen Zellen, separat erhältlich
- Eingebauter Stellschieber
- Notstrom-Satz, separat erhältlich

**ALUMINIUM**

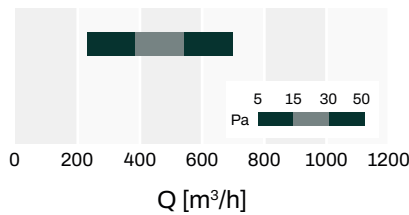


For the plenums see page 91

**LOAD CAPACITY AND PRESSURE DROP CURVES**



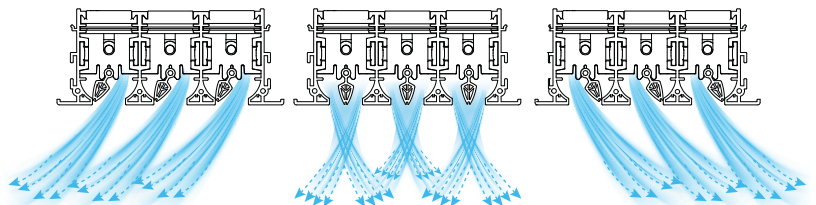
**RAPID AIR FLOW SELECTION**



**Datasheet**



**EXAMPLE OF VERTICAL FLOW**



Ak [m²]	Qv min [m³/h]	Qv max [m³/h]	Lwa min [dB(A)]	Lwa max [dB(A)]	DP min [Pa]	DP max [Pa]
0.063	320	700	34	48	10	50

The data in the table refers to exposed linear diffusers with a length of 1000 mm

CODE	DIMENSIONS [mm]				
	L	L1	A	B	C
PWD301619	600	645	144	127	60
PWD301628	800	845	144	127	60
PWD301637	1000	1045	144	127	60
PWD301646	1500	1545	144	127	60
PWD301655	2000	2045	144	127	60



CODE	DESCRIPTION	U.M.	Pieces per box
PWD301619	LINEAR DIFFUSER IN ALUMINIUM WITH DAMPER AND CENTRAL BAFFLE L600MM 3 SLOT WHITE	PCS	1
PWD301628	LINEAR DIFFUSER IN ALUMINIUM WITH DAMPER AND CENTRAL BAFFLE L800MM 3 SLOT WHITE	PCS	1
PWD301637	LINEAR DIFFUSER IN ALUMINIUM WITH DAMPER AND CENTRAL BAFFLE L1000MM 3 SLOT WHITE	PCS	1
PWD301646	LINEAR DIFFUSER IN ALUMINIUM WITH DAMPER AND CENTRAL BAFFLE L1500MM 3 SLOT WHITE	PCS	1
PWD301655	LINEAR DIFFUSER IN ALUMINIUM WITH DAMPER AND CENTRAL BAFFLE L2000MM 3 SLOT WHITE	PCS	1

Available from February 2025

**LINEAR DIFFUSER IN ANTI-CONDENSATION PVC WITH DAMPER AND CENTRAL BAFFLE - 4 SLOTS**

**TECHNICAL SPECIFICATIONS**

- Made of anti-condensate PVC plastic
- Flammability rating V0
- Operating temperature: -30 C° + 60 C°
- Fastening by means of screws and brackets
- For wall / ceiling installation
- Matt white
- Polyethylene-coated galvanized sheet plenum with closed cells (to be purchased separately)
- Built-in calibration damper
- Continuity kit can be purchased separately

**DIFFUSEUR LINÉAIRE EN PVC ANTI-CONDENSATION AVEC REGISTRE ET DÉFLECTEUR CENTRAL - 4 FENTES**

**CARACTÉRISTIQUES TECHNIQUES**

- Réalisé en plastique PVC anti-condensation
- Degré d'extinction V0
- Température de fonctionnement : -30 °C à 60 °C
- Fixation au moyen de vis et de supports
- Pour une installation murale ou au plafond
- Couleur blanc mat
- Plénum en tôle galvanisée revêtue de polyéthylène à cellules fermées pouvant être acheté séparément
- Registre de réglage intégré
- Kit de continuité pouvant être acheté séparément

**LINEARER DIFFUSOR AUS PVC MIT KONDENSATSCHUTZ MIT SCHIEBER UND ZENTRALER STÖRKLAPPE - 4 SCHLITZE**

**TECHNISCHE EIGENSCHAFTEN**

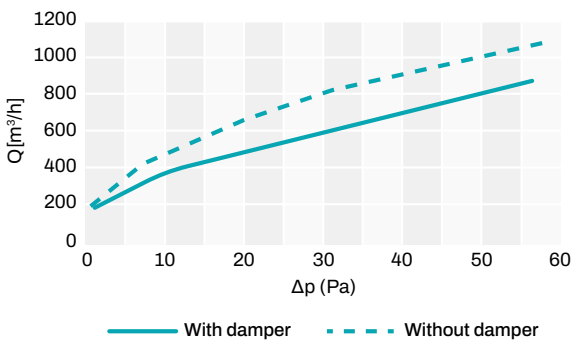
- Gefertigt aus PVC-Kunststoff mit Kondensatschutz
- Flammenschutzgrad V0
- Betriebstemperatur: -30 C° + 60 C°
- Befestigung mittels Schrauben und Wandkonsolen
- Zur Wand- / Deckenmontage
- Farbe Mattweiß
- Plenum aus verzinktem Blech mit Polyethylen-Beschichtung mit geschlossenen Zellen, separat erhältlich
- Eingebauter Stellschieber
- Notstrom-Satz, separat erhältlich

**PVC PLASTIC**

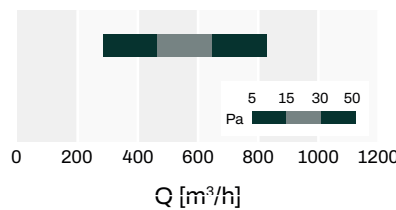


For the plenums see page 91

**LOAD CAPACITY AND PRESSURE DROP CURVES**



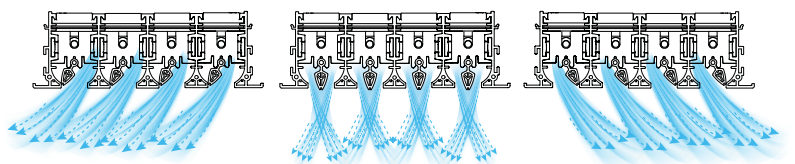
**RAPID AIR FLOW SELECTION**



**Datasheet**



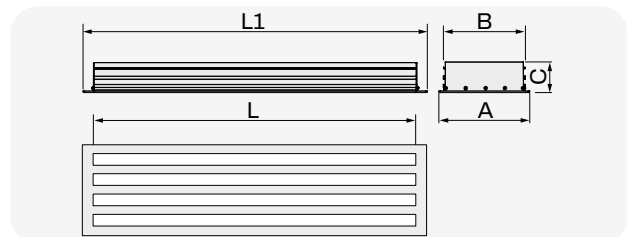
**EXAMPLE OF VERTICAL FLOW**



Ak [m²]	Qv min [m³/h]	Qv max [m³/h]	Lwa min [dB(A)]	Lwa max [dB(A)]	DP min [Pa]	DP max [Pa]
0.084	380	810	35	49	10	50

The data in the table refers to exposed linear diffusers with a length of 1000 mm

CODE	DIMENSIONS [mm]				
	L	L1	A	B	C
PWD301663	600	645	183	166	60
PWD301666	800	845	183	166	60
PWD301669	1000	1045	183	166	60
PWD301672	1500	1545	183	166	60
PWD301675	2000	2045	183	166	60



CODE	DESCRIPTION	U.M.	Pieces per box
PWD301663	LINEAR DIFFUSER IN ANTI-CONDENSATION PVC WITH DAMPER AND CENTRAL BAFFLE L600MM 4 SLOT WHITE	PCS	1
PWD301666	LINEAR DIFFUSER IN ANTI-CONDENSATION PVC WITH DAMPER AND CENTRAL BAFFLE L800MM 4 SLOT WHITE	PCS	1
PWD301669	LINEAR DIFFUSER IN ANTI-CONDENSATION PVC WITH DAMPER AND CENTRAL BAFFLE L1000MM 4 SLOT WHITE	PCS	1
PWD301672	LINEAR DIFFUSER IN ANTI-CONDENSATION PVC WITH DAMPER AND CENTRAL BAFFLE L1500MM 4 SLOT WHITE	PCS	1
PWD301675	LINEAR DIFFUSER IN ANTI-CONDENSATION PVC WITH DAMPER AND CENTRAL BAFFLE L2000MM 4 SLOT WHITE	PCS	1

Available from February 2025



**LINEAR DIFFUSER IN ALUMINIUM WITH DAMPER AND CENTRAL BAFFLE - 4 SLOTS**

**TECHNICAL SPECIFICATIONS**

- Made of aluminium, matt white
- Fastening by means of screws and brackets
- For wall / ceiling installation
- Polyethylene-coated galvanized sheet plenum with closed cells (to be purchased separately)
- Built-in calibration damper
- Continuity kit can be purchased separately

**DIFFUSEUR LINÉAIRE EN ALUMINIUM AVEC REGISTRE ET DÉFLECTEUR CENTRAL - 4 FENTES**

**CARACTÉRISTIQUES TECHNIQUES**

- Réalisé en aluminium de couleur blanc mat
- Fixation au moyen de vis et de supports
- Pour une installation murale ou au plafond
- Plénum en tôle galvanisée revêtue de polyéthylène à cellules fermées pouvant être acheté séparément
- Registre de réglage intégré
- Kit de continuité pouvant être acheté séparément

**LINEARER DIFFUSOR AUS ALUMINIUM MIT SCHIEBER UND ZENTRALER STÖRK-LAPPE - 4 SCHLITZE**

**TECHNISCHE EIGENSCHAFTEN**

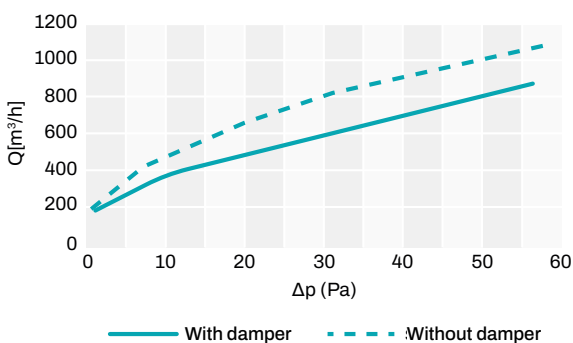
- Gefertigt aus mattweißem Aluminium
- Befestigung mittels Schrauben und Wandkonsolen
- Zur Wand- / Deckenmontage
- Plenum aus verzinktem Blech mit Polyethylen-Beschichtung mit geschlossenen Zellen, separat erhältlich
- Eingebauter Stellschieber
- Notstrom-Satz, separat erhältlich

**ALUMINIUM**

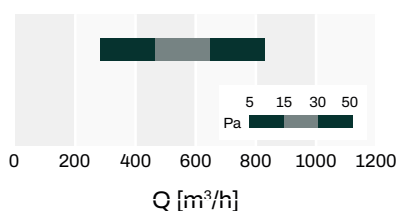


For the plenums see page 91

**LOAD CAPACITY AND PRESSURE DROP CURVES**



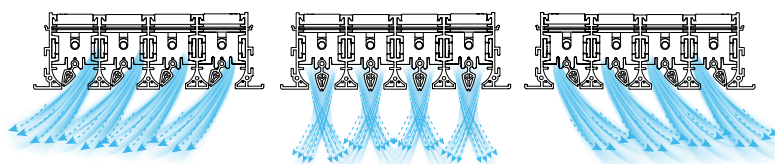
**RAPID AIR FLOW SELECTION**



**Datasheet**



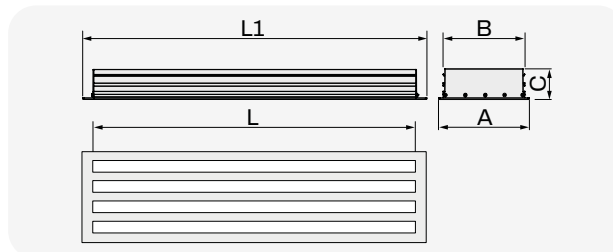
**EXAMPLE OF VERTICAL FLOW**



Ak [m²]	Qv min [m³/h]	Qv max [m³/h]	Lwa min [dB(A)]	Lwa max [dB(A)]	DP min [Pa]	DP max [Pa]
0.084	380	810	35	49	10	50

The data in the table refers to exposed linear diffusers with a length of 1000 mm


CODE	DIMENSIONS [mm]				
	L	L1	A	B	C
PWD301678	600	645	183	166	60
PWD301681	800	845	183	166	60
PWD301684	1000	1045	183	166	60
PWD301687	1500	1545	183	166	60
PWD301690	2000	2045	183	166	60



CODE	DESCRIPTION	U.M.	Pieces per box
PWD301678	LINEAR DIFFUSER IN ALUMINIUM WITH DAMPER AND CENTRAL BAFFLE L600MM 4 SLOT WHITE	PCS	1
PWD301681	LINEAR DIFFUSER IN ALUMINIUM WITH DAMPER AND CENTRAL BAFFLE L800MM 4 SLOT WHITE	PCS	1
PWD301684	LINEAR DIFFUSER IN ALUMINIUM WITH DAMPER AND CENTRAL BAFFLE L1000MM 4 SLOT WHITE	PCS	1
PWD301687	LINEAR DIFFUSER IN ALUMINIUM WITH DAMPER AND CENTRAL BAFFLE L1500MM 4 SLOT WHITE	PCS	1
PWD301690	LINEAR DIFFUSER IN ALUMINIUM WITH DAMPER AND CENTRAL BAFFLE L2000MM 4 SLOT WHITE	PCS	1



**LINEAR INTAKE  
DIFFUSERS IN  
ANTI-CONDENSATE  
PVC PLASTIC  
AND IN ALUMINIUM  
1-2-3-4 SLOTS**



**LINEAR INTAKE DIFFUSER IN ANTI-CONDENSATION PVC - 1 SLOT**

**TECHNICAL SPECIFICATIONS**

- Made of anti-condensate PVC plastic
- Flammability rating V0
- Operating temperature: -30 C° + 60 C°
- Fastening by means of screws and brackets
- For wall / ceiling installation
- Matt white
- Polyethylene-coated galvanized sheet plenum with closed cells (to be purchased separately)
- Continuity kit can be purchased separately

**DIFFUSEUR LINÉAIRE DE RÉCUPÉRATION EN PVC ANTI-CONDENSATION - 1 FENTE**

**CARACTÉRISTIQUES TECHNIQUES**

- Réalisé en plastique PVC anti-condensation
- Degré d'extinction V0
- Température de fonctionnement : -30 °C à 60 °C
- Fixation au moyen de vis et de supports
- Pour une installation murale ou au plafond
- Couleur blanc mat
- Plénum en tôle galvanisée revêtue de polyéthylène à cellules fermées pouvant être acheté séparément
- Kit de continuité pouvant être acheté séparément

**LINEARER DIFFUSOR AUS PVC MIT KONDENSATSCHUTZ AM RÜCKLAUF - 1 SCHLITZ**

**TECHNISCHE EIGENSCHAFTEN**

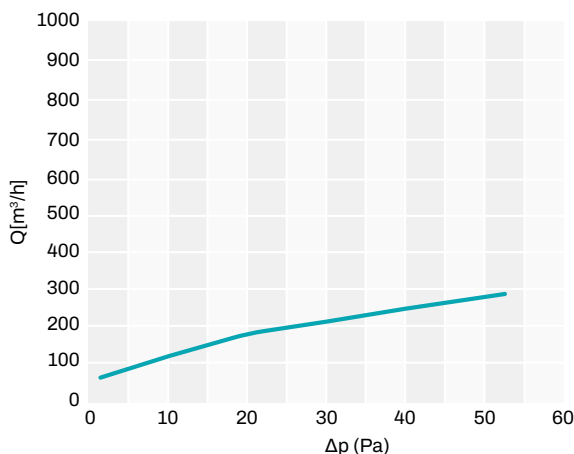
- Gefertigt aus PVC-Kunststoff mit Kondensatschutz
- Flammschutzgrad V0
- Betriebstemperatur: -30 C° + 60 C°
- Befestigung mittels Schrauben und Wandkonsolen
- Zur Wand- / Deckenmontage
- Farbe Mattweiß
- Plenum aus verzinktem Blech mit Polyethylen-Beschichtung mit geschlossenen Zellen, separat erhältlich
- Notstrom-Satz, separat erhältlich

**PVC PLASTIC**

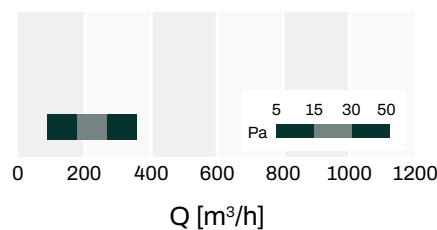


For the plenums see page 90

**LOAD CAPACITY AND PRESSURE DROP CURVES**



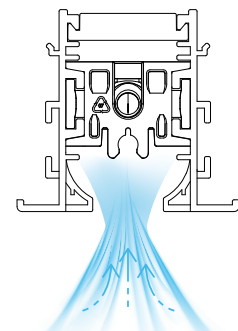
**RAPID AIR FLOW SELECTION**



Datasheet



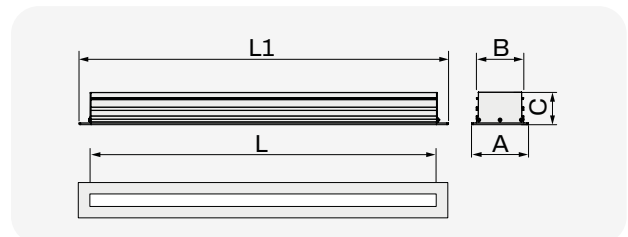
**EXAMPLE OF VERTICAL FLOW**



Ak [m²]	Qv min [m³/h]	Qv max [m³/h]	Lwa min [dB(A)]	Lwa max [dB(A)]	DP min [Pa]	DP max [Pa]
0.021	150	340	32	46	10	50

The data in the table refers to exposed linear diffusers with a length of 1000 mm

CODE	DIMENSIONS [mm]				
	L	L1	A	B	C
PWD301486	600	645	66	49	60
PWD301495	800	845	66	49	60
PWD301504	1000	1045	66	49	60
PWD301513	1500	1545	66	49	60
PWD301522	2000	2045	66	49	60



CODE	DESCRIPTION	U.M.	Pieces per box
PWD301486	LINEAR DIFFUSER IN ANTI-CONDENSATION PVC WITH DAMPER AND CENTRAL BAFFLE L600MM 1 SLOT WHITE	PCS	1
PWD301495	LINEAR DIFFUSER IN ANTI-CONDENSATION PVC WITH DAMPER AND CENTRAL BAFFLE L800MM 1 SLOT WHITE	PCS	1
PWD301504	LINEAR DIFFUSER IN ANTI-CONDENSATION PVC WITH DAMPER AND CENTRAL BAFFLE L1000MM 1 SLOT WHITE	PCS	1
PWD301513	LINEAR DIFFUSER IN ANTI-CONDENSATION PVC WITH DAMPER AND CENTRAL BAFFLE L1500MM 1 SLOT WHITE	PCS	1
PWD301522	LINEAR DIFFUSER IN ANTI-CONDENSATION PVC WITH DAMPER AND CENTRAL BAFFLE L2000MM 1 SLOT WHITE	PCS	1

Available from February 2025

**LINEAR INTAKE DIFFUSER IN ALUMINIUM - 1 SLOT**

**TECHNICAL SPECIFICATIONS**

- Made of aluminium, matt white
- Fastening by means of screws and brackets
- For wall / ceiling installation
- Polyethylene-coated galvanized sheet plenum with closed cells (to be purchased separately)
- Continuity kit can be purchased separately

**DIFFUSEUR LINÉAIRE DE RÉCUPÉRATION EN ALUMINIUM - 1 FENTE**


**CARACTÉRISTIQUES TECHNIQUES**

- Réalisé en aluminium de couleur blanc mat
- Fixation au moyen de vis et de supports
- Pour une installation murale ou au plafond
- Plénum en tôle galvanisée revêtue de polyéthylène à cellules fermées pouvant être acheté séparément
- Kit de continuité pouvant être acheté séparément

**LINEARER DIFFUSOR AUS ALUMINIUM AM RÜCKLAUF - 1 SCHLITZ**

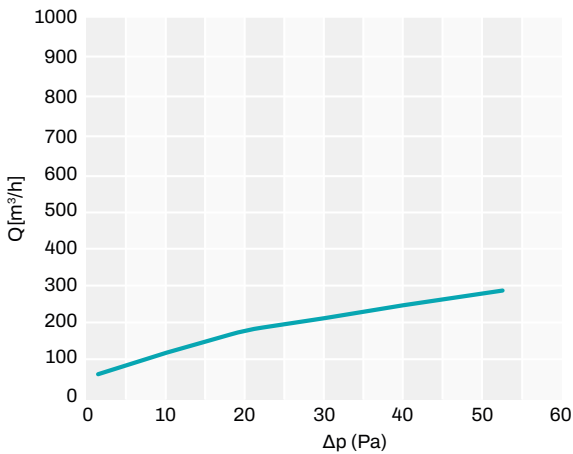
**TECHNISCHE EIGENSCHAFTEN**

- Gefertigt aus mattweißem Aluminium
- Befestigung mittels Schrauben und Wandkonsolen
- Zur Wand- / Deckenmontage
- Plenum aus verzinktem Blech mit Polyethylen-Beschichtung mit geschlossenen Zellen, separat erhältlich
- Notstrom-Satz, separat erhältlich

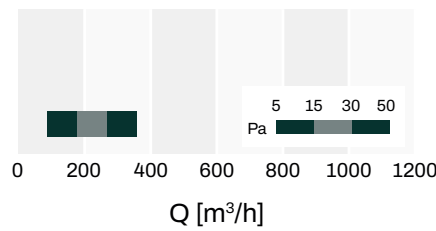


For the plenums see page 90

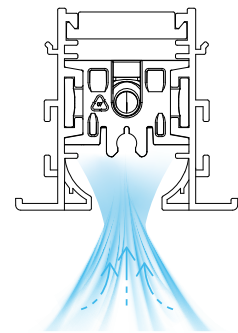
**LOAD CAPACITY AND PRESSURE DROP CURVES**



**RAPID AIR FLOW SELECTION**



**EXAMPLE OF VERTICAL FLOW**



Ak [m²]	Qv min [m³/h]	Qv max [m³/h]	Lwa min [dB(A)]	Lwa max [dB(A)]	DP min [Pa]	DP max [Pa]
0.021	150	340	32	46	10	50

The data in the table refers to exposed linear diffusers with a length of 1000 mm

CODE	DIMENSIONS [mm]				
	L	L1	A	B	C
PWD301611	600	645	66	49	60
PWD301620	800	845	66	49	60
PWD301629	1000	1045	66	49	60
PWD301638	1500	1545	66	49	60
PWD301647	2000	2045	66	49	60



CODE	DESCRIPTION	U.M.	Pieces per box
PWD301611	LINEAR DIFFUSER IN ALUMINIUM WITH DAMPER AND CENTRAL BAFFLE L600MM 1 SLOT WHITE	PCS	1
PWD301620	LINEAR DIFFUSER IN ALUMINIUM WITH DAMPER AND CENTRAL BAFFLE L800MM 1 SLOT WHITE	PCS	1
PWD301629	LINEAR DIFFUSER IN ALUMINIUM WITH DAMPER AND CENTRAL BAFFLE L1000MM 1 SLOT WHITE	PCS	1
PWD301638	LINEAR DIFFUSER IN ALUMINIUM WITH DAMPER AND CENTRAL BAFFLE L1500MM 1 SLOT WHITE	PCS	1
PWD301647	LINEAR DIFFUSER IN ALUMINIUM WITH DAMPER AND CENTRAL BAFFLE L2000MM 1 SLOT WHITE	PCS	1

Available from February 2025

**LINEAR INTAKE DIFFUSER IN ANTI-CONDENSATION PVC - 2 SLOTS**

**TECHNICAL SPECIFICATIONS**

- Made of anti-condensate PVC plastic
- Flammability rating V0
- Operating temperature: -30 C° + 60 C°
- Fastening by means of screws and brackets
- For wall / ceiling installation
- Matt white
- Polyethylene-coated galvanized sheet plenum with closed cells (to be purchased separately)
- Continuity kit can be purchased separately

**DIFFUSEUR LINÉAIRE DE RÉCUPÉRATION EN PVC ANTI-CONDENSATION - 2 FENTES**

**CARACTÉRISTIQUES TECHNIQUES**

- Réalisé en plastique PVC anti-condensation
- Degré d'extinction V0
- Température de fonctionnement : -30 °C à 60 °C
- Fixation au moyen de vis et de supports
- Pour une installation murale ou au plafond
- Couleur blanc mat
- Plénum en tôle galvanisée revêtue de polyéthylène à cellules fermées pouvant être acheté séparément
- Kit de continuité pouvant être acheté séparément

**LINEARER DIFFUSOR AUS PVC MIT KONDENSATSCHUTZ AM RÜCKLAUF - 2 SCHLITZE**

**TECHNISCHE EIGENSCHAFTEN**

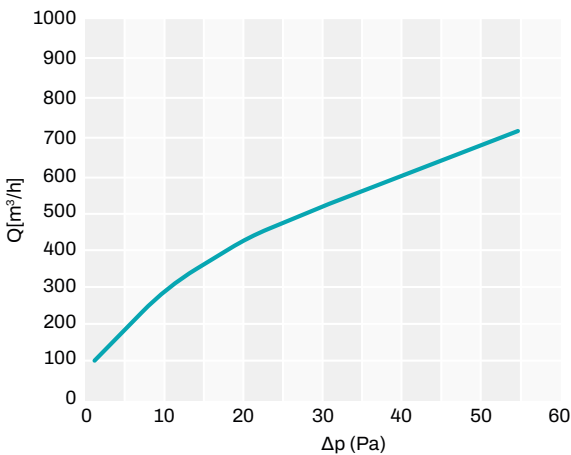
- Gefertigt aus PVC-Kunststoff mit Kondensatschutz
- Flammenschutzgrad V0
- Betriebstemperatur: -30 C° + 60 C°
- Befestigung mittels Schrauben und Wandkonsolen
- Zur Wand- / Deckenmontage
- Farbe Mattweiß
- Plenum aus verzinktem Blech mit Polyethylen-Beschichtung mit geschlossenen Zellen, separat erhältlich
- Notstrom-Satz, separat erhältlich

**PVC PLASTIC**

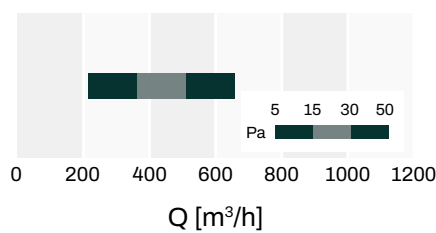


For the plenums see page 90

**LOAD CAPACITY AND PRESSURE DROP CURVES**



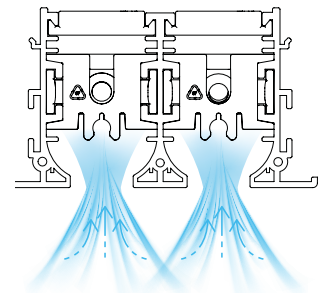
**RAPID AIR FLOW SELECTION**



Datasheet



**EXAMPLE OF VERTICAL FLOW**



Ak [m²]	Qv min [m³/h]	Qv max [m³/h]	Lwa min [dB(A)]	Lwa max [dB(A)]	DP min [Pa]	DP max [Pa]
0.042	300	680	33	48	10	50

The data in the table refers to exposed linear diffusers with a length of 1000 mm

CODE	DIMENSIONS [mm]				
	L	L1	A	B	C
PWD301489	600	645	105	88	60
PWD301498	800	845	105	88	60
PWD301507	1000	1045	105	88	60
PWD301516	1500	1545	105	88	60
PWD301525	2000	2045	105	88	60



CODE	DESCRIPTION	U.M.	Pieces per box
PWD301489	LINEAR DIFFUSER IN ANTI-CONDENSATION PVC WITH DAMPER AND CENTRAL BAFFLE L600MM 2 SLOT WHITE	PCS	1
PWD301498	LINEAR DIFFUSER IN ANTI-CONDENSATION PVC WITH DAMPER AND CENTRAL BAFFLE L800MM 2 SLOT WHITE	PCS	1
PWD301507	LINEAR DIFFUSER IN ANTI-CONDENSATION PVC WITH DAMPER AND CENTRAL BAFFLE L1000MM 2 SLOT WHITE	PCS	1
PWD301516	LINEAR DIFFUSER IN ANTI-CONDENSATION PVC WITH DAMPER AND CENTRAL BAFFLE L1500MM 2 SLOT WHITE	PCS	1
PWD301525	LINEAR DIFFUSER IN ANTI-CONDENSATION PVC WITH DAMPER AND CENTRAL BAFFLE L2000MM 2 SLOT WHITE	PCS	1

Available from February 2025

**LINEAR INTAKE DIFFUSER IN ALUMINIUM - 2 SLOTS**

**TECHNICAL SPECIFICATIONS**

- Made of aluminium, matt white
- Fastening by means of screws and brackets
- For wall / ceiling installation
- Polyethylene-coated galvanized sheet plenum with closed cells (to be purchased separately)
- Continuity kit can be purchased separately

**DIFFUSEUR LINÉAIRE DE RÉCUPÉRATION EN ALUMINIUM - 2 FENTES**

**CARACTÉRISTIQUES TECHNIQUES**

- Réalisé en aluminium de couleur blanc mat
- Fixation au moyen de vis et de supports
- Pour une installation murale ou au plafond
- Plénum en tôle galvanisée revêtue de polyéthylène à cellules fermées pouvant être acheté séparément
- Kit de continuité pouvant être acheté séparément

**LINEARER DIFFUSOR AUS ALUMINIUM AM RÜCKLAUF - 2 SCHLITZE**

**TECHNISCHE EIGENSCHAFTEN**

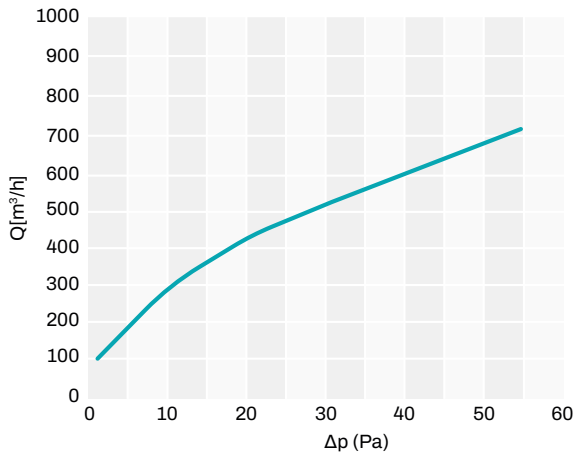
- Gefertigt aus mattweißem Aluminium
- Befestigung mittels Schrauben und Wandkonsolen
- Zur Wand- / Deckenmontage
- Plenum aus verzinktem Blech mit Polyethylen-Beschichtung mit geschlossenen Zellen, separat erhältlich
- Notstrom-Satz, separat erhältlich

**ALUMINIUM**

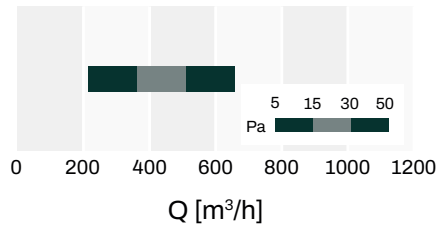


For the plenums see page 90

**LOAD CAPACITY AND PRESSURE DROP CURVES**



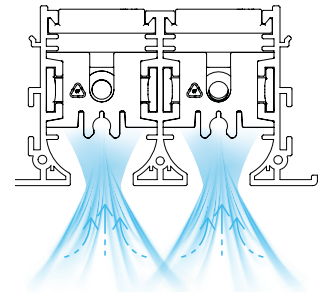
**RAPID AIR FLOW SELECTION**



Datasheet




**EXAMPLE OF VERTICAL FLOW**



Ak [m²]	Qv min [m³/h]	Qv max [m³/h]	Lwa min [dB(A)]	Lwa max [dB(A)]	DP min [Pa]	DP max [Pa]
0.042	300	680	33	48	10	50

The data in the table refers to exposed linear diffusers with a length of 1000 mm

CODE	DIMENSIONS [mm]				
	L	L1	A	B	C
PWD301614	600	645	105	88	60
PWD301623	800	845	105	88	60
PWD301632	1000	1045	105	88	60
PWD301641	1500	1545	105	88	60
PWD301650	2000	2045	105	88	60



CODE	DESCRIPTION	U.M.	Pieces per box
PWD301614	LINEAR DIFFUSER IN ALUMINIUM WITH DAMPER AND CENTRAL BAFFLE L600MM 2 SLOT WHITE	PCS	1
PWD301623	LINEAR DIFFUSER IN ALUMINIUM WITH DAMPER AND CENTRAL BAFFLE L800MM 2 SLOT WHITE	PCS	1
PWD301632	LINEAR DIFFUSER IN ALUMINIUM WITH DAMPER AND CENTRAL BAFFLE L1000MM 2 SLOT WHITE	PCS	1
PWD301641	LINEAR DIFFUSER IN ALUMINIUM WITH DAMPER AND CENTRAL BAFFLE L1500MM 2 SLOT WHITE	PCS	1
PWD301650	LINEAR DIFFUSER IN ALUMINIUM WITH DAMPER AND CENTRAL BAFFLE L2000MM 2 SLOT WHITE	PCS	1

Available from February 2025



**LINEAR INTAKE DIFFUSER IN ANTI-CONDENSATION PVC - 3 SLOTS**

**TECHNICAL SPECIFICATIONS**

- Made of anti-condensate PVC plastic
- Flammability rating V0
- Operating temperature: -30 C° + 60 C°
- Fastening by means of screws and brackets
- For wall / ceiling installation
- Matt white
- Polyethylene-coated galvanized sheet plenum with closed cells (to be purchased separately)
- Continuity kit can be purchased separately

**DIFFUSEUR LINÉAIRE DE RÉCUPÉRATION EN PVC ANTI-CONDENSATION - 3 FENTES**

**CARACTÉRISTIQUES TECHNIQUES**

- Réalisé en plastique PVC anti-condensation
- Degré d'extinction V0
- Température de fonctionnement : -30 °C à 60 °C
- Fixation au moyen de vis et de supports
- Pour une installation murale ou au plafond
- Couleur blanc mat
- Plénum en tôle galvanisée revêtue de polyéthylène à cellules fermées pouvant être acheté séparément
- Kit de continuité pouvant être acheté séparément

**LINEARER DIFFUSOR AUS PVC MIT KONDENSATSCHUTZ AM RÜCKLAUF - 3 SCHLITZE**

**TECHNISCHE EIGENSCHAFTEN**

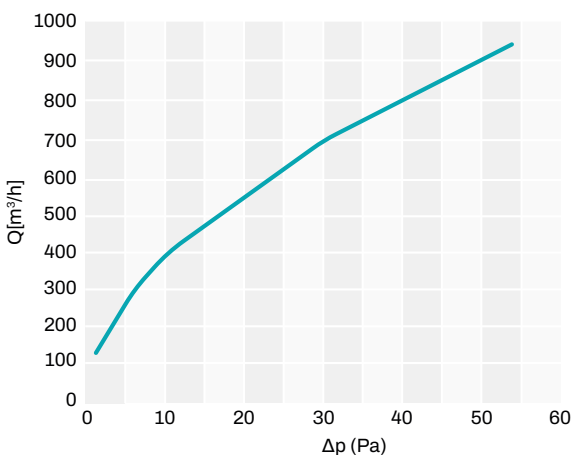
- Gefertigt aus PVC-Kunststoff mit Kondensatschutz
- Flammenschutzgrad V0
- Betriebstemperatur: -30 C° + 60 C°
- Befestigung mittels Schrauben und Wandkonsolen
- Zur Wand- / Deckenmontage
- Farbe Mattweiß
- Plenum aus verzinktem Blech mit Polyethylen-Beschichtung mit geschlossenen Zellen, separat erhältlich
- Notstrom-Satz, separat erhältlich

**PVC PLASTIC**

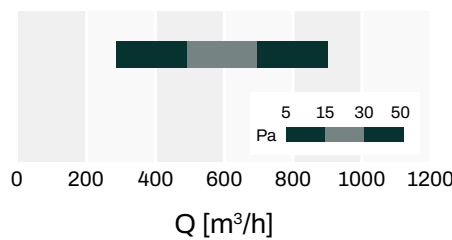


For the plenums see page 91

**LOAD CAPACITY AND PRESSURE DROP CURVES**



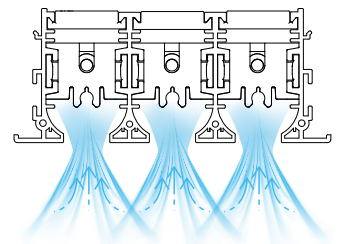
**RAPID AIR FLOW SELECTION**



Datasheet



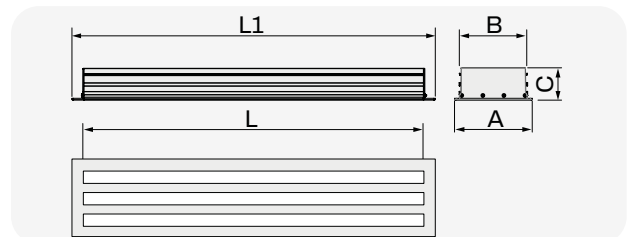
**EXAMPLE OF VERTICAL FLOW**



Ak [m²]	Qv min [m³/h]	Qv max [m³/h]	Lwa min [dB(A)]	Lwa max [dB(A)]	DP min [Pa]	DP max [Pa]
0.063	405	890	34	48	10	50

The data in the table refers to exposed linear diffusers with a length of 1000 mm

CODE	DIMENSIONS [mm]				
	L	L1	A	B	C
PWD301492	600	645	144	127	60
PWD301501	800	845	144	127	60
PWD301510	1000	1045	144	127	60
PWD301519	1500	1545	144	127	60
PWD301528	2000	2045	144	127	60



CODE	DESCRIPTION	U.M.	Pieces per box
PWD301492	LINEAR DIFFUSER IN ANTI-CONDENSATION PVC WITH DAMPER AND CENTRAL BAFFLE L600MM 3 SLOT WHITE	PCS	1
PWD301501	LINEAR DIFFUSER IN ANTI-CONDENSATION PVC WITH DAMPER AND CENTRAL BAFFLE L800MM 3 SLOT WHITE	PCS	1
PWD301510	LINEAR DIFFUSER IN ANTI-CONDENSATION PVC WITH DAMPER AND CENTRAL BAFFLE L1000MM 3 SLOT WHITE	PCS	1
PWD301519	LINEAR DIFFUSER IN ANTI-CONDENSATION PVC WITH DAMPER AND CENTRAL BAFFLE L1500MM 3 SLOT WHITE	PCS	1
PWD301528	LINEAR DIFFUSER IN ANTI-CONDENSATION PVC WITH DAMPER AND CENTRAL BAFFLE L2000MM 3 SLOT WHITE	PCS	1

Available from February 2025

**VISIBLE INTAKE DIFFUSER IN ALUMINIUM - 3 SLOTS**

**TECHNICAL SPECIFICATIONS**

- Made of aluminium, matt white
- Fastening by means of screws and brackets
- For wall / ceiling installation
- Polyethylene-coated galvanized sheet plenum with closed cells (to be purchased separately)
- Continuity kit can be purchased separately

**DIFFUSEUR DE RÉCUPÉRATION APPARENT EN ALUMINIUM - 3 FENTES**

**CARACTÉRISTIQUES TECHNIQUES**

- Réalisé en aluminium de couleur blanc mat
- Fixation au moyen de vis et de supports
- Pour une installation murale ou au plafond
- Plénum en tôle galvanisée revêtue de polyéthylène à cellules fermées pouvant être acheté séparément
- Kit de continuité pouvant être acheté séparément

**AUFPUTZ-DIFFUSOR AUS ALUMINIUM AM RÜCKLAUF - 3 SCHLITZE**

**TECHNISCHE EIGENSCHAFTEN**

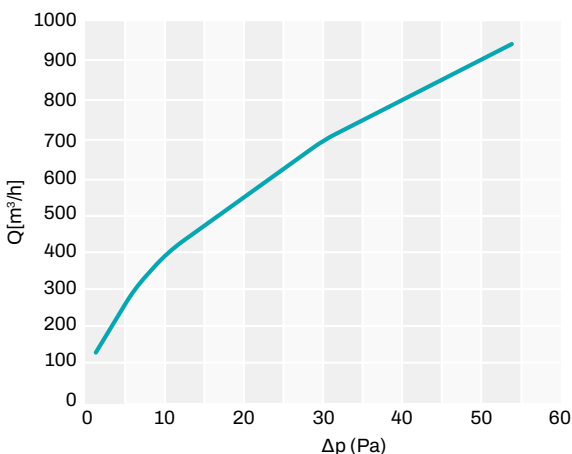
- Gefertigt aus mattweißem Aluminium
- Befestigung mittels Schrauben und Wandkonsolen
- Zur Wand- / Deckenmontage
- Plenum aus verzinktem Blech mit Polyethylen-Beschichtung mit geschlossenen Zellen, separat erhältlich
- Notstrom-Satz, separat erhältlich

**ALUMINIUM**



For the plenums see page 91

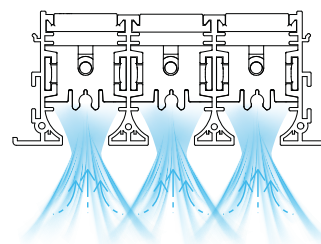
**LOAD CAPACITY AND PRESSURE DROP CURVES**



**RAPID AIR FLOW SELECTION**



**EXAMPLE OF VERTICAL FLOW**



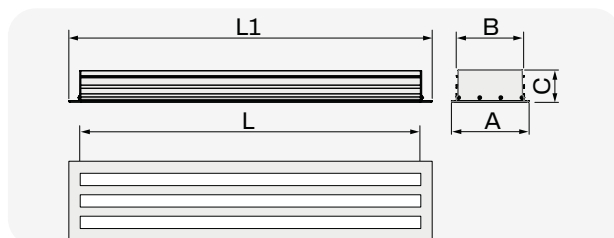
Datasheet



Ak [m²]	Qv min [m³/h]	Qv max [m³/h]	Lwa min [dB(A)]	Lwa max [dB(A)]	DP min [Pa]	DP max [Pa]
0.063	405	890	34	48	10	50

The data in the table refers to exposed linear diffusers with a length of 1000 mm

CODE	DIMENSIONS [mm]				
	L	L1	A	B	C
PWD301617	600	645	144	127	60
PWD301626	800	845	144	127	60
PWD301635	1000	1045	144	127	60
PWD301644	1500	1545	144	127	60
PWD301653	2000	2045	144	127	60



CODE	DESCRIPTION	U.M.	Pieces per box
PWD301617	LINEAR DIFFUSER IN ALUMINIUM WITH DAMPER AND CENTRAL BAFFLE L600MM 3 SLOT WHITE	PCS	1
PWD301626	LINEAR DIFFUSER IN ALUMINIUM WITH DAMPER AND CENTRAL BAFFLE L800MM 3 SLOT WHITE	PCS	1
PWD301635	LINEAR DIFFUSER IN ALUMINIUM WITH DAMPER AND CENTRAL BAFFLE L1000MM 3 SLOT WHITE	PCS	1
PWD301644	LINEAR DIFFUSER IN ALUMINIUM WITH DAMPER AND CENTRAL BAFFLE L1500MM 3 SLOT WHITE	PCS	1
PWD301653	LINEAR DIFFUSER IN ALUMINIUM WITH DAMPER AND CENTRAL BAFFLE L2000MM 3 SLOT WHITE	PCS	1

Available from February 2025

**LINEAR INTAKE DIFFUSER IN ANTI-CONDENSATION PVC - 4 SLOTS**

**TECHNICAL SPECIFICATIONS**

- Made of anti-condensate PVC plastic
- Flammability rating V0
- Operating temperature: -30 C° + 60 C°
- Fastening by means of screws and brackets
- For wall / ceiling installation
- Matt white
- Polyethylene-coated galvanized sheet plenum with closed cells (to be purchased separately)
- Continuity kit can be purchased separately

**DIFFUSEUR LINÉAIRE DE RÉCUPÉRATION EN PVC ANTI-CONDENSATION - 4 FENTES**

**CARACTÉRISTIQUES TECHNIQUES**

- Réalisé en plastique PVC anti-condensation
- Degré d'extinction V0
- Température de fonctionnement : -30 °C à 60 °C
- Fixation au moyen de vis et de supports
- Pour une installation murale ou au plafond
- Couleur blanc mat
- Plénum en tôle galvanisée revêtue de polyéthylène à cellules fermées pouvant être acheté séparément
- Kit de continuité pouvant être acheté séparément

**LINEARER DIFFUSOR AUS PVC MIT KONDENSATSCHUTZ AM RÜCKLAUF - 4 SCHLITZE**

**TECHNISCHE EIGENSCHAFTEN**

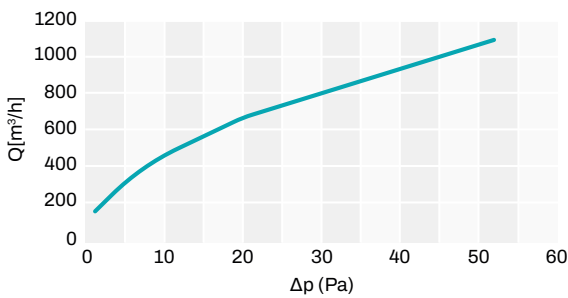
- Gefertigt aus PVC-Kunststoff mit Kondensatschutz
- Flammenschutzgrad V0
- Betriebstemperatur: -30 C° + 60 C°
- Befestigung mittels Schrauben und Wandkonsolen
- Zur Wand- / Deckenmontage
- Farbe Mattweiß
- Plenum aus verzinktem Blech mit Polyethylen-Beschichtung mit geschlossenen Zellen, separat erhältlich
- Notstrom-Satz, separat erhältlich

**PVC PLASTIC**

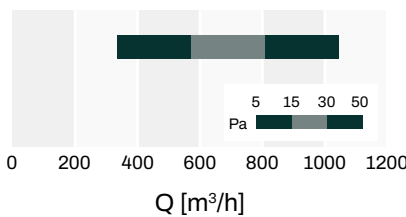


For the plenums see page 91

**LOAD CAPACITY AND PRESSURE DROP CURVES**



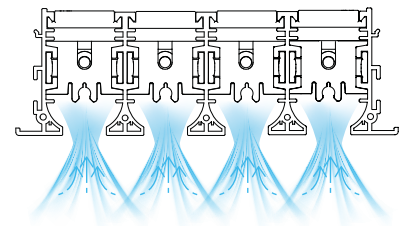
**RAPID AIR FLOW SELECTION**



**Datasheet**



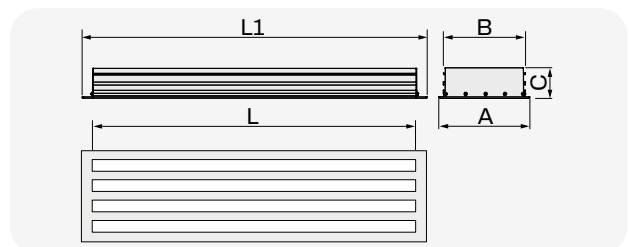
**EXAMPLE OF VERTICAL FLOW**



Ak [m²]	Qv min [m³/h]	Qv max [m³/h]	Lwa min [dB(A)]	Lwa max [dB(A)]	DP min [Pa]	DP max [Pa]
0.084	480	1035	35	49	10	50

The data in the table refers to exposed linear diffusers with a length of 1000 mm

CODE	DIMENSIONS [mm]				
	L	L1	A	B	C
PWD301661	600	645	183	166	60
PWD301664	800	845	183	166	60
PWD301667	1000	1045	183	166	60
PWD301670	1500	1545	183	166	60
PWD301673	2000	2045	183	166	60



CODE	DESCRIPTION	U.M.	Pieces per box
PWD301661	LINEAR DIFFUSER IN ANTI-CONDENSATION PVC WITH DAMPER AND CENTRAL BAFFLE L600MM 4 SLOT WHITE	PCS	1
PWD301664	LINEAR DIFFUSER IN ANTI-CONDENSATION PVC WITH DAMPER AND CENTRAL BAFFLE L800MM 4 SLOT WHITE	PCS	1
PWD301667	LINEAR DIFFUSER IN ANTI-CONDENSATION PVC WITH DAMPER AND CENTRAL BAFFLE L1000MM 4 SLOT WHITE	PCS	1
PWD301670	LINEAR DIFFUSER IN ANTI-CONDENSATION PVC WITH DAMPER AND CENTRAL BAFFLE L1500MM 4 SLOT WHITE	PCS	1
PWD301673	LINEAR DIFFUSER IN ANTI-CONDENSATION PVC WITH DAMPER AND CENTRAL BAFFLE L2000MM 4 SLOT WHITE	PCS	1

Available from February 2025

**LINEAR INTAKE DIFFUSER IN ALUMINIUM - 4 SLOTS**

**TECHNICAL SPECIFICATIONS**

- Made of aluminium, matt white
- Fastening by means of screws and brackets
- For wall / ceiling installation
- Polyethylene-coated galvanized sheet plenum with closed cells (to be purchased separately)
- Continuity kit can be purchased separately

**DIFFUSEUR LINÉAIRE DE RÉCUPÉRATION EN ALUMINIUM - 4 FENTES**

**CARACTÉRISTIQUES TECHNIQUES**

- Réalisé en aluminium de couleur blanc mat
- Fixation au moyen de vis et de supports
- Pour une installation murale ou au plafond
- Plénum en tôle galvanisée revêtue de polyéthylène à cellules fermées pouvant être acheté séparément
- Kit de continuité pouvant être acheté séparément

**LINEARER DIFFUSOR AUS ALUMINIUM AM RÜCKLAUF - 4 SCHLITZE**

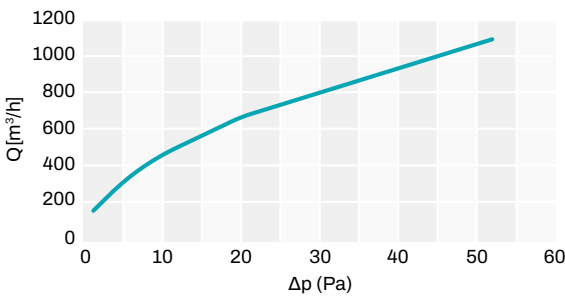
**TECHNISCHE EIGENSCHAFTEN**

- Gefertigt aus mattweißem Aluminium
- Befestigung mittels Schrauben und Wandkonsolen
- Zur Wand- / Deckenmontage
- Plenum aus verzinktem Blech mit Polyethylen-Beschichtung mit geschlossenen Zellen, separat erhältlich
- Notstrom-Satz, separat erhältlich

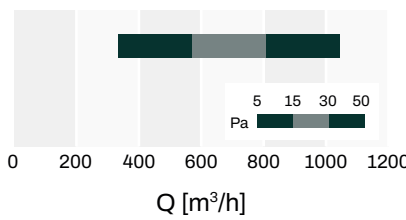


For the plenums see page 91

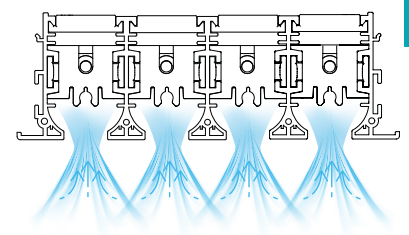
**LOAD CAPACITY AND PRESSURE DROP CURVES**



**RAPID AIR FLOW SELECTION**



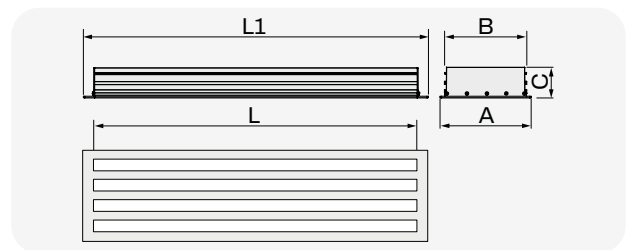
**EXAMPLE OF VERTICAL FLOW**



Ak [m²]	Qv min [m³/h]	Qv max [m³/h]	Lwa min [dB(A)]	Lwa max [dB(A)]	DP min [Pa]	DP max [Pa]
0.084	480	1035	35	49	10	50

The data in the table refers to exposed linear diffusers with a length of 1000 mm

CODE	DIMENSIONS [mm]				
	L	L1	A	B	C
PWD301676	600	645	183	166	60
PWD301679	800	845	183	166	60
PWD301682	1000	1045	183	166	60
PWD301685	1500	1545	183	166	60
PWD301688	2000	2045	183	166	60



CODE	DESCRIPTION	U.M.	Pieces per box
PWD301676	LINEAR DIFFUSER IN ALUMINIUM WITH DAMPER AND CENTRAL BAFFLE L600MM 4 SLOT WHITE	PCS	1
PWD301679	LINEAR DIFFUSER IN ALUMINIUM WITH DAMPER AND CENTRAL BAFFLE L800MM 4 SLOT WHITE	PCS	1
PWD301682	LINEAR DIFFUSER IN ALUMINIUM WITH DAMPER AND CENTRAL BAFFLE L1000MM 4 SLOT WHITE	PCS	1
PWD301685	LINEAR DIFFUSER IN ALUMINIUM WITH DAMPER AND CENTRAL BAFFLE L1500MM 4 SLOT WHITE	PCS	1
PWD301688	LINEAR DIFFUSER IN ALUMINIUM WITH DAMPER AND CENTRAL BAFFLE L2000MM 4 SLOT WHITE	PCS	1

Available from February 2025

**LOWERED INSULATED PLENUM WITH UPPER COUPLER FOR LINEAR DIFFUSER 1 SLOT**

**TECHNICAL SPECIFICATIONS**

- Made of insulated galvanised metal sheet
- Outer closed cell polyethylene coating (thickness 3 mm)
- Collars for upper coupling supplied
- Linear diffuser fastening brackets and hardware kit supplied

**PLÉNUM ISOLÉ SURBAISSÉ AVEC RACCORD SUPÉRIEUR POUR DIFFUSEUR LINÉAIRE 1 FENTE**

**CARACTÉRISTIQUES TECHNIQUES**

- Fabriqué en tôle galvanisée isolée
- Revêtement extérieur en polyéthylène à cellules fermées (épaisseur 3 mm)
- Colliers pour les raccords supérieurs fournis
- Kit de supports et de vis pour la fixation du diffuseur linéaire fourni

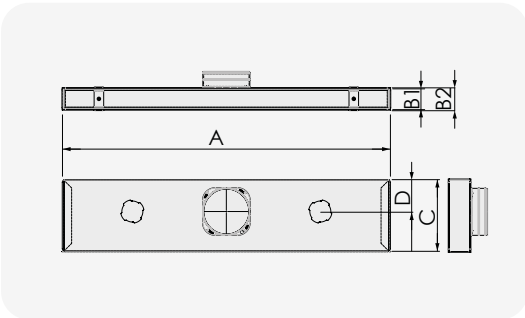
**ISOLIERTES ABGESENKTES PLENUM MIT OBEREM ANSCHLUSS FÜR LINEAREN DIFFUSOR 1 SCHLITZ**

**TECHNISCHE EIGENSCHAFTEN**

- Aus isoliertem verzinktem Blech
- Außenbeschichtung aus Polyethylen mit geschlossenen Zellen (Stärke 3 mm)
- Schellen für obere Anschlüsse im Lieferumfang enthalten
- Satz Halterungen und Schrauben zur Befestigung des mitgelieferten linearen Luftdurchlasses



**NEW**



CODE	DIMENSIONS [mm]						UPPER COLLAR SUPPLIED	MVHR BUILT-IN INSTALLATION BOXES	UPPER COLLAR OPTIONAL	U.M.	Pieces per box
	A	B1	B2	C	D	E					
PWD301386	630	65	71	230	103	-	1 X E5 - Ø150	2 X Ø75 - Ø90	-	PCS	1
PWD301387	830	65	71	230	103	-	1 X E5 - Ø150	2 X Ø75 - Ø90	-	PCS	1
PWD301388	1030	65	71	230	103	-	1 X E5 - Ø150	2 X Ø75 - Ø90	-	PCS	1
PWD301389	1530	65	71	230	103	500	2 X E5 - Ø150	2 X Ø75 - Ø90	1 X D4 - Ø150/200	PCS	1
PWD301390	2030	65	71	230	103	600	2 X E5 - Ø150	4 X Ø75 - Ø90	1 X D4 - Ø150/200	PCS	1

**LOWERED INSULATED PLENUM WITH UPPER COUPLER FOR LINEAR DIFFUSER 2 SLOTS**

**TECHNICAL SPECIFICATIONS**

- Made of insulated galvanised metal sheet
- Outer closed cell polyethylene coating (thickness 3 mm)
- Collars for upper coupling supplied
- Collars for rear and side inlets available on request (see combinations in table)
- Linear diffuser fastening brackets and hardware kit supplied

**PLÉNUM ISOLÉ SURBAISSÉ AVEC RACCORD SUPÉRIEUR POUR DIFFUSEUR LINÉAIRE 2 FENTES**

**CARACTÉRISTIQUES TECHNIQUES**

- Fabriqué en tôle galvanisée isolée
- Revêtement extérieur en polyéthylène à cellules fermées (épaisseur 3 mm)
- Colliers pour les raccords supérieurs fournis
- Colliers pour entrées arrière et latérales disponibles sur demande (voir combinaisons dans le tableau)
- Kit de supports et de vis pour la fixation du diffuseur linéaire fourni

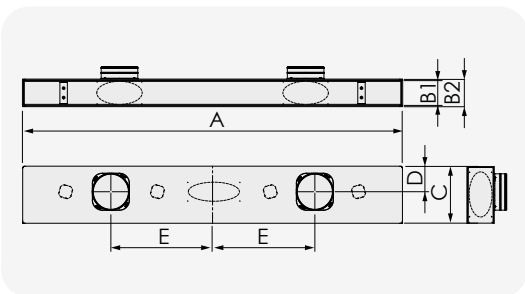
**ISOLIERTES ABGESENKTES PLENUM MIT OBEREM ANSCHLUSS FÜR LINEAREN DIFFUSOR 2 SCHLITZE**

**TECHNISCHE EIGENSCHAFTEN**

- Aus isoliertem verzinktem Blech
- Außenbeschichtung aus Polyethylen mit geschlossenen Zellen (Stärke 3 mm)
- Schellen für obere Anschlüsse im Lieferumfang enthalten
- Schellen für hintere und seitliche Eingänge auf Anfrage erhältlich (siehe Tabelle der Kombinationen)
- Satz Halterungen und Schrauben zur Befestigung des mitgelieferten linearen Luftdurchlasses



**NEW**



CODE	DIMENSIONS [mm]						UPPER COLLAR SUPPLIED	MVHR BUILT-IN INSTALLATION BOXES	UPPER COLLAR OPTIONAL	REAR COLLAR OPTIONAL	SIDE COLLAR OPTIONAL	U.M.	Pieces per box
	A	B1	B2	C	D	E							
PWD301391	630	105	111	230	103	-	1 X E5 - Ø150	2 X Ø75 - Ø90	-	1 X C3 - Ø125/150	2 X C3 - Ø125/150	PCS	1
PWD301392	830	105	111	230	103	-	1 X E5 - Ø150	2 X Ø75 - Ø90	-	1 X C3 - Ø125/150	2 X C3 - Ø125/150	PCS	1
PWD301393	1030	105	111	230	103	385	2 X E5 - Ø150	2 X Ø75 - Ø90	1 X D4 - Ø150/200	2 X C3 - Ø125/150	-	PCS	1
PWD301394	1530	105	111	230	103	500	2 X E5 - Ø150	2 X Ø75 - Ø90	1 X D4 - Ø150/200	2 X C3 - Ø125/150	-	PCS	1
PWD301395	2030	105	111	230	103	600	2 X E5 - Ø150	4 X Ø75 - Ø90	1 X D4 - Ø150/200	2 X C3 - Ø125/150	-	PCS	1



**LOWERED INSULATED PLENUM WITH UPPER COUPLER FOR LINEAR DIFFUSER 3 SLOTS**

**TECHNICAL SPECIFICATIONS**

- Made of insulated galvanised metal sheet
- Outer closed cell polyethylene coating (thickness 3 mm)
- Collars for upper coupling supplied
- Collars for rear and side inlets available on request (see combinations in table)
- Linear diffuser fastening brackets and hardware kit supplied

**PLÉNUM ISOLÉ SURBAISSÉ AVEC RACCORD SUPÉRIEUR POUR DIFFUSEUR LINÉAIRE 3 FENTES**

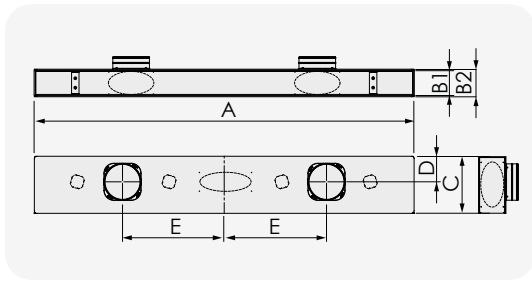
**CARACTÉRISTIQUES TECHNIQUES**

- Fabriqué en tôle galvanisée isolée
- Revêtement extérieur en polyéthylène à cellules fermées (épaisseur 3 mm)
- Colliers pour les raccords supérieurs fournis
- Colliers pour entrées arrière et latérales disponibles sur demande (voir combinaisons dans le tableau)
- Kit de supports et de vis pour la fixation du diffuseur linéaire fourni

**ISOLIERTES ABGESENKTES PLENUM MIT OBEREM ANSCHLUSS FÜR LINEAREN DIFFUSOR 3 SCHLITZE**

**TECHNISCHE EIGENSCHAFTEN**

- Aus isoliertem verzinktem Blech
- Außenbeschichtung aus Polyethylen mit geschlossenen Zellen (Stärke 3 mm)
- Schellen für obere Anschlüsse im Lieferumfang enthalten
- Schellen für hintere und seitliche Eingänge auf Anfrage erhältlich (siehe Tabelle der Kombinationen)
- Satz Halterungen und Schrauben zur Befestigung des mitgelieferten linearen Luftdurchlasses



Datasheet



CODE	DIMENSIONS [mm]						UPPER COLLAR SUPPLIED	MVHR BUILT IN INSTALLATION BOXES	UPPER COLLAR OPTIONAL	REAR COLLAR OPTIONAL	SIDE COLLAR OPTIONAL	U.M.	Pieces per box
	A	B1	B2	C	D	E							
PWD301396	630	145	151	230	103	-	1 X E5 - Ø150	2 X Ø75 - Ø90	-	1 X C3 - Ø125/150	2 X C3 - Ø125/150	PCS	1
PWD301397	830	145	151	230	103	-	1 X E5 - Ø150	2 X Ø75 - Ø90	-	1 X C3 - Ø125/150	2 X C3 - Ø125/150	PCS	1
PWD301398	1030	145	151	230	103	385	2 X E5 - Ø150	2 X Ø75 - Ø90	1 X D4 - Ø150/200	2 X C3 - Ø125/150		PCS	1
PWD301399	1530	145	151	230	103	500	2 X E5 - Ø150	2 X Ø75 - Ø90	1 X D4 - Ø150/200	2 X C3 - Ø125/150		PCS	1
PWD301400	2030	145	151	230	103	600	2 X E5 - Ø150	4 X Ø75 - Ø90	1 X D4 - Ø150/200	2 X C3 - Ø125/150		PCS	1

**LOWERED INSULATED PLENUM WITH UPPER COUPLER FOR LINEAR DIFFUSER 4 SLOTS**

**TECHNICAL SPECIFICATIONS**

- Made of insulated galvanised metal sheet
- Outer closed cell polyethylene coating (thickness 3 mm)
- Collars for upper coupling supplied
- Collars for rear and side inlets available on request (see combinations in table)
- Linear diffuser fastening brackets and hardware kit supplied

**PLÉNUM ISOLÉ SURBAISSÉ AVEC RACCORD SUPÉRIEUR POUR DIFFUSEUR LINÉAIRE 4 FENTES**

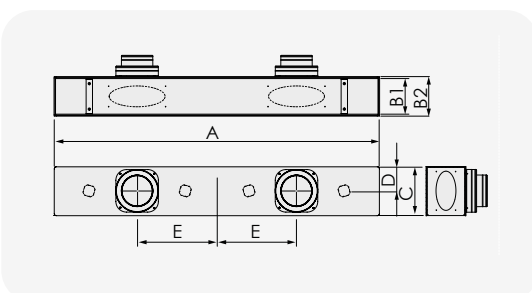
**CARACTÉRISTIQUES TECHNIQUES**

- Fabriqué en tôle galvanisée isolée
- Revêtement extérieur en polyéthylène à cellules fermées (épaisseur 3 mm)
- Colliers pour les raccords supérieurs fournis
- Colliers pour entrées arrière et latérales disponibles sur demande (voir combinaisons dans le tableau)
- Kit de supports et de vis pour la fixation du diffuseur linéaire fourni

**ISOLIERTES ABGESENKTES PLENUM MIT OBEREM ANSCHLUSS FÜR LINEAREN DIFFUSOR 4 SCHLITZE**

**TECHNISCHE EIGENSCHAFTEN**

- Aus isoliertem verzinktem Blech
- Außenbeschichtung aus Polyethylen mit geschlossenen Zellen (Stärke 3 mm)
- Schellen für obere Anschlüsse im Lieferumfang enthalten
- Schellen für hintere und seitliche Eingänge auf Anfrage erhältlich (siehe Tabelle der Kombinationen)
- Satz Halterungen und Schrauben zur Befestigung des mitgelieferten linearen Luftdurchlasses




Datasheet



CODE	DIMENSIONS [mm]						UPPER COLLAR SUPPLIED	MVHR BUILT IN INSTALLATION BOXES	REAR COLLAR OPTIONAL	SIDE COLLAR OPTIONAL	U.M.	Pieces per box
	A	B1	B2	C	D	E						
PWD301401	630	180	186	230	113	-	1 X B2 - Ø150/200	2 X Ø75 - Ø90	1 X C3 - Ø125/150	2 X C3 - Ø125/150	PCS	1
PWD301402	830	180	186	230	113	-	1 X B2 - Ø150/200	2 X Ø75 - Ø90	1 X C3 - Ø125/150	2 X C3 - Ø125/150	PCS	1
PWD301403	1030	180	186	230	113	240	2 X B2 - Ø150/200	2 X Ø75 - Ø90	2 X D4 - Ø150/200	2 X C3 - Ø125/150	PCS	1
PWD301404	1530	180	186	230	113	375	2 X B2 - Ø150/200	2 X Ø75 - Ø90	2 X D4 - Ø150/200	2 X C3 - Ø125/150	PCS	1
PWD301405	2030	180	186	230	113	505	2 X B2 - Ø150/200	4 X Ø75 - Ø90	2 X D4 - Ø150/200	2 X C3 - Ø125/150	PCS	1

**LINEAR RETRACTING  
DELIVERY AND  
INTAKE DIFFUSERS  
IN ANTI-CONDENSATE  
PVC PLASTIC AND  
IN ALUMINIUM WITH  
INSULATED PLENUM**



**LINEAR RETRACTING DIFFUSER IN ANTI-CONDENSATE PVC WITH INSULATED DAMPER AND PLENUM**

**TECHNICAL SPECIFICATIONS**

- Made of anti-condensate PVC plastic
- Available with 20 or 30 mm slot in black or white
- Plenum in coated galvanized sheet with closed cells
- Flammability rating V0
- Operating temperature: -30 C° + 60 C°
- Fastening by means of screws and brackets
- For wall / ceiling installation
- Inlet collars included in the package (not assembled)
- Built-in installation box for additional ducts and for MVHR

**DIFFUSEUR LINÉAIRE ENCASTRÉ EN PVC ANTI-CONDENSATION AVEC REGISTRE ET PLÉNUM ISOLÉ**

**CARACTÉRISTIQUES TECHNIQUES**

- Réalisé en plastique PVC anti-condensation
- Disponible avec fente de 20 ou 30 mm de couleur blanc ou noir
- Plénum fabriqué en tôle galvanisée revêtue de polyéthylène à cellules fermées
- Degré d'extinction V0
- Température de fonctionnement : -30 °C à 60 °C
- Fixation au moyen de vis et de supports
- Pour une installation murale ou au plafond
- Colliers d'entrée inclus dans l'emballage (non montés)
- Prédipositions pour des canalisations supplémentaires et pour VMC

**LINEARER UNTERPUTZ-DIFFUSOR AUS PVC MIT KONDENSATSCHUTZ MIT SCHIEBER UND GEDÄMMTEM PLENUM**

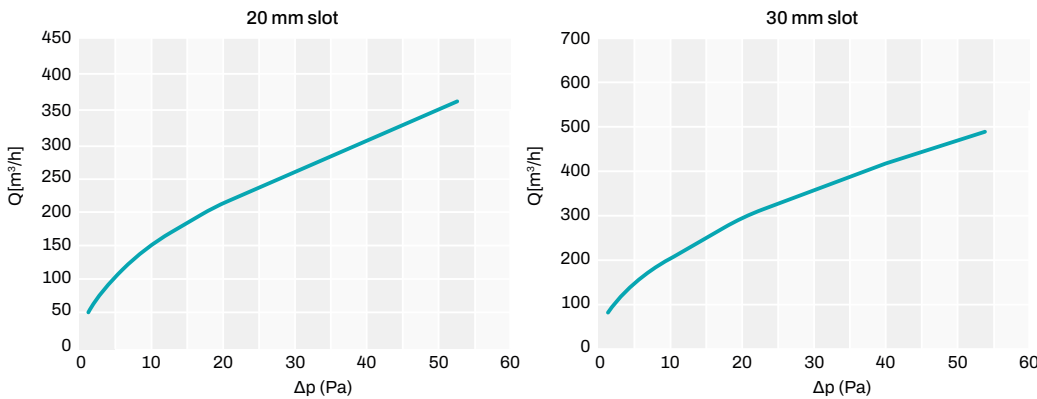
**TECHNISCHE EIGENSCHAFTEN**

- Gefertigt aus PVC-Kunststoff mit Kondensatschutz
- Verfügbar mit Schlitz von 20 oder 30 mm in weißer oder schwarzer Farbe
- Plenum aus verzinktem Blech mit Polyethylen-Beschichtung mit geschlossenen Zellen
- Flammenschutzgrad V0
- Betriebstemperatur: -30 C° + 60 C°
- Befestigung mittels Schrauben und Wandkonsolen
- Zur Wand- / Deckenmontage
- Einlaufkragen im Lieferumfang enthalten (nicht montiert)
- Installationskästen für zusätzliche Kanalisationen und für KML

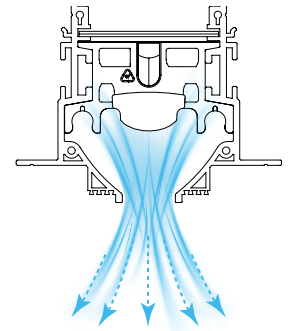
**PVC PLASTIC**



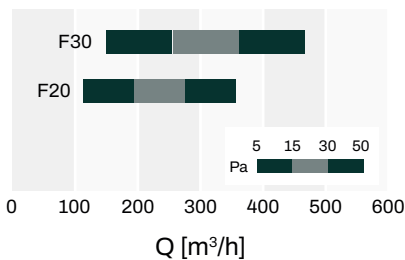
**LOAD CAPACITY AND PRESSURE DROP CURVES**



**EXAMPLE OF VERTICAL FLOW**

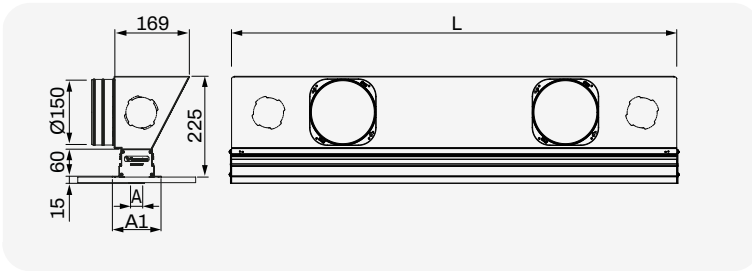


**RAPID AIR FLOW SELECTION**



MODEL	Ak [m²]	Qv min [m³/h]	Qv max [m³/h]	Lwa min [dB(A)]	Lwa max [dB(A)]	DP min [Pa]	DP max [Pa]
SLOT 20	0.02	155	350	32	46	10	50
SLOT 30	0.03	210	465	33	47	10	50

The data in the table refers to exposed linear diffusers with a length of 1000 mm  
Available from February 2025



CODE	DESCRIPTION	DIMENSIONS [mm]			COUPLING Ø150	COLOUR	U.M.	 Pieces per box
		L	A	A1				
PWD301408	RETRACTING LINEAR DIFFUSER IN ANTI-CONDENSATION PVC WITH DAMPER AND INSULATED PLENUM L600MM, 20MM SLOT WHITE	600	20	100	1	WHITE	PCS	1
PWD301409	RETRACTING LINEAR DIFFUSER IN ANTI-CONDENSATION PVC WITH DAMPER AND INSULATED PLENUM L600MM, 20MM SLOT BLACK	600	20	100	1	BLACK	PCS	1
PWD301416	RETRACTING LINEAR DIFFUSER IN ANTI-CONDENSATION PVC WITH DAMPER AND INSULATED PLENUM L600MM, 30MM SLOT WHITE	600	30	110	1	WHITE	PCS	1
PWD301417	RETRACTING LINEAR DIFFUSER IN ANTI-CONDENSATION PVC WITH DAMPER AND INSULATED PLENUM L600MM, 30MM SLOT BLACK	600	30	110	1	BLACK	PCS	1
PWD301424	RETRACTING LINEAR DIFFUSER IN ANTI-CONDENSATION PVC WITH DAMPER AND INSULATED PLENUM L800MM, 20MM SLOT WHITE	800	20	100	2	WHITE	PCS	1
PWD301425	RETRACTING LINEAR DIFFUSER IN ANTI-CONDENSATION PVC WITH DAMPER AND INSULATED PLENUM L800MM, 20MM SLOT BLACK	800	20	100	2	BLACK	PCS	1
PWD301432	RETRACTING LINEAR DIFFUSER IN ANTI-CONDENSATION PVC WITH DAMPER AND INSULATED PLENUM L800MM, 30MM SLOT WHITE	800	30	110	2	WHITE	PCS	1
PWD301433	RETRACTING LINEAR DIFFUSER IN ANTI-CONDENSATION PVC WITH DAMPER AND INSULATED PLENUM L800MM, 30MM SLOT BLACK	800	30	110	2	BLACK	PCS	1
PWD301440	RETRACTING LINEAR DIFFUSER IN ANTI-CONDENSATION PVC WITH DAMPER AND INSULATED PLENUM L1000MM, 20MM SLOT WHITE	1000	20	100	2	WHITE	PCS	1
PWD301441	RETRACTING LINEAR DIFFUSER IN ANTI-CONDENSATION PVC WITH DAMPER AND INSULATED PLENUM L1000MM, 20MM SLOT BLACK	1000	20	100	2	BLACK	PCS	1
PWD301448	RETRACTING LINEAR DIFFUSER IN ANTI-CONDENSATION PVC WITH DAMPER AND INSULATED PLENUM L1000MM, 30MM SLOT WHITE	1000	30	110	2	WHITE	PCS	1
PWD301449	RETRACTING LINEAR DIFFUSER IN ANTI-CONDENSATION PVC WITH DAMPER AND INSULATED PLENUM L1000MM, 30MM SLOT BLACK	1000	30	110	2	BLACK	PCS	1
PWD301456	RETRACTING LINEAR DIFFUSER IN ANTI-CONDENSATION PVC WITH DAMPER AND INSULATED PLENUM L1500MM, 20MM SLOT WHITE	1500	20	100	3	WHITE	PCS	1
PWD301457	RETRACTING LINEAR DIFFUSER IN ANTI-CONDENSATION PVC WITH DAMPER AND INSULATED PLENUM L1500MM, 20MM SLOT BLACK	1500	20	100	3	BLACK	PCS	1
PWD301464	RETRACTING LINEAR DIFFUSER IN ANTI-CONDENSATION PVC WITH DAMPER AND INSULATED PLENUM L1500MM, 30MM SLOT WHITE	1500	30	110	3	WHITE	PCS	1
PWD301465	RETRACTING LINEAR DIFFUSER IN ANTI-CONDENSATION PVC WITH DAMPER AND INSULATED PLENUM L1500MM, 30MM SLOT BLACK	1500	30	110	3	BLACK	PCS	1
PWD301472	RETRACTING LINEAR DIFFUSER IN ANTI-CONDENSATION PVC WITH DAMPER AND INSULATED PLENUM L2000MM, 20MM SLOT WHITE	2000	20	100	4	WHITE	PCS	1
PWD301473	RETRACTING LINEAR DIFFUSER IN ANTI-CONDENSATION PVC WITH DAMPER AND INSULATED PLENUM L2000MM, 20MM SLOT BLACK	2000	20	100	4	BLACK	PCS	1
PWD301480	RETRACTING LINEAR DIFFUSER IN ANTI-CONDENSATION PVC WITH DAMPER AND INSULATED PLENUM L2000MM, 30MM SLOT WHITE	2000	30	110	4	WHITE	PCS	1
PWD301481	RETRACTING LINEAR DIFFUSER IN ANTI-CONDENSATION PVC WITH DAMPER AND INSULATED PLENUM L2000MM, 30MM SLOT BLACK	2000	30	110	4	BLACK	PCS	1

**LINEAR RETRACTING DIFFUSER IN ALUMINIUM WITH INSULATED DAMPER AND PLENUM**

**TECHNICAL SPECIFICATIONS**

- Made of aluminium, matt white or black
- Fastening by means of screws and brackets
- For wall / ceiling installation
- Polyethylene-coated plenum with closed cells
- Continuity kit can be purchased separately
- Inlet collars included in the package (not assembled)
- Built-in installation box for additional ducts and for MVHR
- The damper is used to control the required amount of air and can be calibrated using a screwdriver

**DIFFUSEUR LINÉAIRE ENCASTRÉ EN ALUMINIUM AVEC REGISTRE ET PLÉNUM ISOLÉ**

**CARACTÉRISTIQUES TECHNIQUES**

- Réalisé en aluminium de couleur blanc ou noir
- Fixation au moyen de vis et de supports
- Pour une installation murale ou au plafond
- Plénum revêtu de polyéthylène à cellules fermées
- Kit de continuité pouvant être acheté séparément
- Colliers d'entrée inclus dans l'emballage (non montés)
- Prédipositions pour des canalisations supplémentaires et pour VMC
- Le registre permet de réguler la quantité d'air souhaitée et il peut être réglé à l'aide d'un tournevis

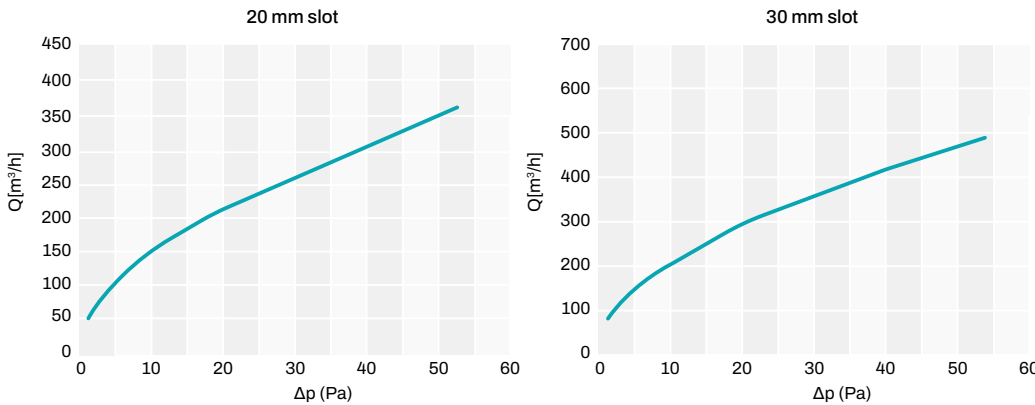
**LINEARE UNTERPUTZ-DIFFUSOR AUS ALUMINIUM MIT SCHIEBER UND GEDÄMMTEM PLENUM**

**TECHNISCHE EIGENSCHAFTEN**

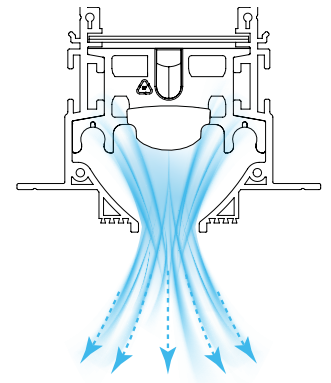
- Gefertigt aus weißem oder schwarzem Aluminium
- Befestigung mittels Schrauben und Wandkonsolen
- Zur Wand- / Deckenmontage
- Plenum mit Polyethylen-Beschichtung mit geschlossenen Zellen
- Notstrom-Satz, separat erhältlich (nicht montiert)
- Einlaufkragen im Lieferumfang enthalten
- Installationskästen für zusätzliche Kanalisationen und für KML
- Der Schieber ermöglicht es, die gewünschte Luftmenge einzustellen, und kann mit einem Schraubendreher kalibriert werden



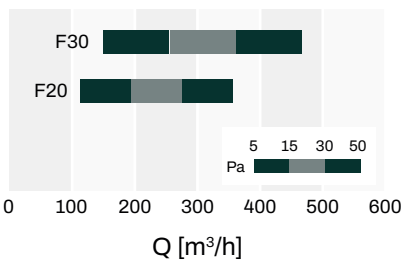
**LOAD CAPACITY AND PRESSURE DROP CURVES**



**EXAMPLE OF VERTICAL FLOW**



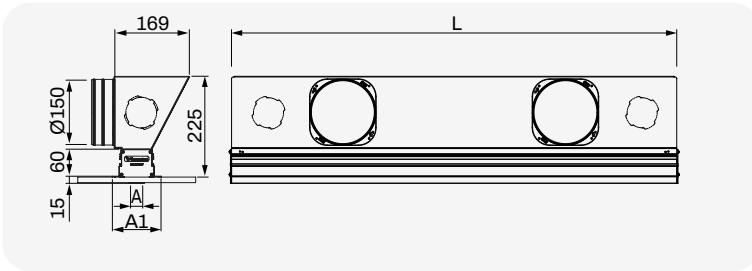
**RAPID AIR FLOW SELECTION**




MODEL	Ak [m²]	Qv min [m³/h]	Qv max [m³/h]	Lwa min [dB(A)]	Lwa max [dB(A)]	DP min [Pa]	DP max [Pa]
SLOT 20	0.02	155	350	32	46	10	50
SLOT 30	0.03	210	465	33	47	10	50

The data in the table refers to exposed linear diffusers with a length of 1000 mm  
Available from February 2025





CODE	DESCRIPTION	DIMENSIONS [mm]			COUPLING Ø150	COLOUR	U.M.	 Pieces per box
		L	A	A1				
PWD301533	RETRACTING LINEAR DIFFUSER IN ALUMINIUM WITH DAMPER AND INSULATED PLENUM L600MM, 20MM SLOT WHITE	600	20	100	1	WHITE	PCS	1
PWD301534	RETRACTING LINEAR DIFFUSER IN ALUMINIUM WITH DAMPER AND INSULATED PLENUM L600MM, 20MM BLACK	600	20	100	1	BLACK	PCS	1
PWD301541	RETRACTING LINEAR DIFFUSER IN ALUMINIUM WITH DAMPER AND INSULATED PLENUM L600MM, 30MM SLOT WHITE	600	30	110	1	WHITE	PCS	1
PWD301542	RETRACTING LINEAR DIFFUSER IN ALUMINIUM WITH DAMPER AND INSULATED PLENUM L600MM, 30MM BLACK	600	30	110	1	BLACK	PCS	1
PWD301549	RETRACTING LINEAR DIFFUSER IN ALUMINIUM WITH DAMPER AND INSULATED PLENUM L800MM, 20MM SLOT WHITE	800	20	100	2	WHITE	PCS	1
PWD301550	RETRACTING LINEAR DIFFUSER IN ALUMINIUM WITH DAMPER AND INSULATED PLENUM L800MM, 20MM BLACK	800	20	100	2	BLACK	PCS	1
PWD301557	RETRACTING LINEAR DIFFUSER IN ALUMINIUM WITH DAMPER AND INSULATED PLENUM L800MM, 30MM SLOT WHITE	800	30	110	2	WHITE	PCS	1
PWD301558	RETRACTING LINEAR DIFFUSER IN ALUMINIUM WITH DAMPER AND INSULATED PLENUM L800MM, 30MM BLACK	800	30	110	2	BLACK	PCS	1
PWD301565	RETRACTING LINEAR DIFFUSER IN ALUMINIUM WITH DAMPER AND INSULATED PLENUM L1000MM, 20MM SLOT WHITE	1000	20	100	2	WHITE	PCS	1
PWD301566	RETRACTING LINEAR DIFFUSER IN ALUMINIUM WITH DAMPER AND INSULATED PLENUM L1000MM, 20MM BLACK	1000	20	100	2	BLACK	PCS	1
PWD301573	RETRACTING LINEAR DIFFUSER IN ALUMINIUM WITH DAMPER AND INSULATED PLENUM L1000MM, 30MM SLOT WHITE	1000	30	110	2	WHITE	PCS	1
PWD301574	RETRACTING LINEAR DIFFUSER IN ALUMINIUM WITH DAMPER AND INSULATED PLENUM L1000MM, 30MM BLACK	1000	30	110	2	BLACK	PCS	1
PWD301581	RETRACTING LINEAR DIFFUSER IN ALUMINIUM WITH DAMPER AND INSULATED PLENUM L1500MM, 20MM SLOT WHITE	1500	20	100	3	WHITE	PCS	1
PWD301582	RETRACTING LINEAR DIFFUSER IN ALUMINIUM WITH DAMPER AND INSULATED PLENUM L1500MM, 20MM BLACK	1500	20	100	3	BLACK	PCS	1
PWD301589	RETRACTING LINEAR DIFFUSER IN ALUMINIUM WITH DAMPER AND INSULATED PLENUM L1500MM, 30MM SLOT WHITE	1500	30	110	3	WHITE	PCS	1
PWD301590	RETRACTING LINEAR DIFFUSER IN ALUMINIUM WITH DAMPER AND INSULATED PLENUM L1500MM, 30MM BLACK	1500	30	110	3	BLACK	PCS	1
PWD301597	RETRACTING LINEAR DIFFUSER IN ALUMINIUM WITH DAMPER AND INSULATED PLENUM L2000MM, 20MM SLOT WHITE	2000	20	100	4	WHITE	PCS	1
PWD301598	RETRACTING LINEAR DIFFUSER IN ALUMINIUM WITH DAMPER AND INSULATED PLENUM L2000MM, 20MM BLACK	2000	20	100	4	BLACK	PCS	1
PWD301605	RETRACTING LINEAR DIFFUSER IN ALUMINIUM WITH DAMPER AND INSULATED PLENUM L2000MM, 30MM SLOT WHITE	2000	30	110	4	WHITE	PCS	1
PWD301606	RETRACTING LINEAR DIFFUSER IN ALUMINIUM WITH DAMPER AND INSULATED PLENUM L2000MM, 30MM BLACK	2000	30	110	4	BLACK	PCS	1

**LINEAR RETRACTING INTAKE DIFFUSER IN ANTI-CONDENSATE PVC WITH INSULATED PLENUM**

**TECHNICAL SPECIFICATIONS**

- Made of anti-condensate PVC plastic
- Available with 20 or 30 mm slot in black or white
- Plenum in coated galvanized sheet with closed cells
- Flammability rating V0
- Operating temperature: -30 C° + 60 C°
- Fastening by means of screws and brackets
- For wall / ceiling installation
- Inlet collars included in the package (not assembled)
- Built-in installation box for additional ducts and for MVHR

**DIFFUSEUR LINÉAIRE ENCASTRÉ EN PVC ANTI-CONDENSATION DE REPRISE ET PLÉNUM ISOLÉ**

**CARACTÉRISTIQUES TECHNIQUES**

- Réalisé en plastique PVC anti-condensation
- Disponible avec fente de 20 ou 30 mm de couleur blanc ou noir
- Plénum fabriqué en tôle galvanisée revêtu de polyéthylène à cellules fermées
- Degré d'extinction V0
- Température de fonctionnement : -30 °C à 60 °C
- Fixation au moyen de vis et de supports
- Pour une installation murale ou au plafond
- Colliers d'entrée inclus dans l'emballage (non montés)
- Prédipositions pour des canalisations supplémentaires et pour VMC

**LINEARE UNTERPUTZ-DIFFUSOR AUS PVC MIT KONDENSATTSCHUTZ AM RÜCKLAUF UND GEDÄMMTEM PLENUM**

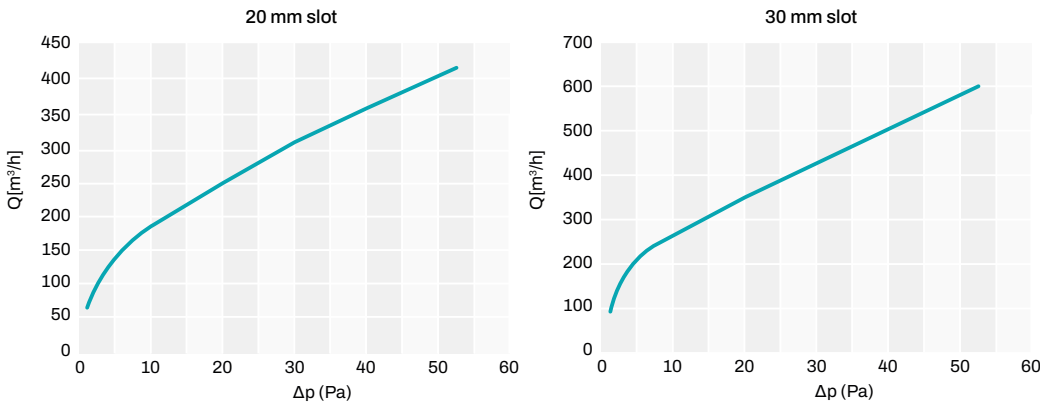
**TECHNISCHE EIGENSCHAFTEN**

- Gefertigt aus PVC-Kunststoff mit Kondensatschutz
- Verfügbar mit Schlitzen von 20 oder 30 mm in weißer oder schwarzer Farbe
- Plenum aus verzinktem Blech mit Polyethylen-Beschichtung mit geschlossenen Zellen
- Flammenschutzgrad V0
- Betriebstemperatur: -30 C° + 60 C°
- Befestigung mittels Schrauben und Wandkonsolen
- Zur Wand- / Deckenmontage
- Einlaufkragen im Lieferumfang enthalten (nicht montiert)
- Installationskästen für zusätzliche Kanalisationen und für KML

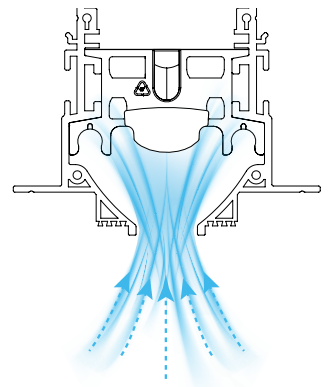
**PVC PLASTIC**



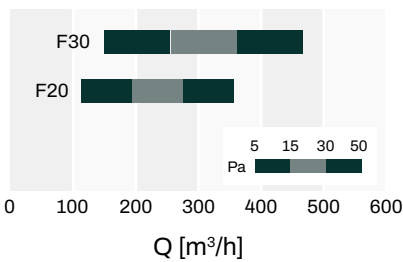
**LOAD CAPACITY AND PRESSURE DROP CURVES**



**EXAMPLE OF VERTICAL FLOW**

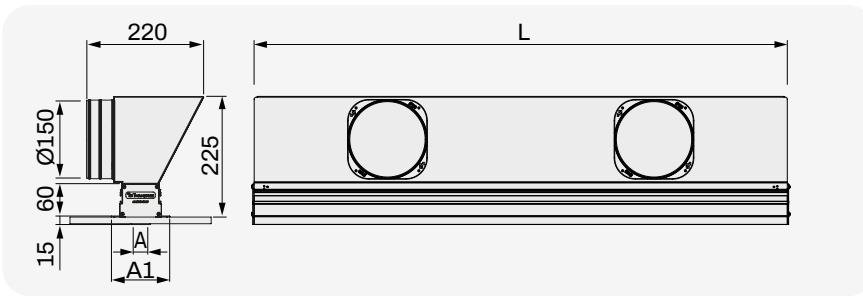



**RAPID AIR FLOW SELECTION**



MODEL	Ak [m²]	Qv min [m³/h]	Qv max [m³/h]	Lwa min [dB(A)]	Lwa max [dB(A)]	DP min [Pa]	DP max [Pa]
SLOT 20	0.02	180	400	32	46	10	50
SLOT 30	0.03	260	570	33	47	10	50

The data in the table refers to exposed linear diffusers with a length of 1000 mm  
Available from February 2025



CODE	DESCRIPTION	DIMENSIONS [mm]			COUPLING Ø150	COLOUR	U.M.	 Pieces per box
		L	A	A1				
PWD301406	RETRACTING LINEAR INTAKE DIFFUSER IN ANTI-CONDENSATION PVC WITH INSULATED PLENUM L600MM, 20MM SLOT	600	20	100	1	WHITE	PCS	1
PWD301407	RETRACTING LINEAR INTAKE DIFFUSER IN ANTI-CONDENSATION PVC WITH INSULATED PLENUM L600MM, 20MM SLOT	600	20	100	1	BLACK	PCS	1
PWD301414	RETRACTING LINEAR INTAKE DIFFUSER IN ANTI-CONDENSATION PVC WITH INSULATED PLENUM L600MM, 30MM SLOT	600	30	110	1	WHITE	PCS	1
PWD301415	RETRACTING LINEAR INTAKE DIFFUSER IN ANTI-CONDENSATION PVC WITH INSULATED PLENUM L600MM, 30MM SLOT	600	30	110	1	BLACK	PCS	1
PWD301422	RETRACTING LINEAR INTAKE DIFFUSER IN ANTI-CONDENSATION PVC WITH INSULATED PLENUM L800MM, 20MM SLOT	800	20	100	2	WHITE	PCS	1
PWD301423	RETRACTING LINEAR INTAKE DIFFUSER IN ANTI-CONDENSATION PVC WITH INSULATED PLENUM L800MM, 20MM SLOT	800	20	100	2	BLACK	PCS	1
PWD301430	RETRACTING LINEAR INTAKE DIFFUSER IN ANTI-CONDENSATION PVC WITH INSULATED PLENUM L800MM, 30MM SLOT	800	30	110	2	WHITE	PCS	1
PWD301431	RETRACTING LINEAR INTAKE DIFFUSER IN ANTI-CONDENSATION PVC WITH INSULATED PLENUM L800MM, 30MM SLOT	800	30	110	2	BLACK	PCS	1
PWD301438	RETRACTING LINEAR INTAKE DIFFUSER IN ANTI-CONDENSATION PVC WITH INSULATED PLENUM L1000MM, 20MM SLOT	1000	20	100	2	WHITE	PCS	1
PWD301439	RETRACTING LINEAR INTAKE DIFFUSER IN ANTI-CONDENSATION PVC WITH INSULATED PLENUM L1000MM, 20MM SLOT	1000	20	100	2	BLACK	PCS	1
PWD301446	RETRACTING LINEAR INTAKE DIFFUSER IN ANTI-CONDENSATION PVC WITH INSULATED PLENUM L1000MM, 30MM SLOT	1000	30	110	2	WHITE	PCS	1
PWD301447	RETRACTING LINEAR INTAKE DIFFUSER IN ANTI-CONDENSATION PVC WITH INSULATED PLENUM L1000MM, 30MM SLOT	1000	30	110	2	BLACK	PCS	1
PWD301454	RETRACTING LINEAR INTAKE DIFFUSER IN ANTI-CONDENSATION PVC WITH INSULATED PLENUM L1500MM, 20MM SLOT	1500	20	100	3	WHITE	PCS	1
PWD301455	RETRACTING LINEAR INTAKE DIFFUSER IN ANTI-CONDENSATION PVC WITH INSULATED PLENUM L1500MM, 20MM SLOT	1500	20	100	3	BLACK	PCS	1
PWD301462	RETRACTING LINEAR INTAKE DIFFUSER IN ANTI-CONDENSATION PVC WITH INSULATED PLENUM L1500MM, 30MM SLOT	1500	30	110	3	WHITE	PCS	1
PWD301463	RETRACTING LINEAR INTAKE DIFFUSER IN ANTI-CONDENSATION PVC WITH INSULATED PLENUM L1500MM, 30MM SLOT	1500	30	110	3	BLACK	PCS	1
PWD301470	RETRACTING LINEAR INTAKE DIFFUSER IN ANTI-CONDENSATION PVC WITH INSULATED PLENUM L2000MM, 20MM SLOT	2000	20	100	4	WHITE	PCS	1
PWD301471	RETRACTING LINEAR INTAKE DIFFUSER IN ANTI-CONDENSATION PVC WITH INSULATED PLENUM L2000MM, 20MM SLOT	2000	20	100	4	BLACK	PCS	1
PWD301478	RETRACTING LINEAR INTAKE DIFFUSER IN ANTI-CONDENSATION PVC WITH INSULATED PLENUM L2000MM, 30MM SLOT	2000	30	110	4	WHITE	PCS	1
PWD301479	RETRACTING LINEAR INTAKE DIFFUSER IN ANTI-CONDENSATION PVC WITH INSULATED PLENUM L2000MM, 30MM SLOT	2000	30	110	4	BLACK	PCS	1

**LINEAR RETRACTING INTAKE-DIFFUSER IN ALUMINIUM WITH INSULATED PLENUM**

**TECHNICAL SPECIFICATIONS**

- Made of aluminium, matt white or black
- Fastening by means of screws and brackets
- For wall / ceiling installation
- Polyethylene-coated plenum with closed cells
- Continuity kit can be purchased separately
- Inlet collars included in the package (not assembled)
- Built-in installation box for additional ducts and for MVHR

**DIFFUSEUR LINÉAIRE DE REPRISÉ ENCASTRÉ EN ALUMINIUM ET PLÉNUM ISOLÉ**

**CARACTÉRISTIQUES TECHNIQUES**

- Réalisé en aluminium de couleur blanc ou noir
- Fixation au moyen de vis et de supports
- Pour une installation murale ou au plafond
- Plénum revêtu de polyéthylène à cellules fermées
- Kit de continuité pouvant être acheté séparément
- Colliers d'entrée inclus dans l'emballage (non montés)
- Préd dispositions pour des canalisations supplémentaires et pour VMC

**LINEARE UNTERPUTZ-DIFFUSOR AUS ALUMINIUM AM RÜCKLAUF UND GEDÄMMTEM PLENUM**

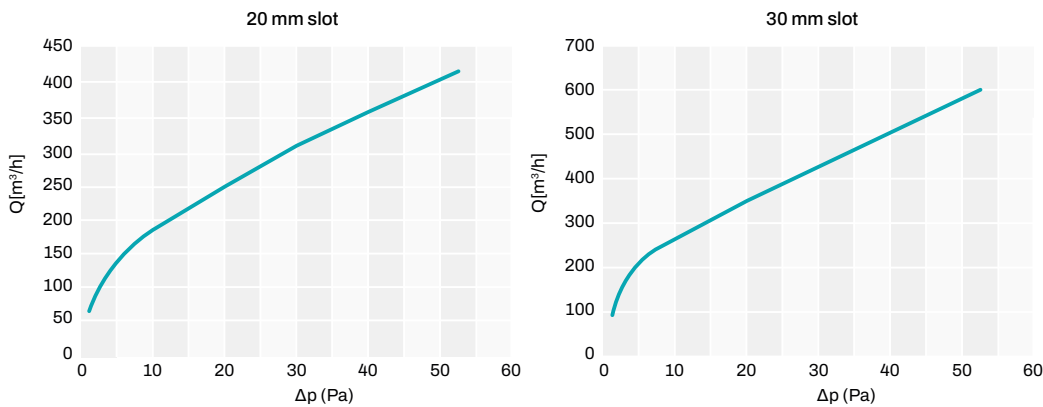
**TECHNISCHE EIGENSCHAFTEN**

- Gefertigt aus weißem oder schwarzem Aluminium
- Befestigung mittels Schrauben und Wandkonsolen
- Zur Wand- / Deckenmontage
- Plenum mit Polyethylen-Beschichtung mit geschlossenen Zellen
- Notstrom-Satz, separat erhältlich
- Einlaufkragen im Lieferumfang enthalten (nicht montiert)
- Installationskästen für zusätzliche Kanalisationen und für KML

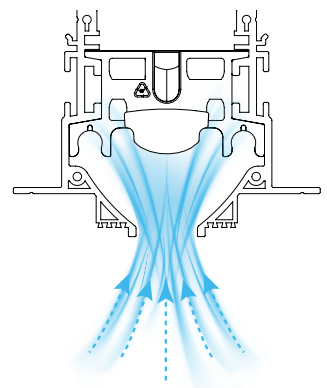


ALUMINIUM

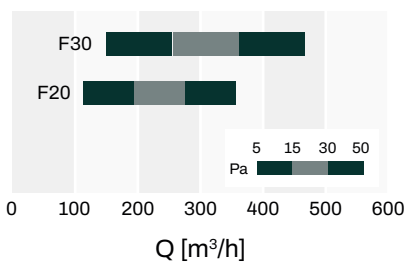
**LOAD CAPACITY AND PRESSURE DROP CURVES**



**EXAMPLE OF VERTICAL FLOW**

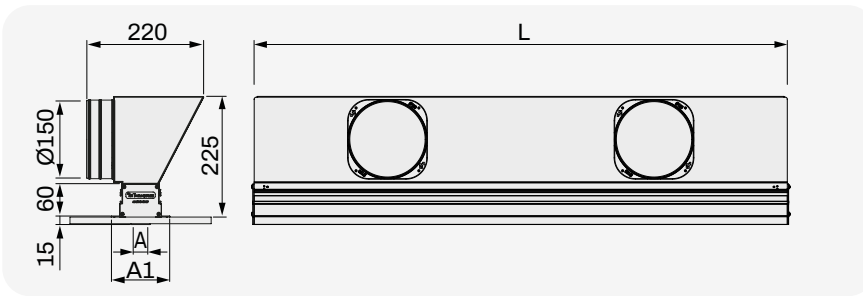



**RAPID AIR FLOW SELECTION**



MODEL	Ak [m²]	Qv min [m³/h]	Qv max [m³/h]	Lwa min [dB(A)]	Lwa max [dB(A)]	DP min [Pa]	DP max [Pa]
SLOT 20	0.02	180	400	32	46	10	50
SLOT 30	0.03	260	570	33	47	10	50

The data in the table refers to exposed linear diffusers with a length of 1000 mm  
Available from February 2025



CODE	DESCRIPTION	DIMENSIONS [mm]			COUPLING Ø150	COLOUR	U.M.	 Pieces per box
		L	A	A1				
PWD301531	RETRACTING LINEAR INTAKE DIFFUSER IN ALUMINIUM WITH INSULATED PLENUM L600MM, 20MM SLOT WHITE	600	20	100	1	WHITE	PCS	1
PWD301532	RETRACTING LINEAR INTAKE DIFFUSER IN ALUMINIUM WITH INSULATED PLENUM L600MM, 20MM BLACK	600	20	100	1	BLACK	PCS	1
PWD301539	RETRACTING LINEAR INTAKE DIFFUSER IN ALUMINIUM WITH INSULATED PLENUM L600MM, 30MM SLOT WHITE	600	30	110	1	WHITE	PCS	1
PWD301540	RETRACTING LINEAR INTAKE DIFFUSER IN ALUMINIUM WITH INSULATED PLENUM L600MM, 30MM BLACK	600	30	110	1	BLACK	PCS	1
PWD301547	RETRACTING LINEAR INTAKE DIFFUSER IN ALUMINIUM WITH INSULATED PLENUM L800MM, 20MM SLOT WHITE	800	20	100	2	WHITE	PCS	1
PWD301548	RETRACTING LINEAR INTAKE DIFFUSER IN ALUMINIUM WITH INSULATED PLENUM L800MM, 20MM BLACK	800	20	100	2	BLACK	PCS	1
PWD301555	RETRACTING LINEAR INTAKE DIFFUSER IN ALUMINIUM WITH INSULATED PLENUM L800MM, 30MM SLOT WHITE	800	30	110	2	WHITE	PCS	1
PWD301556	RETRACTING LINEAR INTAKE DIFFUSER IN ALUMINIUM WITH INSULATED PLENUM L800MM, 30MM BLACK	800	30	110	2	BLACK	PCS	1
PWD301563	RETRACTING LINEAR INTAKE DIFFUSER IN ALUMINIUM WITH INSULATED PLENUM L1000MM, 20MM SLOT WHITE	1000	20	100	2	WHITE	PCS	1
PWD301564	RETRACTING LINEAR INTAKE DIFFUSER IN ALUMINIUM WITH INSULATED PLENUM L1000MM, 20MM BLACK	1000	20	100	2	BLACK	PCS	1
PWD301571	RETRACTING LINEAR INTAKE DIFFUSER IN ALUMINIUM WITH INSULATED PLENUM L1000MM, 30MM SLOT WHITE	1000	30	110	2	WHITE	PCS	1
PWD301572	RETRACTING LINEAR INTAKE DIFFUSER IN ALUMINIUM WITH INSULATED PLENUM L1000MM, 30MM BLACK	1000	30	110	2	BLACK	PCS	1
PWD301579	RETRACTING LINEAR INTAKE DIFFUSER IN ALUMINIUM WITH INSULATED PLENUM L1500MM, 20MM SLOT WHITE	1500	20	100	3	WHITE	PCS	1
PWD301580	RETRACTING LINEAR INTAKE DIFFUSER IN ALUMINIUM WITH INSULATED PLENUM L1500MM, 20MM BLACK	1500	20	100	3	BLACK	PCS	1
PWD301587	RETRACTING LINEAR INTAKE DIFFUSER IN ALUMINIUM WITH INSULATED PLENUM L1500MM, 30MM SLOT WHITE	1500	30	110	3	WHITE	PCS	1
PWD301588	RETRACTING LINEAR INTAKE DIFFUSER IN ALUMINIUM WITH INSULATED PLENUM L1500MM, 30MM BLACK	1500	30	110	3	BLACK	PCS	1
PWD301595	RETRACTING LINEAR INTAKE DIFFUSER IN ALUMINIUM WITH INSULATED PLENUM L2000MM, 20MM SLOT WHITE	2000	20	100	4	WHITE	PCS	1
PWD301596	RETRACTING LINEAR INTAKE DIFFUSER IN ALUMINIUM WITH INSULATED PLENUM L2000MM, 20MM BLACK	2000	20	100	4	BLACK	PCS	1
PWD301603	RETRACTING LINEAR INTAKE DIFFUSER IN ALUMINIUM WITH INSULATED PLENUM L2000MM, 30MM SLOT WHITE	2000	30	110	4	WHITE	PCS	1
PWD301604	RETRACTING LINEAR INTAKE DIFFUSER IN ALUMINIUM WITH INSULATED PLENUM L2000MM, 30MM BLACK	2000	30	110	4	BLACK	PCS	1





**LINEAR RETRACTING DIFFUSER IN ANTI-CONDENSATE PVC WITH DAMPER, INSULATED PLENUM AND CENTRAL BAFFLE**

**TECHNICAL SPECIFICATIONS**

- Made of anti-condensate PVC plastic
- Available with 20 or 30 mm slot in black or white
- Plenum in coated galvanized sheet with closed cells
- Flammability rating V0
- Operating temperature: -30 C° + 60 C°
- Fastening by means of screws and brackets
- For wall / ceiling installation
- Inlet collars included in the package (not assembled)
- Built-in installation box for additional ducts and for MVHR
- Possibility of inserting an adjustable central PVC baffle inside the profiles
- By changing the baffle direction it is possible to direct the air flow



**DIFFUSEUR LINÉAIRE ENCASTRÉ EN PVC ANTI-CONDENSATION AVEC RÉGISTRE, PLÉNUM ISOLÉ ET DÉFLECTEUR CENTRAL**

**CARACTÉRISTIQUES TECHNIQUES**

- Réalisé en plastique PVC anti-condensation
- Disponible avec fente de 20 ou 30 mm de couleur blanc ou noir
- Plénum fabriqué en tôle galvanisée revêtue de polyéthylène à cellules fermées
- Degré d'extinction V0
- Température de fonctionnement : -30 °C à 60 °C
- Fixation au moyen de vis et de supports
- Pour une installation murale ou au plafond
- Colliers d'entrée inclus dans l'emballage (non montés)
- Préd dispositions pour des canalisations supplémentaires et pour VMC
- Possibilité d'insérer un déflecteur central réglable en PVC à l'intérieur des profilés
- En changeant la direction du déflecteur, il est possible d'orienter le flux d'air



**LINEARER UNTERPUTZ-DIFFUSOR AUS PVC MIT KONDENSATSCHUTZ MIT SCHIEBER, GEDÄMMTEM PLENUM UND ZENTRALER STÖRKLAPPE**

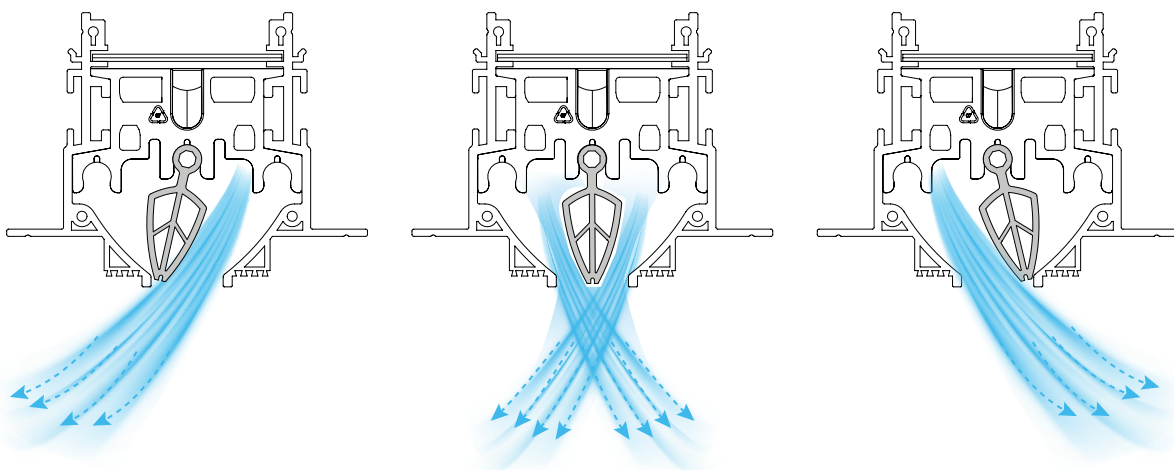
**TECHNISCHE EIGENSCHAFTEN**

- Gefertigt aus PVC-Kunststoff mit Kondensatschutz
- Verfügbar mit Schlitzfen von 20 oder 30 mm in weißer oder schwarzer Farbe
- Plenum aus verzinktem Blech mit Polyethylen-Beschichtung mit geschlossenen Zellen
- Flammenschutzgrad V0
- Betriebstemperatur: -30 C° + 60 C°
- Befestigung mittels Schrauben und Wandkonsolen
- Zur Wand- / Deckenmontage
- Einlaufkragen im Lieferumfang enthalten (nicht montiert)
- Installationskästen für zusätzliche Kanalisationen und für KML
- Möglicher Einsatz einer verstellbaren zentralen Störklappe aus PVC in die Profile
- Durch Änderung der Störklappenrichtung kann der Luftstrom ausgerichtet werden

**PVC PLASTIC**



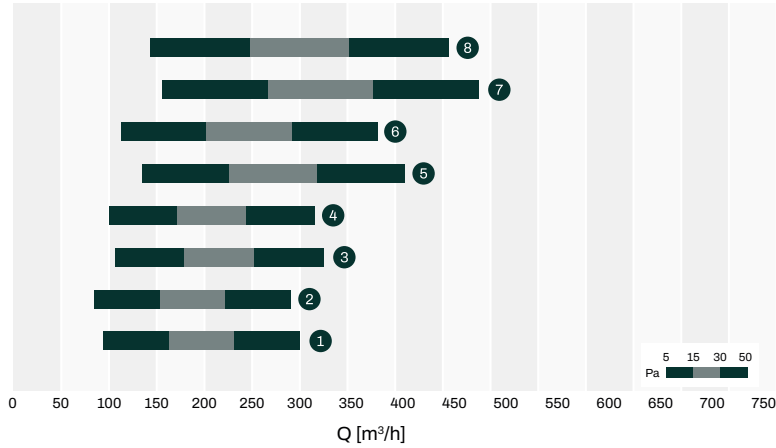
**EXAMPLE OF VERTICAL FLOW**



Available from February 2025

# RETRACTING LINEAR DELIVERY DIFFUSER IN ANTI-CONDENSATION PVC PLASTIC WITH DAMPER, INSULATED PLENUM AND CENTRAL BAFFLE

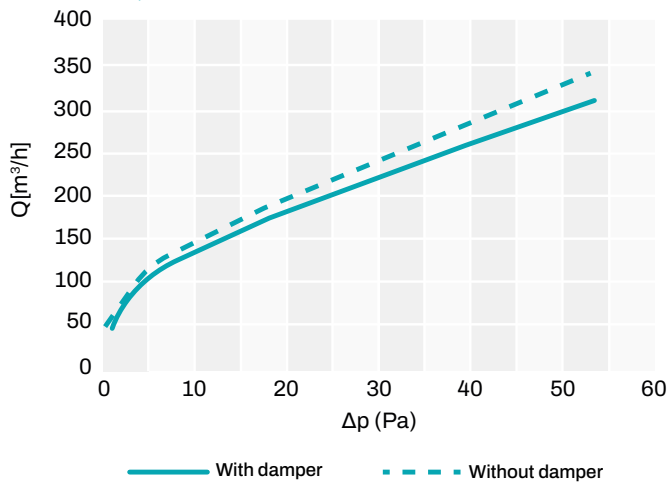
## QUICK SELECTION DIAGRAM



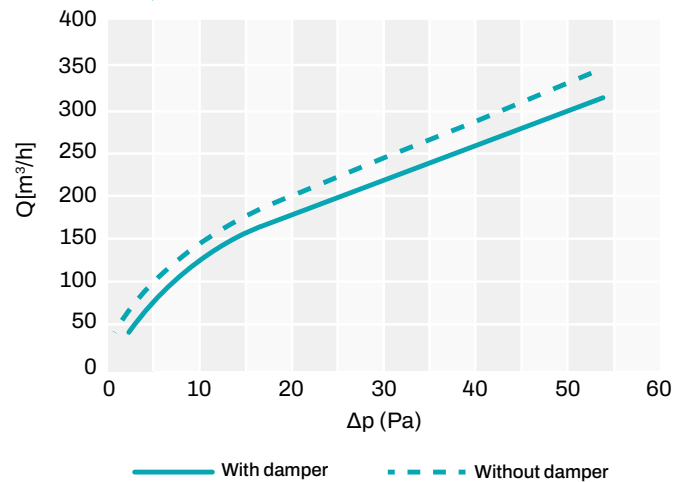
- 1 - 20 mm slot with damper, vertical baffles
- 2 - 20 mm slot with damper, tilted baffles
- 3 - 20 mm slot without damper, vertical baffles
- 4 - 20 mm slot without damper, tilted baffles
- 5 - 30 mm slot with damper, vertical baffles
- 6 - 30 mm slot with damper, tilted baffles
- 7 - 30 mm slot without damper, vertical baffles
- 8 - 30 mm slot without damper, tilted baffles

## LOAD CAPACITY AND PRESSURE DROP CURVES

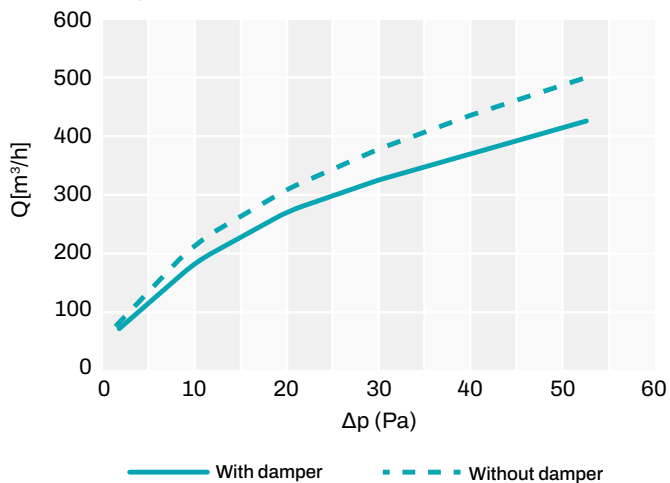
### 20 mm slot, vertical baffles



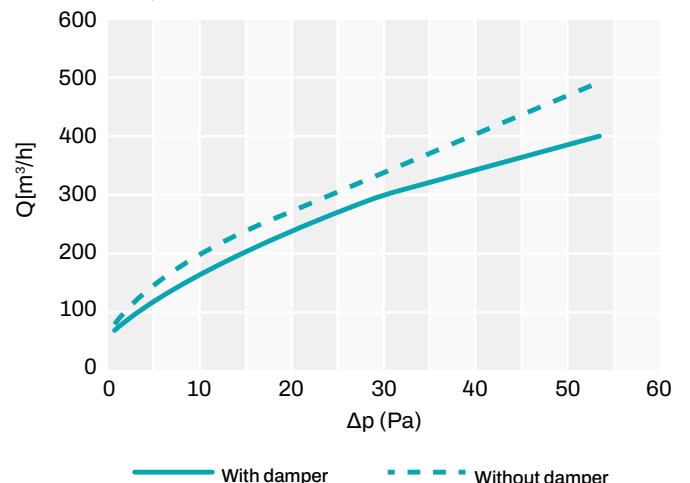
### 20 mm slot, tilted baffles



### 30 mm slot, vertical baffles

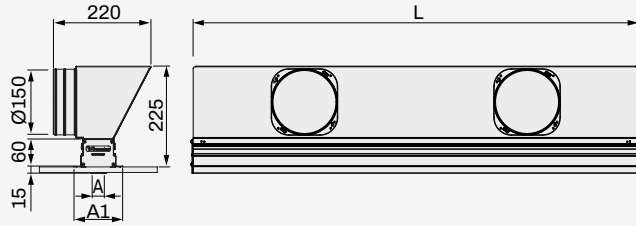


### 30 mm slot, tilted baffles




MODEL	Ak [m²]	Qv min [m³/h]	Qv max [m³/h]	Lwa min [dB(A)]	Lwa max [dB(A)]	DP min [Pa]	DP max [Pa]
SLOT 20	0.02	135	300	34	48	10	50
SLOT 30	0.03	190	415	36	50	10	50

The data in the table refers to exposed linear diffusers with a length of 1000 mm



Datasheet



CODE	DESCRIPTION	DIMENSIONS [mm]			COUPLING Ø150	COLOUR	U.M.	 Pieces per box
		L	A	A1				
PWD301412	RETRACTING LINEAR DIFFUSER IN ANTI-CONDENSATION PVC WITH DAMPER, INSULATED PLENUM AND CENTRAL BAFFLE L600MM, 20MM SLOT WHITE	600	20	100	1	WHITE	PCS	1
PWD301413	RETRACTING LINEAR DIFFUSER IN ANTI-CONDENSATION PVC WITH DAMPER, INSULATED PLENUM AND CENTRAL BAFFLE L600MM, 20MM SLOT BLACK	600	20	100	1	BLACK	PCS	1
PWD301420	RETRACTING LINEAR DIFFUSER IN ANTI-CONDENSATION PVC WITH DAMPER, INSULATED PLENUM AND CENTRAL BAFFLE L600MM, 30MM SLOT WHITE	600	30	110	1	WHITE	PCS	1
PWD301421	RETRACTING LINEAR DIFFUSER IN ANTI-CONDENSATION PVC WITH DAMPER, INSULATED PLENUM AND CENTRAL BAFFLE L600MM, 30MM SLOT BLACK	600	30	110	1	BLACK	PCS	1
PWD301428	RETRACTING LINEAR DIFFUSER IN ANTI-CONDENSATION PVC WITH DAMPER, INSULATED PLENUM AND CENTRAL BAFFLE L800MM, 20MM SLOT WHITE	800	20	100	2	WHITE	PCS	1
PWD301429	RETRACTING LINEAR DIFFUSER IN ANTI-CONDENSATION PVC WITH DAMPER, INSULATED PLENUM AND CENTRAL BAFFLE L800MM, 20MM SLOT BLACK	800	20	100	2	BLACK	PCS	1
PWD301436	RETRACTING LINEAR DIFFUSER IN ANTI-CONDENSATION PVC WITH DAMPER, INSULATED PLENUM AND CENTRAL BAFFLE L800MM, 30MM SLOT WHITE	800	30	110	2	WHITE	PCS	1
PWD301437	RETRACTING LINEAR DIFFUSER IN ANTI-CONDENSATION PVC WITH DAMPER, INSULATED PLENUM AND CENTRAL BAFFLE L800MM, 30MM SLOT BLACK	800	30	110	2	BLACK	PCS	1
PWD301444	RETRACTING LINEAR DIFFUSER IN ANTI-CONDENSATION PVC WITH DAMPER, INSULATED PLENUM AND CENTRAL BAFFLE L1000MM, 20MM SLOT WHITE	1000	20	100	2	WHITE	PCS	1
PWD301445	RETRACTING LINEAR DIFFUSER IN ANTI-CONDENSATION PVC WITH DAMPER, INSULATED PLENUM AND CENTRAL BAFFLE L1000MM, 20MM SLOT BLACK	1000	20	100	2	BLACK	PCS	1
PWD301452	RETRACTING LINEAR DIFFUSER IN ANTI-CONDENSATION PVC WITH DAMPER, INSULATED PLENUM AND CENTRAL BAFFLE L1000MM, 30MM SLOT WHITE	1000	30	110	2	WHITE	PCS	1
PWD301453	RETRACTING LINEAR DIFFUSER IN ANTI-CONDENSATION PVC WITH DAMPER, INSULATED PLENUM AND CENTRAL BAFFLE L1000MM, 30MM SLOT BLACK	1000	30	110	2	BLACK	PCS	1
PWD301460	RETRACTING LINEAR DIFFUSER IN ANTI-CONDENSATION PVC WITH DAMPER, INSULATED PLENUM AND CENTRAL BAFFLE L1500MM, 20MM SLOT WHITE	1500	20	100	3	WHITE	PCS	1
PWD301461	RETRACTING LINEAR DIFFUSER IN ANTI-CONDENSATION PVC WITH DAMPER, INSULATED PLENUM AND CENTRAL BAFFLE L1500MM, 20MM SLOT BLACK	1500	20	100	3	BLACK	PCS	1
PWD301468	RETRACTING LINEAR DIFFUSER IN ANTI-CONDENSATION PVC WITH DAMPER, INSULATED PLENUM AND CENTRAL BAFFLE L1500MM, 30MM SLOT WHITE	1500	30	110	3	WHITE	PCS	1
PWD301469	RETRACTING LINEAR DIFFUSER IN ANTI-CONDENSATION PVC WITH DAMPER, INSULATED PLENUM AND CENTRAL BAFFLE L1500MM, 30MM SLOT BLACK	1500	30	110	3	BLACK	PCS	1
PWD301476	RETRACTING LINEAR DIFFUSER IN ANTI-CONDENSATION PVC WITH DAMPER, INSULATED PLENUM AND CENTRAL BAFFLE L2000MM, 20MM SLOT WHITE	2000	20	100	4	WHITE	PCS	1
PWD301477	RETRACTING LINEAR DIFFUSER IN ANTI-CONDENSATION PVC WITH DAMPER, INSULATED PLENUM AND CENTRAL BAFFLE L2000MM, 20MM SLOT BLACK	2000	20	100	4	BLACK	PCS	1
PWD301484	RETRACTING LINEAR DIFFUSER IN ANTI-CONDENSATION PVC WITH DAMPER, INSULATED PLENUM AND CENTRAL BAFFLE L2000MM, 30MM SLOT WHITE	2000	30	110	4	WHITE	PCS	1
PWD301485	RETRACTING LINEAR DIFFUSER IN ANTI-CONDENSATION PVC WITH DAMPER, INSULATED PLENUM AND CENTRAL BAFFLE L2000MM, 30MM SLOT BLACK	2000	30	110	4	BLACK	PCS	1



**LINEAR RETRACTING DIFFUSER IN ALUMINIUM WITH DAMPER, INSULATED PLENUM AND CENTRAL BAFFLE**

**TECHNICAL SPECIFICATIONS**

- Made of aluminium, matt white or black
- Fastening by means of screws and brackets
- For wall / ceiling installation
- Polyethylene-coated plenum with closed cells
- Continuity kit can be purchased separately
- Inlet collars included in the package (not assembled)
- Built-in installation box for additional ducts and for MVHR
- The damper is used to control the required amount of air and can be calibrated using a screwdriver

**DIFFUSEUR LINÉAIRE ENCASTRÉ EN ALUMINIUM AVEC REGISTRE, PLÉNUM ISOLÉ ET DÉFLECTEUR CENTRAL**

**CARACTÉRISTIQUES TECHNIQUES**

- Réalisé en aluminium de couleur blanc ou noir
- Fixation au moyen de vis et de supports
- Pour une installation murale ou au plafond
- Plénum revêtu de polyéthylène à cellules fermées
- Kit de continuité pouvant être acheté séparément
- Colliers d'entrée inclus dans l'emballage (non montés)
- Prédpositions pour des canalisations supplémentaires et pour VMC
- Le registre permet de réguler la quantité d'air souhaitée et il peut être réglé à l'aide d'un tournevis

**LINEARER UNTERPUTZ-DIFFUSOR AUS ALUMINIUM MIT SCHIEBER, GEDÄMMTEM PLENUM UND ZENTRALER STÖRK-LAPPE**

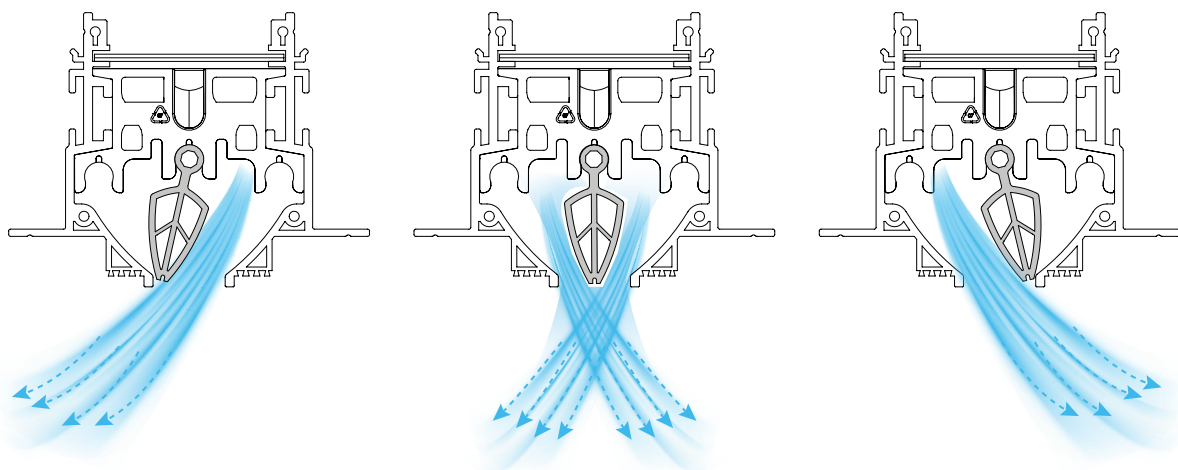
**TECHNISCHE EIGENSCHAFTEN**

- Gefertigt aus weißem oder schwarzem Aluminium
- Befestigung mittels Schrauben und Wandkonsolen
- Zur Wand- / Deckenmontage
- Plenum mit Polyethylen-Beschichtung mit geschlossenen Zellen
- Notstrom-Satz, separat erhältlich
- Einlaufkragen im Lieferumfang enthalten (nicht montiert)
- Installationskästen für zusätzliche Kanalisierungen und für KML
- Der Schieber ermöglicht es, die gewünschte Luftmenge einzustellen, und kann mit einem Schraubendreher kalibriert werden

**ALUMINIUM**



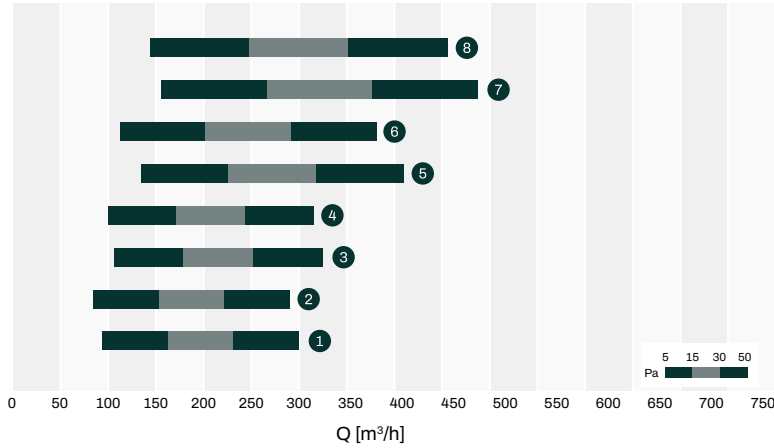
**EXAMPLE OF VERTICAL FLOW**



Available from February 2025

# RETRACTING LINEAR DELIVERY DIFFUSER IN ALUMINIUM WITH DAMPER, INSULATED PLENUM AND CENTRAL BAFFLE

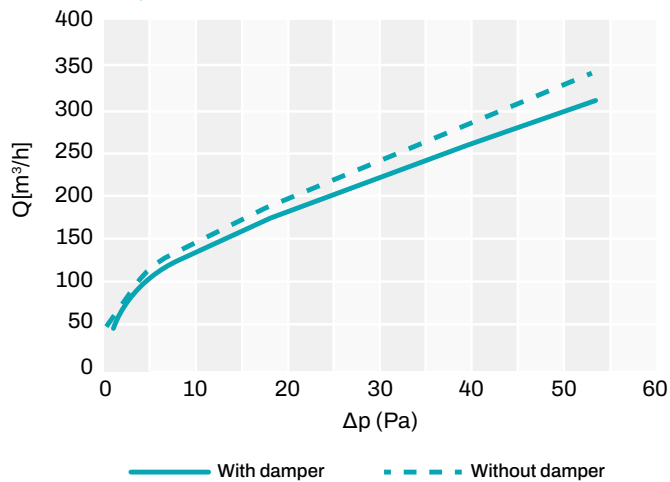
## QUICK SELECTION DIAGRAM



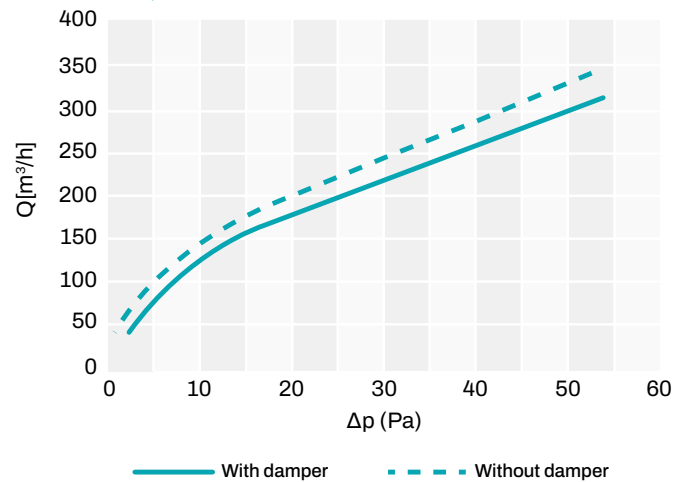
- 1 - 20 mm slot with damper, vertical baffles
- 2 - 20 mm slot with damper, tilted baffles
- 3 - 20 mm slot without damper, vertical baffles
- 4 - 20 mm slot without damper, tilted baffles
- 5 - 30 mm slot with damper, vertical baffles
- 6 - 30 mm slot with damper, tilted baffles
- 7 - 30 mm slot without damper, vertical baffles
- 8 - 30 mm slot without damper, tilted baffles

## LOAD CAPACITY AND PRESSURE DROP CURVES

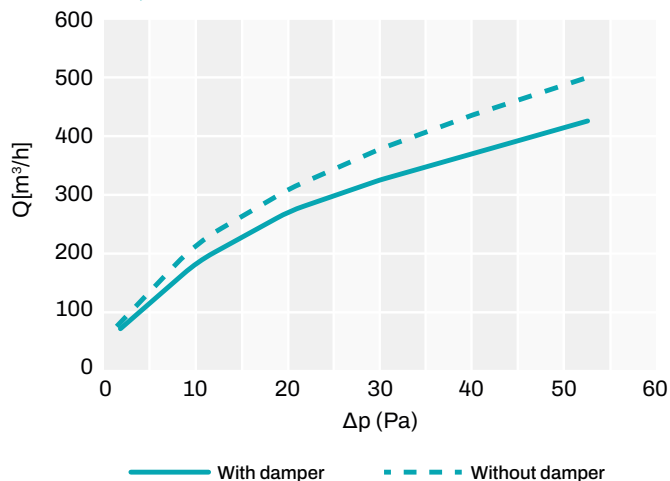
### 20 mm slot, vertical baffles



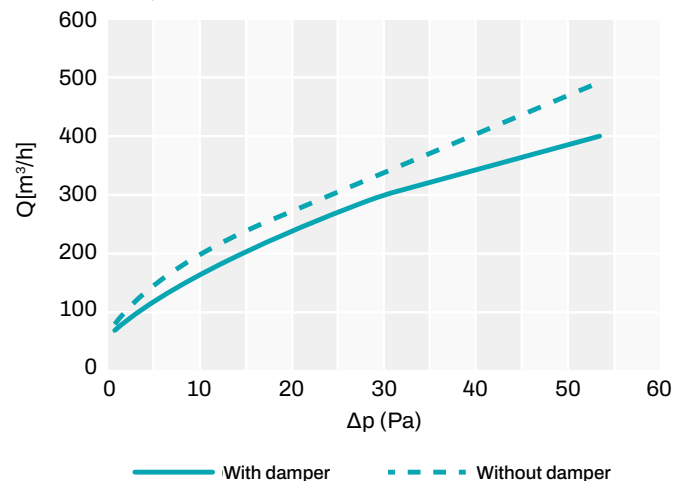
### 20 mm slot, tilted baffles



### 30 mm slot, vertical baffles



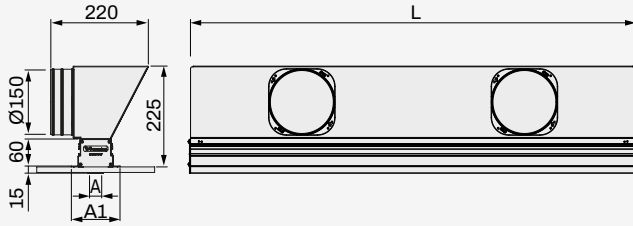
### 30 mm slot, tilted baffles



MODEL	Ak [m²]	Qv min [m³/h]	Qv max [m³/h]	Lwa min [dB(A)]	Lwa max [dB(A)]	DP min [Pa]	DP max [Pa]
SLOT 20	0.02	135	300	34	48	10	50
SLOT 30	0.03	190	415	36	50	10	50


The data in the table refers to exposed linear diffusers with a length of 1000 mm





Datasheet



CODE	DESCRIPTION	DIMENSIONS [mm]			COUPLING Ø150	COLOUR	U.M.	 Pieces per box
		L	A	A1				
PWD301537	RETRACTING LINEAR DIFFUSER IN ALUMINIUM WITH DAMPER, INSULATED PLENUM AND CENTRAL BAFFLE L600MM, 20MM SLOT WHITE	600	20	100	1	WHITE	PCS	1
PWD301538	RETRACTING LINEAR DIFFUSER IN ALUMINIUM WITH DAMPER, INSULATED PLENUM AND CENTRAL BAFFLE L600MM, 20MM BLACK	600	20	100	1	BLACK	PCS	1
PWD301545	RETRACTING LINEAR DIFFUSER IN ALUMINIUM WITH DAMPER, INSULATED PLENUM AND CENTRAL BAFFLE L600MM, 30MM SLOT WHITE	600	30	110	1	WHITE	PCS	1
PWD301546	RETRACTING LINEAR DIFFUSER IN ALUMINIUM WITH DAMPER, INSULATED PLENUM AND CENTRAL BAFFLE L600MM, 30MM BLACK	600	30	110	1	BLACK	PCS	1
PWD301553	RETRACTING LINEAR DIFFUSER IN ALUMINIUM WITH DAMPER, INSULATED PLENUM AND CENTRAL BAFFLE L800MM, 20MM SLOT WHITE	800	20	100	2	WHITE	PCS	1
PWD301554	RETRACTING LINEAR DIFFUSER IN ALUMINIUM WITH DAMPER, INSULATED PLENUM AND CENTRAL BAFFLE L800MM, 20MM BLACK	800	20	100	2	BLACK	PCS	1
PWD301561	RETRACTING LINEAR DIFFUSER IN ALUMINIUM WITH DAMPER, INSULATED PLENUM AND CENTRAL BAFFLE L800MM, 30MM SLOT WHITE	800	30	110	2	WHITE	PCS	1
PWD301562	RETRACTING LINEAR DIFFUSER IN ALUMINIUM WITH DAMPER, INSULATED PLENUM AND CENTRAL BAFFLE L800MM, 30MM BLACK	800	30	110	2	BLACK	PCS	1
PWD301569	RETRACTING LINEAR DIFFUSER IN ALUMINIUM WITH DAMPER, INSULATED PLENUM AND CENTRAL BAFFLE L1000MM, 20MM SLOT WHITE	1000	20	100	2	WHITE	PCS	1
PWD301570	RETRACTING LINEAR DIFFUSER IN ALUMINIUM WITH DAMPER, INSULATED PLENUM AND CENTRAL BAFFLE L1000MM, 20MM BLACK	1000	20	100	2	BLACK	PCS	1
PWD301577	RETRACTING LINEAR DIFFUSER IN ALUMINIUM WITH DAMPER, INSULATED PLENUM AND CENTRAL BAFFLE L1000MM, 30MM SLOT WHITE	1000	30	110	2	WHITE	PCS	1
PWD301578	RETRACTING LINEAR DIFFUSER IN ALUMINIUM WITH DAMPER, INSULATED PLENUM AND CENTRAL BAFFLE L1000MM, 30MM BLACK	1000	30	110	2	BLACK	PCS	1
PWD301585	RETRACTING LINEAR DIFFUSER IN ALUMINIUM WITH DAMPER, INSULATED PLENUM AND CENTRAL BAFFLE L1500MM, 20MM SLOT WHITE	1500	20	100	3	WHITE	PCS	1
PWD301586	RETRACTING LINEAR DIFFUSER IN ALUMINIUM WITH DAMPER, INSULATED PLENUM AND CENTRAL BAFFLE L1500MM, 20MM BLACK	1500	20	100	3	BLACK	PCS	1
PWD301593	RETRACTING LINEAR DIFFUSER IN ALUMINIUM WITH DAMPER, INSULATED PLENUM AND CENTRAL BAFFLE L1500MM, 30MM SLOT WHITE	1500	30	110	3	WHITE	PCS	1
PWD301594	RETRACTING LINEAR DIFFUSER IN ALUMINIUM WITH DAMPER, INSULATED PLENUM AND CENTRAL BAFFLE L1500MM, 30MM BLACK	1500	30	110	3	BLACK	PCS	1
PWD301601	RETRACTING LINEAR DIFFUSER IN ALUMINIUM WITH DAMPER, INSULATED PLENUM AND CENTRAL BAFFLE L2000MM, 20MM SLOT WHITE	2000	20	100	4	WHITE	PCS	1
PWD301602	RETRACTING LINEAR DIFFUSER IN ALUMINIUM WITH DAMPER, INSULATED PLENUM AND CENTRAL BAFFLE L2000MM, 20MM BLACK	2000	20	100	4	BLACK	PCS	1
PWD301609	RETRACTING LINEAR DIFFUSER IN ALUMINIUM WITH DAMPER, INSULATED PLENUM AND CENTRAL BAFFLE L2000MM, 30MM SLOT WHITE	2000	30	110	4	WHITE	PCS	1
PWD301610	RETRACTING LINEAR DIFFUSER IN ALUMINIUM WITH DAMPER, INSULATED PLENUM AND CENTRAL BAFFLE L2000MM, 30MM BLACK	2000	30	110	4	BLACK	PCS	1

**LINEAR RETRACTING DIFFUSER IN ANTI-CONDENSATE PVC WITH DAMPER, INSULATED PLENUM AND SIDE Baffles**

**TECHNICAL SPECIFICATIONS**

- Made of anti-condensate PVC plastic
- Available with 20 or 30 mm slot in black or white
- Plenum in coated galvanized sheet with closed cells
- Flammability rating V0
- Operating temperature: -30 C° + 60 C°
- Fastening by means of screws and brackets
- For wall / ceiling installation
- Inlet collars included in the package (not assembled)
- Built-in installation box for additional ducts and for MVHR
- The damper is used to control the required amount of air and can be calibrated using a screwdriver
- Possibility of inserting adjustable PVC baffles inside the profiles
- By changing the baffle direction it is possible to direct the air flow

**DIFFUSEUR LINÉAIRE ENCASTRÉ EN PVC ANTI-CONDENSATION AVEC RÉGISTRE, PLÉNUM ISOLÉ ET DÉFLECTEURS LATÉRAUX**

**CARACTÉRISTIQUES TECHNIQUES**

- Réalisé en plastique PVC anti-condensation
- Disponible avec fente de 20 ou 30 mm de couleur blanc ou noir
- Plénum fabriqué en tôle galvanisée revêtue de polyéthylène à cellules fermées
- Degré d'extinction V0
- Température de fonctionnement : -30 °C à 60 °C
- Fixation au moyen de vis et de supports
- Pour une installation murale ou au plafond
- Colliers d'entrée inclus dans l'emballage (non montés)
- Prédipositions pour des canalisations supplémentaires et pour VMC
- Le registre permet de réguler la quantité d'air souhaitée et il peut être réglé à l'aide d'un tournevis
- Possibilité d'insérer des déflecteurs réglables en PVC à l'intérieur des profilés
- En changeant la direction du déflecteur, il est possible d'orienter le flux d'air

**LINEARER UNTERPUTZ-DIFFUSOR AUS PVC MIT KONDENSATSCHUTZ MIT SCHIEBER, GEDÄMMTEM PLENUM UND SEITLICHEN STÖRKLAPPEN**

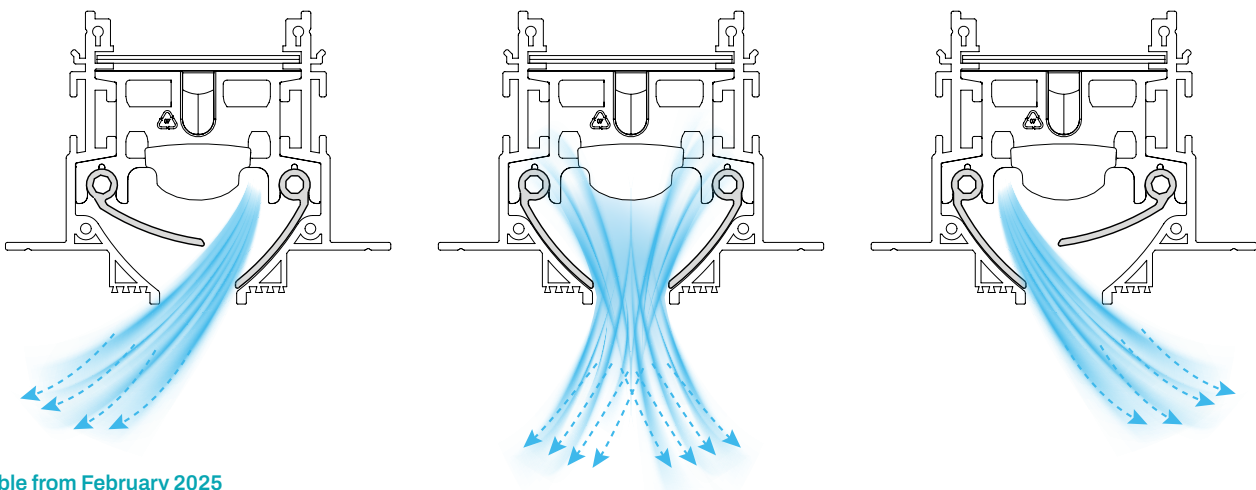
**TECHNISCHE EIGENSCHAFTEN**

- Gefertigt aus PVC-Kunststoff mit Kondensatschutz
- Verfügbar mit Schlitzfen von 20 oder 30 mm in weißer oder schwarzer Farbe
- Plenum aus verzinktem Blech mit Polyethylen-Beschichtung mit geschlossenen Zellen
- Flammenschutzgrad V0
- Betriebstemperatur: -30 C° + 60 C°
- Befestigung mittels Schrauben und Wandkonsolen
- Zur Wand- / Deckenmontage
- Einlaufkragen im Lieferumfang enthalten (nicht montiert)
- Installationskästen für zusätzliche Kanalisierungen und für KML
- Der Schieber ermöglicht es, die gewünschte Luftmenge einzustellen, und kann mit einem Schraubendreher kalibriert werden
- Möglicher Einsatz von verstellbaren Störklappe aus PVC in die Profile
- Durch Änderung der Störklappenrichtung kann der Luftstrom ausgerichtet werden

**PVC PLASTIC**



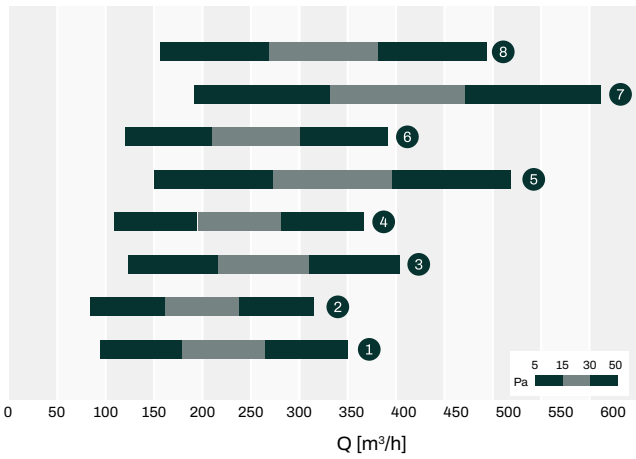
**EXAMPLE OF VERTICAL FLOW**



Available from February 2025

# RETRACTING LINEAR DELIVERY DIFFUSER IN ANTI-CONDENSATION PVC PLASTIC WITH DAMPER, INSULATED PLENUM AND SIDE BAFFLES

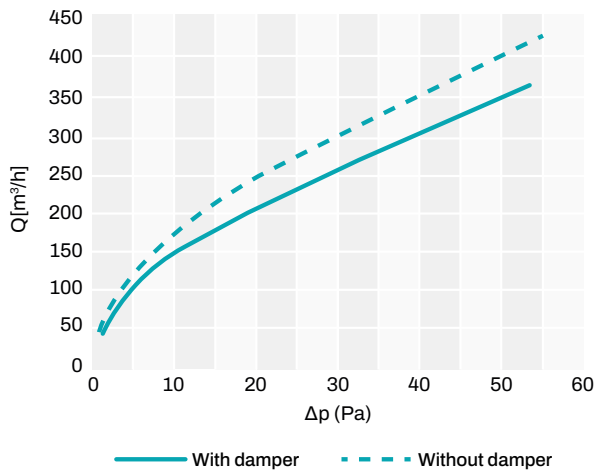
## QUICK SELECTION DIAGRAM



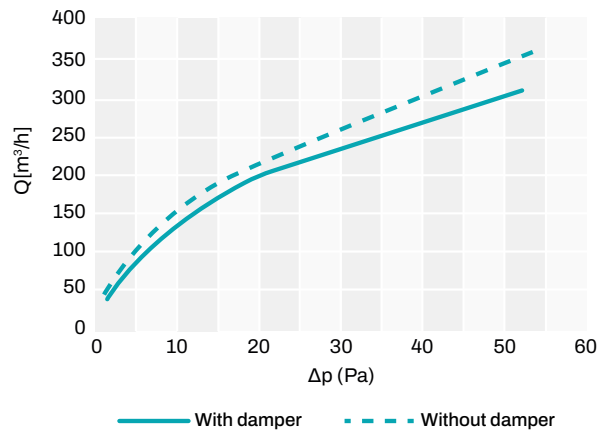
- 1 - 20 mm slot with damper, vertical baffles
- 2 - 20 mm slot with damper, tilted baffles
- 3 - 20 mm slot without damper, vertical baffles
- 4 - 20 mm slot without damper, tilted baffles
- 5 - 30 mm slot with damper, vertical baffles
- 6 - 30 mm slot with damper, tilted baffles
- 7 - 30 mm slot without damper, vertical baffles
- 8 - 30 mm slot without damper, tilted baffles

## LOAD CAPACITY AND PRESSURE DROP CURVES

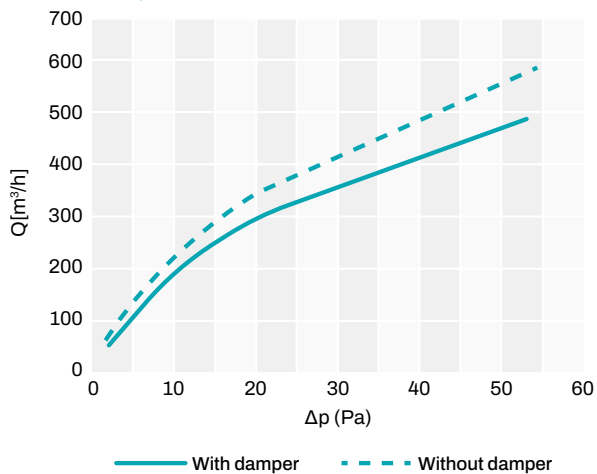
### 20 mm slot, vertical baffles



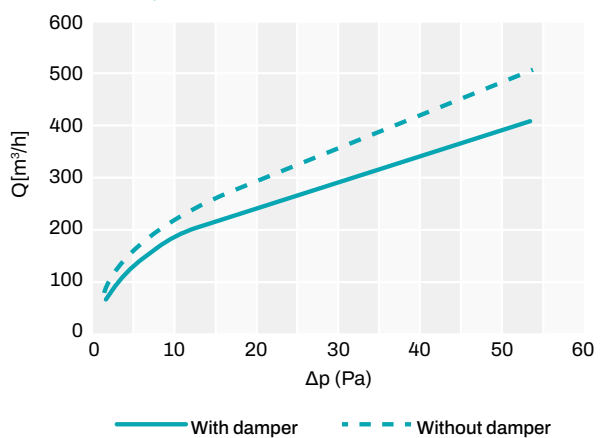
### 20 mm slot, tilted baffles



### 30 mm slot, vertical baffles

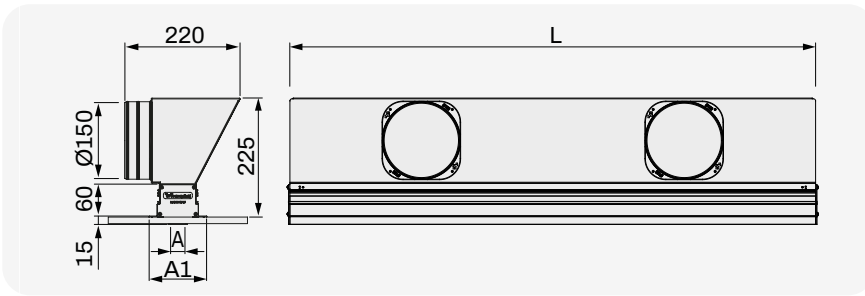


### 30 mm slot, tilted baffles




MODEL	Ak [m²]	Qv min [m³/h]	Qv max [m³/h]	Lwa min [dB(A)]	Lwa max [dB(A)]	DPmin [Pa]	DPmax [Pa]
20mm	0.02	155	350	32	46	10	50
30mm	0.03	210	465	33	47	10	50

The data in the table refers to exposed linear diffusers with a length of 1000 mm



Datasheet



CODE	DESCRIPTION	DIMENSIONS [mm]			COUPLING Ø150	COLOUR	U.M.	 Pieces per box
		L	A	A1				
PWD301410	RETRACTING LINEAR DIFFUSER IN ANTI-CONDENSATION PVC WITH DAMPER, INSULATED PLENUM AND CENTRAL BAFFLES L600MM, 20MM SLOT WHITE	600	20	100	1	WHITE	PCS	1
PWD301411	RETRACTING LINEAR DIFFUSER IN ANTI-CONDENSATION PVC WITH DAMPER, INSULATED PLENUM AND CENTRAL BAFFLES L600MM, 20MM SLOT BLACK	600	20	100	1	BLACK	PCS	1
PWD301418	RETRACTING LINEAR DIFFUSER IN ANTI-CONDENSATION PVC WITH DAMPER, INSULATED PLENUM AND CENTRAL BAFFLES L600MM, 30MM SLOT WHITE	600	30	110	1	WHITE	PCS	1
PWD301419	RETRACTING LINEAR DIFFUSER IN ANTI-CONDENSATION PVC WITH DAMPER, INSULATED PLENUM AND CENTRAL BAFFLES L600MM, 30MM SLOT BLACK	600	30	110	1	BLACK	PCS	1
PWD301426	RETRACTING LINEAR DIFFUSER IN ANTI-CONDENSATION PVC WITH DAMPER, INSULATED PLENUM AND CENTRAL BAFFLES L800MM, 20MM SLOT WHITE	800	20	100	2	WHITE	PCS	1
PWD301427	RETRACTING LINEAR DIFFUSER IN ANTI-CONDENSATION PVC WITH DAMPER, INSULATED PLENUM AND CENTRAL BAFFLES L800MM, 20MM SLOT BLACK	800	20	100	2	BLACK	PCS	1
PWD301434	RETRACTING LINEAR DIFFUSER IN ANTI-CONDENSATION PVC WITH DAMPER, INSULATED PLENUM AND CENTRAL BAFFLES L800MM, 30MM SLOT WHITE	800	30	110	2	WHITE	PCS	1
PWD301435	RETRACTING LINEAR DIFFUSER IN ANTI-CONDENSATION PVC WITH DAMPER, INSULATED PLENUM AND CENTRAL BAFFLES L800MM, 30MM SLOT BLACK	800	30	110	2	BLACK	PCS	1
PWD301442	RETRACTING LINEAR DIFFUSER IN ANTI-CONDENSATION PVC WITH DAMPER, INSULATED PLENUM AND CENTRAL BAFFLES L1000MM, 20MM SLOT WHITE	1000	20	100	2	WHITE	PCS	1
PWD301443	RETRACTING LINEAR DIFFUSER IN ANTI-CONDENSATION PVC WITH DAMPER, INSULATED PLENUM AND CENTRAL BAFFLES L1000MM, 20MM SLOT BLACK	1000	20	100	2	BLACK	PCS	1
PWD301450	RETRACTING LINEAR DIFFUSER IN ANTI-CONDENSATION PVC WITH DAMPER, INSULATED PLENUM AND CENTRAL BAFFLES L1000MM, 30MM SLOT WHITE	1000	30	110	2	WHITE	PCS	1
PWD301451	RETRACTING LINEAR DIFFUSER IN ANTI-CONDENSATION PVC WITH DAMPER, INSULATED PLENUM AND CENTRAL BAFFLES L1000MM, 30MM SLOT BLACK	1000	30	110	2	BLACK	PCS	1
PWD301458	RETRACTING LINEAR DIFFUSER IN ANTI-CONDENSATION PVC WITH DAMPER, INSULATED PLENUM AND CENTRAL BAFFLES L1500MM, 20MM SLOT WHITE	1500	20	100	3	WHITE	PCS	1
PWD301459	RETRACTING LINEAR DIFFUSER IN ANTI-CONDENSATION PVC WITH DAMPER, INSULATED PLENUM AND CENTRAL BAFFLES L1500MM, 20MM SLOT BLACK	1500	20	100	3	BLACK	PCS	1
PWD301466	RETRACTING LINEAR DIFFUSER IN ANTI-CONDENSATION PVC WITH DAMPER, INSULATED PLENUM AND CENTRAL BAFFLES L1500MM, 30MM SLOT WHITE	1500	30	110	3	WHITE	PCS	1
PWD301467	RETRACTING LINEAR DIFFUSER IN ANTI-CONDENSATION PVC WITH DAMPER, INSULATED PLENUM AND CENTRAL BAFFLES L1500MM, 30MM SLOT BLACK	1500	30	110	3	BLACK	PCS	1
PWD301474	RETRACTING LINEAR DIFFUSER IN ANTI-CONDENSATION PVC WITH DAMPER, INSULATED PLENUM AND CENTRAL BAFFLES L2000MM, 20MM SLOT WHITE	2000	20	100	4	WHITE	PCS	1
PWD301475	RETRACTING LINEAR DIFFUSER IN ANTI-CONDENSATION PVC WITH DAMPER, INSULATED PLENUM AND CENTRAL BAFFLES L2000MM, 20MM SLOT BLACK	2000	20	100	4	BLACK	PCS	1
PWD301482	RETRACTING LINEAR DIFFUSER IN ANTI-CONDENSATION PVC WITH DAMPER, INSULATED PLENUM AND CENTRAL BAFFLES L2000MM, 30MM SLOT WHITE	2000	30	110	4	WHITE	PCS	1
PWD301483	RETRACTING LINEAR DIFFUSER IN ANTI-CONDENSATION PVC WITH DAMPER, INSULATED PLENUM AND CENTRAL BAFFLES L2000MM, 30MM SLOT BLACK	2000	30	110	4	BLACK	PCS	1

**LINEAR RETRACTING DIFFUSER IN ALUMINIUM WITH DAMPER, INSULATED PLENUM AND SIDE BAFFLES**

**TECHNICAL SPECIFICATIONS**

- Made of aluminium, matt white or black
- Fastening by means of screws and brackets
- For wall / ceiling installation
- Polyethylene-coated plenum with closed cells
- Continuity kit can be purchased separately
- Inlet collars included in the package (not assembled)
- Built-in installation box for additional ducts and for MVHR
- The damper is used to control the required amount of air and can be calibrated using a screwdriver

**DIFFUSEUR LINÉAIRE ENCASTRÉ EN ALUMINIUM AVEC REGISTRE, PLÉNUM ISOLÉ ET DÉFLECTEURS LATÉRAUX**

**CARACTÉRISTIQUES TECHNIQUES**

- Réalisé en aluminium de couleur blanc ou noir
- Fixation au moyen de vis et de supports
- Pour une installation murale ou au plafond
- Plénum revêtu de polyéthylène à cellules fermées
- Kit de continuité pouvant être acheté séparément
- Colliers d'entrée inclus dans l'emballage (non montés)
- Prédpositions pour des canalisations supplémentaires et pour VMC
- Le registre permet de réguler la quantité d'air souhaitée et il peut être réglé à l'aide d'un tournevis

**LINEARER UNTERPUTZ-DIFFUSOR AUS ALUMINIUM MIT SCHIEBER, GEDÄMMTEM PLENUM UND SEITLICHEN STÖRK-LAPPEN**

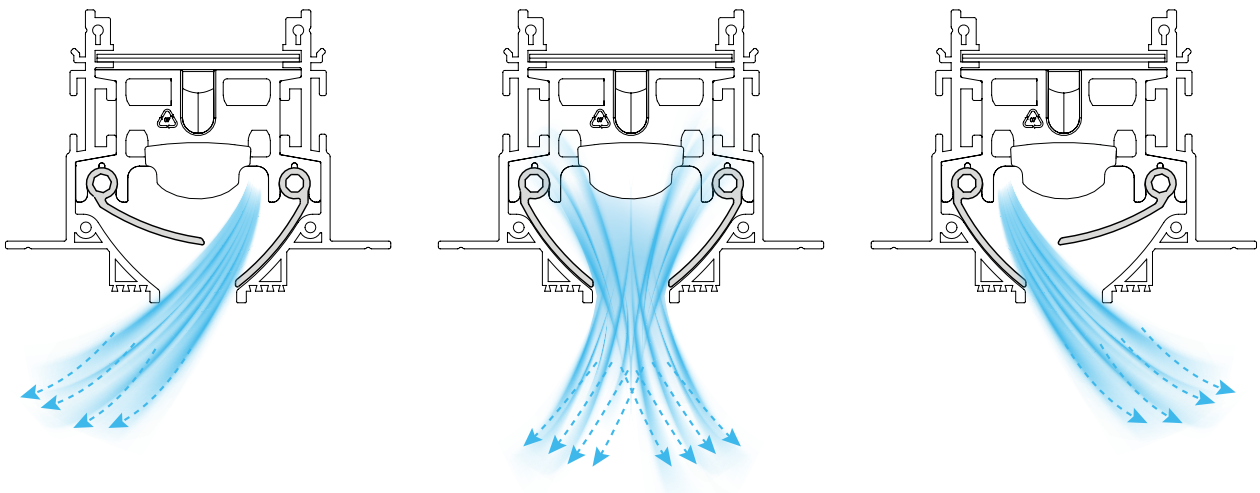
**TECHNISCHE EIGENSCHAFTEN**

- Gefertigt aus weißem oder schwarzem Aluminium
- Befestigung mittels Schrauben und Wandkonsolen
- Zur Wand- / Deckenmontage
- Plenum mit Polyethylen-Beschichtung mit geschlossenen Zellen
- Notstrom-Satz, separat erhältlich
- Einlaufkragen im Lieferumfang enthalten (nicht montiert)
- Installationskästen für zusätzliche Kanalisationen und für KML
- Der Schieber ermöglicht es, die gewünschte Luftmenge einzustellen, und kann mit einem Schraubendreher kalibriert werden

**ALUMINIUM**



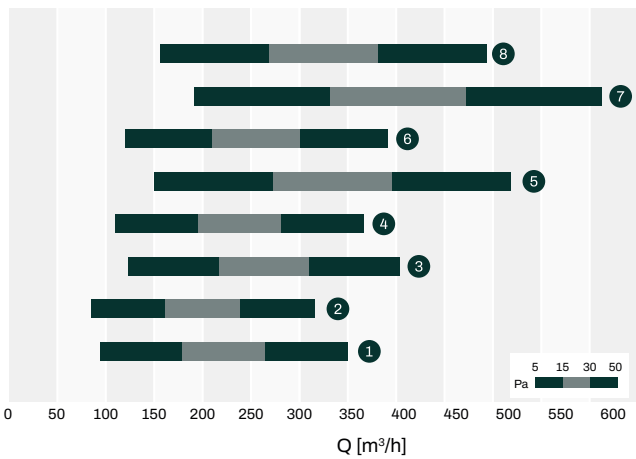
**EXAMPLE OF VERTICAL FLOW**





# RETRACTING LINEAR DELIVERY DIFFUSER IN ALUMINIUM WITH DAMPER, INSULATED PLENUM AND SIDE BAFFLES

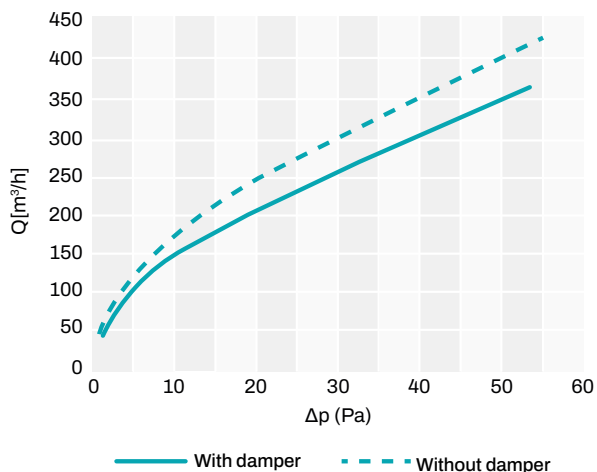
## QUICK SELECTION DIAGRAM



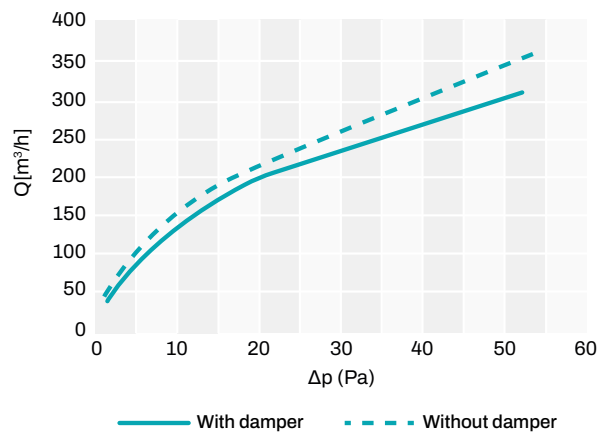
- 1 - 20 mm slot with damper, vertical baffles
- 2 - 20 mm slot with damper, tilted baffles
- 3 - 20 mm slot without damper, vertical baffles
- 4 - 20 mm slot without damper, tilted baffles
- 5 - 30 mm slot with damper, vertical baffles
- 6 - 30 mm slot with damper, tilted baffles
- 7 - 30 mm slot without damper, vertical baffles
- 8 - 30 mm slot without damper, tilted baffles

## LOAD CAPACITY AND PRESSURE DROP CURVES

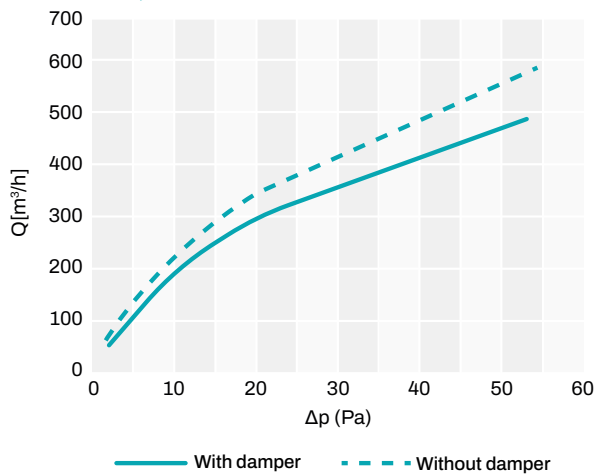
### 20 mm slot, vertical baffles



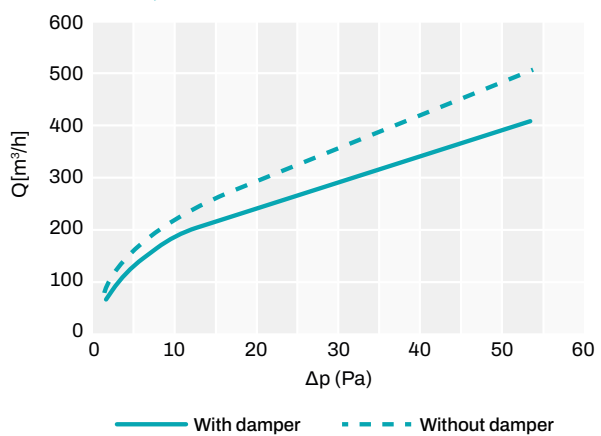
### 20 mm slot, tilted baffles



### 30 mm slot, vertical baffles

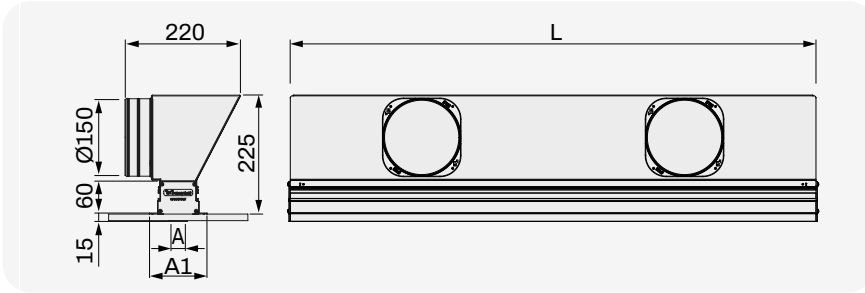



### 30 mm slot, tilted baffles



MODEL	Ak [m²]	Qv min [m³/h]	Qv max [m³/h]	Lwa min [dB(A)]	Lwa max [dB(A)]	DPmin [Pa]	DP max [Pa]
20mm	0.02	155	350	32	46	10	50
30mm	0.03	210	465	33	47	10	50

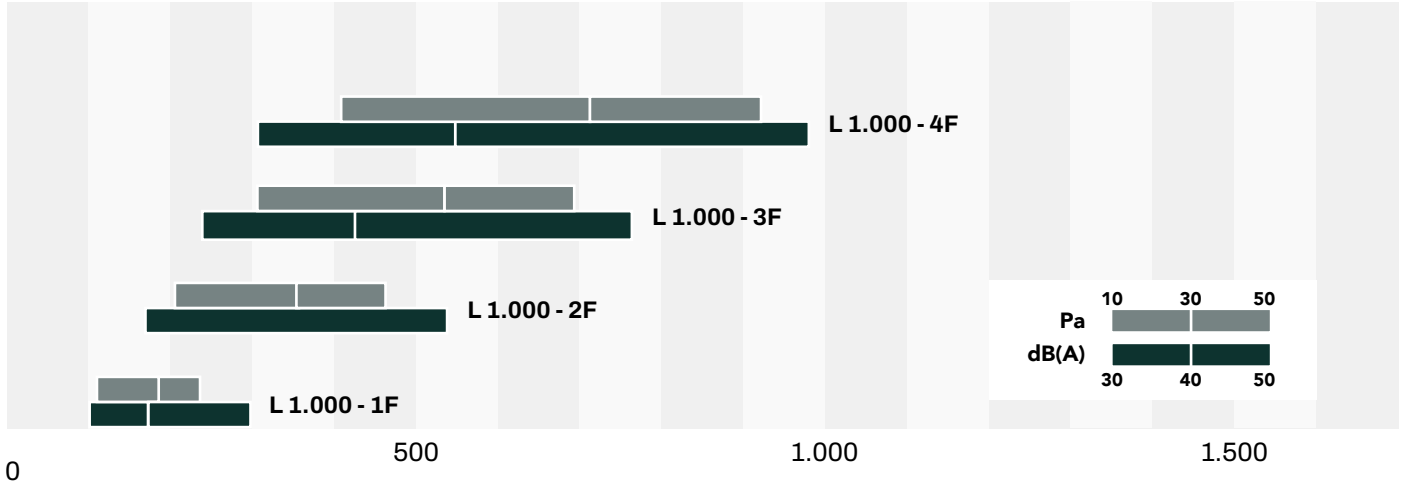
The data in the table refers to exposed linear diffusers with a length of 1000 mm



CODE	DESCRIPTION	DIMENSIONS [mm]			COUPLING Ø150	COLOUR	U.M.	 Pieces per box
		L	A	A1				
PWD301535	RETRACTING LINEAR DIFFUSER IN ALUMINIUM WITH DAMPER, INSULATED PLENUM AND SIDE BAFFLES L600MM, 20MM SLOT WHITE	600	20	100	1	WHITE	PCS	1
PWD301536	RETRACTING LINEAR DIFFUSER IN ALUMINIUM WITH DAMPER, INSULATED PLENUM AND SIDE BAFFLES L600MM, 20MM BLACK	600	20	100	1	BLACK	PCS	1
PWD301543	RETRACTING LINEAR DIFFUSER IN ALUMINIUM WITH DAMPER, INSULATED PLENUM AND SIDE BAFFLES L600MM, 30MM SLOT WHITE	600	30	110	1	WHITE	PCS	1
PWD301544	RETRACTING LINEAR DIFFUSER IN ALUMINIUM WITH DAMPER, INSULATED PLENUM AND SIDE BAFFLES L600MM, 30MM BLACK	600	30	110	1	BLACK	PCS	1
PWD301551	RETRACTING LINEAR DIFFUSER IN ALUMINIUM WITH DAMPER, INSULATED PLENUM AND SIDE BAFFLES L800MM, 20MM SLOT WHITE	800	20	100	2	WHITE	PCS	1
PWD301552	RETRACTING LINEAR DIFFUSER IN ALUMINIUM WITH DAMPER, INSULATED PLENUM AND SIDE BAFFLES L800MM, 20MM BLACK	800	20	100	2	BLACK	PCS	1
PWD301559	RETRACTING LINEAR DIFFUSER IN ALUMINIUM WITH DAMPER, INSULATED PLENUM AND SIDE BAFFLES L800MM, 30MM SLOT WHITE	800	30	110	2	WHITE	PCS	1
PWD301560	RETRACTING LINEAR DIFFUSER IN ALUMINIUM WITH DAMPER, INSULATED PLENUM AND SIDE BAFFLES L800MM, 30MM BLACK	800	30	110	2	BLACK	PCS	1
PWD301567	RETRACTING LINEAR DIFFUSER IN ALUMINIUM WITH DAMPER, INSULATED PLENUM AND SIDE BAFFLES L1000MM, 20MM SLOT WHITE	1000	20	100	2	WHITE	PCS	1
PWD301568	RETRACTING LINEAR DIFFUSER IN ALUMINIUM WITH DAMPER, INSULATED PLENUM AND SIDE BAFFLES L1000MM, 20MM BLACK	1000	20	100	2	BLACK	PCS	1
PWD301575	RETRACTING LINEAR DIFFUSER IN ALUMINIUM WITH DAMPER, INSULATED PLENUM AND SIDE BAFFLES L1000MM, 30MM SLOT WHITE	1000	30	110	2	WHITE	PCS	1
PWD301576	RETRACTING LINEAR DIFFUSER IN ALUMINIUM WITH DAMPER, INSULATED PLENUM AND SIDE BAFFLES L1000MM, 30MM BLACK	1000	30	110	2	BLACK	PCS	1
PWD301583	RETRACTING LINEAR DIFFUSER IN ALUMINIUM WITH DAMPER, INSULATED PLENUM AND SIDE BAFFLES L1500MM, 20MM SLOT WHITE	1500	20	100	3	WHITE	PCS	1
PWD301584	RETRACTING LINEAR DIFFUSER IN ALUMINIUM WITH DAMPER, INSULATED PLENUM AND SIDE BAFFLES L1500MM, 20MM BLACK	1500	20	100	3	BLACK	PCS	1
PWD301591	RETRACTING LINEAR DIFFUSER IN ALUMINIUM WITH DAMPER, INSULATED PLENUM AND SIDE BAFFLES L1500MM, 30MM SLOT WHITE	1500	30	110	3	WHITE	PCS	1
PWD301592	RETRACTING LINEAR DIFFUSER IN ALUMINIUM WITH DAMPER, INSULATED PLENUM AND SIDE BAFFLES L1500MM, 30MM BLACK	1500	30	110	3	BLACK	PCS	1
PWD301599	RETRACTING LINEAR DIFFUSER IN ALUMINIUM WITH DAMPER, INSULATED PLENUM AND SIDE BAFFLES L2000MM, 20MM SLOT WHITE	2000	20	100	4	WHITE	PCS	1
PWD301600	RETRACTING LINEAR DIFFUSER IN ALUMINIUM WITH DAMPER, INSULATED PLENUM AND SIDE BAFFLES L2000MM, 20MM BLACK	2000	20	100	4	BLACK	PCS	1
PWD301607	RETRACTING LINEAR DIFFUSER IN ALUMINIUM WITH DAMPER, INSULATED PLENUM AND SIDE BAFFLES L2000MM, 30MM SLOT WHITE	2000	30	110	4	WHITE	PCS	1
PWD301608	RETRACTING LINEAR DIFFUSER IN ALUMINIUM WITH DAMPER, INSULATED PLENUM AND SIDE BAFFLES L2000MM, 30MM BLACK	2000	30	110	4	BLACK	PCS	1

# TECHINICAL FEATURES AND AIR FLOW RATE

## RAPID AIR FLOW RATE SELECTION



Example for linear diffusers L=1.000 mm

## SELECTION TABLE

MODEL	Ak [m²]	Q [m³/h]		Lwa [dB(A)]		X(0,25) [m]		Dpt* [Pa]	
		min	max	min	max	min	max	min	max
L 1.000 - 1F	0,00959	100	230	32	46	3,1	6,9	10	50
L 1.000 - 2F	0,01930	200	460	33	47	4,1	9,2	10	50
L 1.000 - 3F	0,02901	300	690	34	48	4,8	11,0	10	50
L 1.000 - 4F	0,03872	410	930	35	49	5,6	12,5	10	50

Example for linear diffusers L=1.000 mm

The air flow rates indicated in the table above refer to a 1-metre long diffuser. To calculate the average air flow rate for a diffuser that is more or less than a metre long, use the following calculation:

**DIFFUSER 1 MT / 1 SLOT => Q RIF = 100 M³/H**

### Example 1:


for 1 diffuser 0,80 m / 1 slot => Q L = 100 x 0,8 = 80 m³/h


### Example 2:


for 1 diffuser 1,5 m / 1 slot => Q L = 100 x 1,5 = 150 m³/h

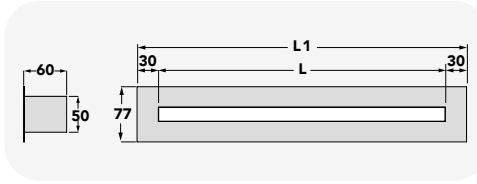
**LEGEND:**  
Q L = Q RIF x L

Q L = Flow rate to calculate  
Q RIF = Flow rate for 1 m length  
L = Diffuser length

 **LINEAR DIFFUSER WITH 1 SLOT SHUTTER IN ANODISED ALUMINIUM - WHITE PAINTED ALUMINIUM RAL 9016**

 **DIFFUSEUR LINÉAIRE AVEC REGISTRE À 1 FENTE EN ALUMINIUM ANODISÉ - ALUMINIUM PEINT BLANC RAL 9016**

 **LINEARDIFFUSOR MIT KLAPPE MIT 1 SCHLITZ AUS ELOXIERTEM ALUMINIUM - WEISS LACKIERTES ALUMINIUM RAL 9016**




For air flow rate see page 113


For the plenums see page 90


CODE	DESCRIPTION	L1 [mm]	U.M.	 Pieces per box
PWC300007	1 SLOT LINEAR DIFFUSER WITH DAMPER IN PAINTED ALUMINIUM L.600	660	PCS	1
PWC300008	1 SLOT LINEAR DIFFUSER WITH DAMPER IN ANODISED ALUMINIUM L.600	660	PCS	1
PWC300009	1 SLOT LINEAR DIFFUSER WITH DAMPER IN PAINTED ALUMINIUM L.800	860	PCS	1
PWC300010	1 SLOT LINEAR DIFFUSER WITH DAMPER IN ANODISED ALUMINIUM L.800	860	PCS	1
PWC300011	1 SLOT LINEAR DIFFUSER WITH DAMPER IN PAINTED ALUMINIUM L.1000	1060	PCS	1
PWC300012	1 SLOT LINEAR DIFFUSER WITH DAMPER IN ANODISED ALUMINIUM L.1000	1060	PCS	1
PWC300013	1 SLOT LINEAR DIFFUSER WITH DAMPER IN PAINTED ALUMINIUM L.1500	1560	PCS	1
PWC300014	1 SLOT LINEAR DIFFUSER WITH DAMPER IN ANODISED ALUMINIUM L.1500	1560	PCS	1
PWC300015	1 SLOT LINEAR DIFFUSER WITH DAMPER IN PAINTED ALUMINIUM L.2000	2060	PCS	1
PWC300016	1 SLOT LINEAR DIFFUSER WITH DAMPER IN ANODISED ALUMINIUM L.2000	2060	PCS	1

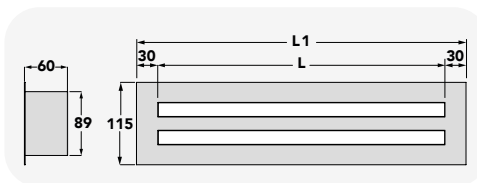
Datasheet



 **LINEAR DIFFUSER WITH 2 SLOT SHUTTER IN ANODISED ALUMINIUM - WHITE PAINTED ALUMINIUM RAL 9016**


 **DIFFUSEUR LINÉAIRE AVEC REGISTRE À 2 FENTES EN ALUMINIUM ANODISÉ - ALUMINIUM PEINT BLANC RAL 9016**

 **LINEARDIFFUSOR MIT KLAPPE MIT 2 SCHLITZEN AUS ELOXIERTEM ALUMINIUM - WEISS LACKIERTES ALUMINIUM RAL 9016**



For air flow rate see page 113

For the plenums see page 90

CODE	DESCRIPTION	L1 [mm]	U.M.	 Pieces per box
PWC300017	2 SLOTS LINEAR DIFFUSER WITH DAMPER IN PAINTED ALUMINIUM L.600	660	PCS	1
PWC300018	2 SLOTS LINEAR DIFFUSER WITH DAMPER IN ANODISED ALUMINIUM L.600	660	PCS	1
PWC300019	2 SLOTS LINEAR DIFFUSER WITH DAMPER IN PAINTED ALUMINIUM L.800	860	PCS	1
PWC300020	2 SLOTS LINEAR DIFFUSER WITH DAMPER IN ANODISED ALUMINIUM L.800	860	PCS	1
PWC300021	2 SLOTS LINEAR DIFFUSER WITH DAMPER IN PAINTED ALUMINIUM L.1000	1060	PCS	1
PWC300022	2 SLOTS LINEAR DIFFUSER WITH DAMPER IN ANODISED ALUMINIUM L.1000	1060	PCS	1
PWC300023	2 SLOTS LINEAR DIFFUSER WITH DAMPER IN PAINTED ALUMINIUM L.1500	1560	PCS	1
PWC300024	2 SLOTS LINEAR DIFFUSER WITH DAMPER IN ANODISED ALUMINIUM L.2000	1560	PCS	1
PWC300025	2 SLOTS LINEAR DIFFUSER WITH DAMPER IN PAINTED ALUMINIUM L.2000	2060	PCS	1
PWC300026	2 SLOTS LINEAR DIFFUSER WITH DAMPER IN ANODISED ALUMINIUM	2060	PCS	1

Datasheet





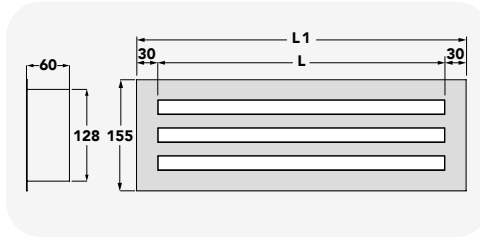
**LINEAR DIFFUSER WITH 3 SLOT SHUTTER IN ANODISED ALUMINIUM - WHITE PAINTED ALUMINIUM RAL 9016**



**DIFFUSEUR LINÉAIRE AVEC REGISTRE À 3 FENTES EN ALUMINIUM ANODISÉ - ALUMINIUM PEINT BLANC RAL 9016**



**LINEARDIFFUSOR MIT KLAPPE MIT 3 SCHLITZEN AUS ELOXIERTEM ALUMINIUM - WEISS LACKIERTES ALUMINIUM RAL 9016**



For air flow rate see page 113

For the plenums see page 91

CODE	DESCRIPTION	L1 [mm]	U.M.	Pieces per box
PWC300027	3-SLOT LINEAR DIFFUSER IN WHITE PAINTED ALUMINIUM 600mm	660	PCS	1
PWC300028	3-SLOT LINEAR DIFFUSER IN ANODISED ALUMINIUM 600mm	660	PCS	1
PWC300029	3-SLOT LINEAR DIFFUSER IN WHITE PAINTED ALUMINIUM 800mm	860	PCS	1
PWC300030	3-SLOT LINEAR DIFFUSER IN ANODISED ALUMINIUM 800mm	860	PCS	1
PWC300031	3-SLOT LINEAR DIFFUSER IN WHITE PAINTED ALUMINIUM 1000mm	1060	PCS	1
PWC300032	3-SLOT LINEAR DIFFUSER IN ANODISED ALUMINIUM 1000mm	1060	PCS	1
PWC300033	3-SLOT LINEAR DIFFUSER IN WHITE PAINTED ALUMINIUM 1500mm	1560	PCS	1
PWC300034	3-SLOT LINEAR DIFFUSER IN ANODISED ALUMINIUM 1500mm	1560	PCS	1
PWC300035	3-SLOT LINEAR DIFFUSER IN WHITE PAINTED ALUMINIUM 2000mm	2060	PCS	1
PWC300036	3-SLOT LINEAR DIFFUSER IN ANODISED ALUMINIUM 2000mm	2060	PCS	1

Datasheet



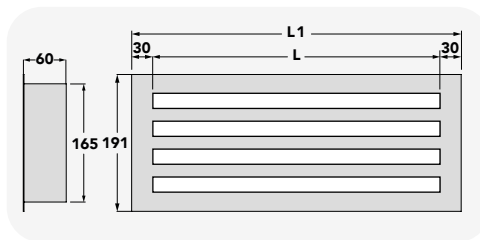
**LINEAR DIFFUSER WITH 4 SLOT SHUTTER IN ANODISED ALUMINIUM - WHITE PAINTED ALUMINIUM RAL 9016**



**DIFFUSEUR LINÉAIRE AVEC REGISTRE À 4 FENTES EN ALUMINIUM ANODISÉ - ALUMINIUM PEINT BLANC RAL 9016**



**LINEARDIFFUSOR MIT KLAPPE MIT 4 SCHLITZEN AUS ELOXIERTEM ALUMINIUM - WEISS LACKIERTES ALUMINIUM RAL 9016**



For air flow rate see page 113

For the plenums see page 91

CODE	DESCRIPTION	L1 [mm]	U.M.	Pieces per box
PWC300037	4-SLOT LINEAR DIFFUSER IN WHITE PAINTED ALUMINIUM 600mm	660	PCS	1
PWC300038	4-SLOT LINEAR DIFFUSER IN ANODISED ALUMINIUM 600mm	660	PCS	1
PWC300039	4-SLOT LINEAR DIFFUSER IN WHITE PAINTED ALUMINIUM 800mm	860	PCS	1
PWC300040	4-SLOT LINEAR DIFFUSER IN ANODISED ALUMINIUM 800mm	860	PCS	1
PWC300041	4-SLOT LINEAR DIFFUSER IN WHITE PAINTED ALUMINIUM 1000mm	1060	PCS	1
PWC300042	4-SLOT LINEAR DIFFUSER IN ANODISED ALUMINIUM 1000mm	1060	PCS	1
PWC300043	4-SLOT LINEAR DIFFUSER IN WHITE PAINTED ALUMINIUM 1500mm	1560	PCS	1
PWC300044	4-SLOT LINEAR DIFFUSER IN ANODISED ALUMINIUM 1500mm	1560	PCS	1
PWC300045	4-SLOT LINEAR DIFFUSER IN WHITE PAINTED ALUMINIUM 2000mm	2060	PCS	1
PWC300046	4-SLOT LINEAR DIFFUSER IN ANODISED ALUMINIUM 2000mm	2060	PCS	1

Datasheet







**SINGLE SLIT RETRACTABLE  
LINEAR DIFFUSER WITH  
DEFLECTOR AND DAMPER  
COMPLETE WITH INSULATED  
PLENUM**

**TECHNICAL SPECIFICATIONS**

- Polyethylene coated galvanized sheet plenum with closed cells (sp.3mm)
- Diffuser in galvanized metal sheet, painted in the visible parts
- Sliding damper included
- Ideal for ceiling installations
- Suitable for air delivery and intake
- Air inlet clamps pre-assembled as per table
- Provision of standard VMC conducted connections on the Plenum

**HIDDEN AND FRAMELESS**



**DIFFUSEUR LINÉAIRE  
ESCAMOTABLE À SIMPLE  
FENTE AVEC DÉFLECTEUR  
ET VOLET AVEC PLENUM  
ISOLÉ**

**CARACTÉRISTIQUES TECHNIQUES**

- Plenum en tôle galvanisée revêtue de polyéthylène à cellules fermées (sp.3mm)
- Diffuseur en tôle galvanisée, peint dans les parties visibles
- Volet coulissant inclus
- Idéal pour les installations de plafond
- Convient pour le soufflage et le retour d'air
- Colliers d'entrée d'air pré-montés selon tabellav
- Préparation des attaques VMC de série sur le Plenum

**RÉTRACTABLE SANS CADRE**




**LINEARER DIFFUSOR MIT EIN-  
KLAPPBARER ÖFFNUNG MIT  
LEITBLECH UND KLAPPE MIT  
ISOLIERTEM PLENUM**

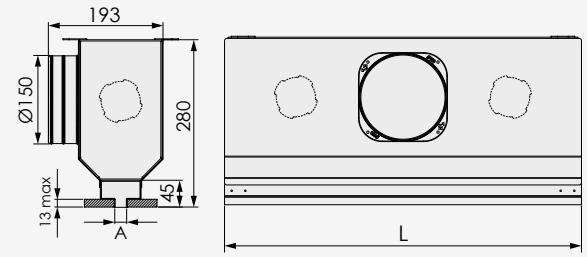
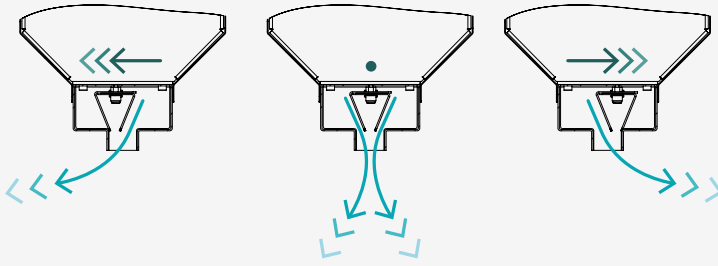
**TECHNISCHE EIGENSCHAFTEN**

- Anschlusskasten aus verzinktem Blech mit Polyethylen-Beschichtung in geschlossenen Zellen (sp.3mm)
- Diffusor aus verzinktem Blech, in den sichtbaren Teilen lackiert
- Schiebeklappe inklusive
- Ideal für Deckeninstallationen
- Geeignet für Luftzufuhr und -ableitung
- Lufteinlassbänder vormontiert gemäss Tabelle
- Vorbereitung KWL-geführte Anschlüsse serienmäßig am Plenum

**FLÄCHENBÜNDIG MONTIERT,  
OHNE RAHMEN**



## AIR BAFFLE OPERATING MODES



Datasheet




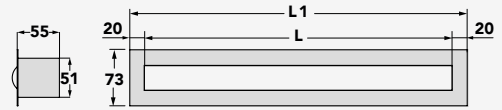
CODE	DESCRIPTION	DIMENSIONS		NO. COUPLERS	Q [m³/h]	U.M.	 Pieces per 1 box
		A [mm]	L [mm]				
PWD301360	LINEAR SINGLE-HEADLINEAR DIFFUSER WITH DEFLECTOR AND SHUTTER COMPLETE WITH COATED PLENUM L600x20mm WHITE	20	600	1	165	PCS	1
PWD301361*	LINEAR SINGLE-HEADLINEAR DIFFUSER WITH DEFLECTOR AND SHUTTER COMPLETE WITH COATED PLENUM L800x20mm WHITE	20	800	2	220	PCS	1
PWD301362	LINEAR SINGLE-HEADLINEAR DIFFUSER WITH DEFLECTOR AND SHUTTER COMPLETE WITH COATED PLENUM L1000x20mm WHITE	20	1000	2	275	PCS	1
PWD301363*	LINEAR SINGLE-HEADLINEAR DIFFUSER WITH DEFLECTOR AND SHUTTER COMPLETE WITH COATED PLENUM L1500x20mm WHITE	20	1500	3	410	PCS	1
PWD301364*	LINEAR SINGLE-HEADLINEAR DIFFUSER WITH DEFLECTOR AND SHUTTER COMPLETE WITH COATED PLENUM L2000x20mm WHITE	20	2000	4	550	PCS	1
PWD301365*	LINEAR SINGLE-HEADLINEAR DIFFUSER WITH DEFLECTOR AND SHUTTER COMPLETE WITH COATED PLENUM L600x30mm WHITE	30	600	1	195	PCS	1
PWD301366*	LINEAR SINGLE-HEADLINEAR DIFFUSER WITH DEFLECTOR AND SHUTTER COMPLETE WITH COATED PLENUM L800x30mm WHITE	30	800	2	260	PCS	1
PWD301367*	LINEAR SINGLE-HEADLINEAR DIFFUSER WITH DEFLECTOR AND SHUTTER COMPLETE WITH COATED PLENUM L1000x30mm WHITE	30	1000	2	325	PCS	1
PWD301368*	LINEAR SINGLE-HEADLINEAR DIFFUSER WITH DEFLECTOR AND SHUTTER COMPLETE WITH COATED PLENUM L1500x30mm WHITE	30	1500	3	480	PCS	1
PWD301369*	LINEAR SINGLE-HEADLINEAR DIFFUSER WITH DEFLECTOR AND SHUTTER COMPLETE WITH COATED PLENUM L2000x30mm WHITE	30	2000	4	650	PCS	1
PWD301370	LINEAR SINGLE-HEADLINEAR DIFFUSER WITH DEFLECTOR AND SHUTTER COMPLETE WITH COATED PLENUM L600x20mm - BLACK	20	600	1	165	PCS	1
PWD301371*	LINEAR SINGLE-HEADLINEAR DIFFUSER WITH DEFLECTOR AND SHUTTER COMPLETE WITH COATED PLENUM L800x20mm - BLACK	20	800	2	220	PCS	1
PWD301372	LINEAR SINGLE-HEADLINEAR DIFFUSER WITH DEFLECTOR AND SHUTTER COMPLETE WITH COATED PLENUM L1000x20mm - BLACK	20	1000	2	275	PCS	1
PWD301373*	LINEAR SINGLE-HEADLINEAR DIFFUSER WITH DEFLECTOR AND SHUTTER COMPLETE WITH COATED PLENUM L1500x20mm - BLACK	20	1500	3	410	PCS	1
PWD301374*	LINEAR SINGLE-HEADLINEAR DIFFUSER WITH DEFLECTOR AND SHUTTER COMPLETE WITH COATED PLENUM L2000x20mm - BLACK	20	2000	4	550	PCS	1
PWD301375*	LINEAR SINGLE-HEADLINEAR DIFFUSER WITH DEFLECTOR AND SHUTTER COMPLETE WITH COATED PLENUM L600x30mm - BLACK	30	600	1	195	PCS	1
PWD301376*	LINEAR SINGLE-HEADLINEAR DIFFUSER WITH DEFLECTOR AND SHUTTER COMPLETE WITH COATED PLENUM L800x30mm - BLACK	30	800	2	260	PCS	1
PWD301377*	LINEAR SINGLE-HEADLINEAR DIFFUSER WITH DEFLECTOR AND SHUTTER COMPLETE WITH COATED PLENUM L1000x30mm - BLACK	30	1000	2	325	PCS	1
PWD301378*	LINEAR SINGLE-HEADLINEAR DIFFUSER WITH DEFLECTOR AND SHUTTER COMPLETE WITH COATED PLENUM L1500x30mm - BLACK	30	1500	3	480	PCS	1
PWD301379*	LINEAR SINGLE-HEADLINEAR DIFFUSER WITH DEFLECTOR AND SHUTTER COMPLETE WITH COATED PLENUM L2000x30mm - BLACK	30	2000	4	650	PCS	1


\* models available only on request

 **LINEAR DIFFUSER WITH ROTARY DEFLECTOR 1 SLOT IN WHITE PAINTED ALUMINIUM RAL 9016**

 **DIFFUSEUR LINÉAIRE AVEC DÉFLECTEUR ROTATIF 1 FENTE EN ALUMINIUM PEINT BLANC RAL 9016**

 **LINEARDIFFUSOR MIT ROTATIONSDEFLEKTOR MIT 1 SCHLITZ WEISS LACKIERTEM ALUMINIUM RAL 9016**





CODE	DESCRIPTION	COLOUR	L	L1	AIR FLOW MIN/MAX [m³/h]	U.M.	 Pieces per box
			[mm]	[mm]			
PWC300047	1 SLOT LINEAR DIFFUSER WITH ROTARY DEFLECTOR IN WHITE PAINTED ALUMINIUM L. 600	WHITE	600	640	48 / 132	PCS	1
PWC300048	1 SLOT LINEAR DIFFUSER WITH ROTARY DEFLECTOR IN WHITE PAINTED ALUMINIUM L. 800	WHITE	800	840	64 / 176	PCS	1
PWC300049	1 SLOT LINEAR DIFFUSER WITH ROTARY DEFLECTOR IN WHITE PAINTED ALUMINIUM L. 1000	WHITE	1000	1040	80 / 220	PCS	1
PWC300050	1 SLOT LINEAR DIFFUSER WITH ROTARY DEFLECTOR IN WHITE PAINTED ALUMINIUM L. 1500	WHITE	1500	1540	120 / 330	PCS	1
PWC300051	1 SLOT LINEAR DIFFUSER WITH ROTARY DEFLECTOR IN WHITE PAINTED ALUMINIUM L. 2000	WHITE	2000	2040	160 / 440	PCS	1

**Datasheet**



 **INSULATED PLENUM WITH UPPER COUPLER FOR LINEAR DIFFUSER WITH ROTARY DEFLECTOR 1 SLOT**

 **PLÉNUM ISOLÉ AVEC ATTACHE SUPÉRIEURE POUR DIFFUSEUR LINÉAIRE AVEC DÉFLECTEUR ROTATIF 1 FENTE**

 **ISOLIERTES PLENUM MIT OBEREM ANSCHLUSS FÜR LINEAREN DIFFUSOR MIT DREHABWEISER 1 SCHLITZ**

**TECHNICAL SPECIFICATIONS**

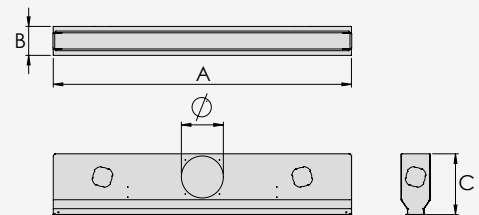
- Insulated galvanized sheet
- Outer closed cell polyethylene coating (thickness 3 mm)
- Collars supplied
- Screw kit for fastening the supplied linear diffuser


**CARACTÉRISTIQUES TECHNIQUES**

- Tôle galvanisée isolée
- Revêtement extérieur en polyéthylène à cellules fermées (épaisseur 3 mm)
- Colliers fournis
- Kit de vis pour la fixation du diffuseur linéaire fourni

**TECHNISCHE EIGENSCHAFTEN**

- Verzinktes Dämmblech
- Außenbeschichtung aus Polyethylen mit geschlossenen Zellen (Stärke 3 mm)
- Schellen im Lieferumfang enthalten
- Schraubensatz zur Befestigung des mitgelieferten linearen Luftdurchlasses




CODE	DESCRIPTION	DIMENSIONS			UPPER COLLAR N° COLL./MOD.	U.M.	 Pieces per box
		A [mm]	B [mm]	C [mm]			
PWD400342	INSULATED PLENUM WITH UPPER CONNECTION FOR LINEAR DIFFUSER WITH ROTARY DEFLECTOR 1 SLOT L.600	630	105	215	1 pc. / E5 (Ø150)	PCS	1
PWD400343	INSULATED PLENUM WITH UPPER CONNECTION FOR LINEAR DIFFUSER WITH ROTARY DEFLECTOR 1 SLOT L.800	830	105	215	1 pc. / E5 (Ø150)	PCS	1
PWD400344	INSULATED PLENUM WITH UPPER CONNECTION FOR LINEAR DIFFUSER WITH ROTARY DEFLECTOR 1 SLOT L.1000	1030	105	215	1 pc. / E5 (Ø150)	PCS	1
PWD400345	INSULATED PLENUM WITH UPPER CONNECTION FOR LINEAR DIFFUSER WITH ROTARY DEFLECTOR 1 SLOT L.1500	1530	105	215	1 pc. / E5 (Ø150)	PCS	1
PWD400346	INSULATED PLENUM WITH UPPER CONNECTION FOR LINEAR DIFFUSER WITH ROTARY DEFLECTOR 1 SLOT L.2000	2030	105	215	2 pc. / E5 (Ø150)	PCS	1


**Datasheet**

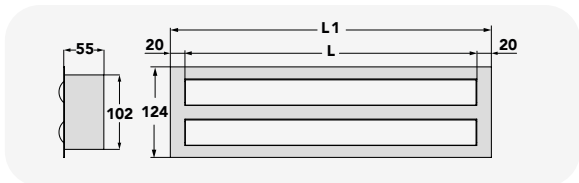


Side and rear collar on request at pag. 192 - N.B. if you use the back and lateral connection, it may happen that the diffuser is not working in a proper way.

 **LINEAR DIFFUSER WITH ROTARY DEFLECTOR 1 SLOT IN WHITE PAINTED ALUMINIUM RAL 9016**


 **DIFFUSEUR LINÉAIRE AVEC DÉFLECTEUR ROTATIF 1 FENTE EN ALUMINIUM PEINT BLANC RAL 9016**


 **LINEAR DIFFUSOR MIT ROTATIONSDEFLEKTOR MIT 1 SCHLITZ WEISS LACKIERTEM ALUMINIUM RAL 9016**




CODE	DESCRIPTION	COLOUR	L	L1	AIR FLOW MIN/MAX [m³/h]	U.M.	Pieces per box
			[mm]	[mm]			
PWC300052	2 SLOTS LINEAR DIFFUSER WITH ROTARY DEFLECTOR IN WHITE PAINTED ALUMINIUM L. 600	WHITE	600	640	111448 / 132	PCS	1
PWC300053	2 SLOTS LINEAR DIFFUSER WITH ROTARY DEFLECTOR IN WHITE PAINTED ALUMINIUM L. 800	WHITE	800	840	15264 / 176	PCS	1
PWC300054	2 SLOTS LINEAR DIFFUSER WITH ROTARY DEFLECTOR IN WHITE PAINTED ALUMINIUM L. 1000	WHITE	1000	1040	80 / 220	PCS	1
PWC300055	2 SLOTS LINEAR DIFFUSER WITH ROTARY DEFLECTOR IN WHITE PAINTED ALUMINIUM L. 1500	WHITE	1500	1540	285120 / 330	PCS	1
PWC300056	2 SLOTS LINEAR DIFFUSER WITH ROTARY DEFLECTOR IN WHITE PAINTED ALUMINIUM L. 2000	WHITE	2000	2040	380160 / 440	PCS	1



 **INSULATED PLENUM WITH UPPER COUPLER FOR LINEAR DIFFUSER WITH ROTARY DEFLECTOR 2 SLOTS**

 **PLÉNUM ISOLÉ AVEC ATTACHE SUPÉRIEURE POUR DIFFUSEUR LINÉAIRE AVEC DÉFLECTEUR ROTATIF 2 FENTES**

 **ISOLIERTES PLENUM MIT OBEREM ANSCHLUSS FÜR LINEAREN DIFFUSOR MIT DREHABWEISER 2 SCHLITZEN**

**TECHNICAL SPECIFICATIONS**

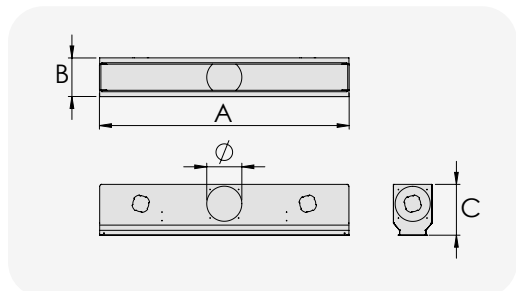

- Made of insulated galvanised metal sheet
- Outer closed cell polyethylene coating (thickness 3 mm)
- Collars supplied
- Screw kit for fastening the supplied linear diffuser

**CARACTÉRISTIQUES TECHNIQUES**

- Fabriqué en tôle galvanisée isolée
- Revêtement extérieur en polyéthylène à cellules fermées (épaisseur 3 mm)
- Colliers fournis
- Kit de vis pour la fixation du diffuseur linéaire fourni

**TECHNISCHE EIGENSCHAFTEN**

- Aus isoliertem verzinktem Blech
- Außenbeschichtung aus Polyethylen mit geschlossenen Zellen (Stärke 3 mm)
- Schellen im Lieferumfang enthalten
- Schraubensatz zur Befestigung des mitgelieferten linearen Luftdurchlasses



CODE	DESCRIPTION	DIMENSIONS			UPPER COLLAR	REAR COLLAR	SIDE COLLAR RT-LT	U.M.	Pieces per box
		A [mm]	B [mm]	C [mm]	N° COLL./MOD.	N° COLL./MOD.	N° COLL./MOD.		
PWD400347	INSULATED PLENUM WITH UPPER CONNECTION FOR LINEAR DIFFUSER WITH ROTARY DEFLECTOR 2 SLOTS L.600	630	165	215	1 PC E5 (Ø150)	1 PC E5 (Ø150)	1 PC E5 (Ø150)	PCS	1
PWD400348	INSULATED PLENUM WITH UPPER CONNECTION FOR LINEAR DIFFUSER WITH ROTARY DEFLECTOR 2 SLOTS L.800	830	165	215	1 PC E5 (Ø150)	1 PC E5 (Ø150)	1 PC E5 (Ø150)	PCS	1
PWD400349	INSULATED PLENUM WITH UPPER CONNECTION FOR LINEAR DIFFUSER WITH ROTARY DEFLECTOR 2 SLOTS L.1000	1030	165	215	1 PC E5 (Ø150)	1 PC E5 (Ø150)	1 PC E5 (Ø150)	PCS	1
PWD400350	INSULATED PLENUM WITH UPPER CONNECTION FOR LINEAR DIFFUSER WITH ROTARY DEFLECTOR 2 SLOTS L.1500	1530	165	215	2 PCS E5 (Ø150)	2 PCS E5 (Ø150)	1 PC E5 (Ø150)	PCS	1
PWD400351	INSULATED PLENUM WITH UPPER CONNECTION FOR LINEAR DIFFUSER WITH ROTARY DEFLECTOR 2 SLOTS L.2000	2030	165	215	2 PCS E5 (Ø150)	2 PCS E5 (Ø150)	1 PC E5 (Ø150)	PCS	1



Side and rear collar on request at pag. 192 - N.B. if you use the back and lateral connection, it may happen that the diffuser is not working in a proper way.



**CONTINUITY KIT FOR LINEAR DIFFUSORS**

**TECHNICAL SPECIFICATIONS**

- Ideal for attaching two linear diffusers
- Suitable for linear diffusers

**KIT DE CONTINUITÉ POUR DIFFUSEURS LINÉAIRES**

**CARACTÉRISTIQUES TECHNIQUES**

- Idéal pour fixer deux diffuseurs linéaires
- Convient pour les diffuseurs linéaires

**DURCHGANGSBAUSATZ FÜR LINEARE DIFFUSOREN**

**TECHNISCHE EIGENSCHAFTEN**

- Ideal zum Anbringen von zwei linearen Luftdiffusoren
- Geeignet für Linearluftdiffusoren



CODE	DESCRIPTION	U.M.	Pieces per box
PWC500027	CONTINUITY KIT FOR LINEAR DIFFUSER	KIT	1

**Datasheet**

**FILTRATION CLASS G2 POLYESTER FILTER ROLL**

**TECHNICAL SPECIFICATIONS**

- Polyester fibre
- Thickness 10 mm
- Grammage 100 g/m<sup>2</sup>
- Maximum operating temperature +100°C
- Gravimetric arrestance 71.1%
- Recommended traversing speed 1.5 m/s
- Dust capacity 489 g/m<sup>2</sup>
- EN 779:2012 G2 classification
- Primary filtration class
- Fire behaviour F1-DIN.53438

**ROULEAU FILTRANT EN POLYESTER DE CLASSE DE FILTRATION G2**

**CARACTÉRISTIQUES TECHNIQUES**

- Composition de fibres de polyester
- Épaisseur 10 mm
- Grammage 100 gr/m<sup>2</sup>
- Température maximale de fonctionnement +100°C
- Arrestation gravimétrique 71,1 %
- Vitesse de déplacement recommandée 1,5 m/s
- Capacité de stockage de la poussière 489 g/m<sup>2</sup>
- Classification EN 779:2012 G2
- Classe de filtration primaire
- Comportement à la flamme F1-DIN.53438

**POLYESTER-FILTERROLLE G2-FILTRATIONSKLASSE**

**TECHNISCHE EIGENSCHAFTEN**

- Polyesterfaserzusammensetzung
- Stärke 10 mm
- Grammatur 100 gr/m<sup>2</sup>
- Maximale Betriebstemperatur +100° C
- Gravimetrischer Wirkungsgrad 71,1%
- Empfohlene Verfahrensgeschwindigkeit 1,5 m/s
- Staubspeicherkapazität 489 gr/m<sup>2</sup>
- Klassifizierung EN 779:2012 G2
- Primäre Filterklasse
- Flammverhalten F1-DIN.53438



**APPLICATIONS**

- Ventilation and air-conditioning systems (industrial and civil)
- Pre filtration and separation of medium average grain size particle

CODE	DESCRIPTION	DIMENSIONS [m]	U.M.	Pieces per box
31600010	FILTRATION ROLL IN POLYESTER, FILTRATION CLASS G2 1x40mt	1 x 40	PCS	1

**Datasheet**

**WALL BRACKET AND SCREW KIT FOR LINEAR DIFFUSER FASTENING**

**TECHNICAL SPECIFICATIONS**

- Suitable for fastening linear diffuser to plenum

**KIT SUPPORTS AU MUR ET VISSERIE POUR FIXATION DIFFUSEUR LINÉAIRE**

**CARACTÉRISTIQUES TECHNIQUES**

- Convient pour la fixation du diffuseur linéaire au plénum

**BAUSATZ MIT HALTERUNGEN UND SCHRAUBEN ZUR BEFESTIGUNG VON LINEAREN AUSLÄSSEN**

**TECHNISCHE EIGENSCHAFTEN**

- Geeignet zur Befestigung des linearen Luftdurchlasses am Plenum



CODE	DESCRIPTION	U.M.	Pieces per box
PWD500013	BRACKETS AND SCREWS KIT FOR FIXING LINEAR DIFFUSER WITH 1 SL 600-800/1000-1500	KIT	1
PWD500014	BRACKETS AND SCREWS KIT FOR FIXING LINEAR DIFFUSER WITH 2 SL 600-800/1000-1500	KIT	1
PWD500015	BRACKETS AND SCREWS KIT FOR FIXING LINEAR DIFFUSER WITH 3 SL 600-800/1000-1500	KIT	1
PWD500016	BRACKETS AND SCREWS KIT FOR FIXING LINEAR DIFFUSER WITH 4 SL 600-800/1000-1500	KIT	1
PWD500017	BRACKETS AND SCREWS KIT FOR FIXING LINEAR DIFFUSER WITH 1 SL 2000	KIT	1
PWD500018	BRACKETS AND SCREWS KIT FOR FIXING LINEAR DIFFUSER WITH 2 SL 2000	KIT	1
PWD500019	BRACKETS AND SCREWS KIT FOR FIXING LINEAR DIFFUSER WITH 3 SL 2000	KIT	1
PWD500020	BRACKETS AND SCREWS KIT FOR FIXING LINEAR DIFFUSER WITH 4 SL 2000	KIT	1

**Datasheet**



 **FILTRATION CLASS G2  
POLYESTER FILTER ROLL**

**TECHNICAL SPECIFICATIONS**

- Polyester fibre
- Thickness 10 mm
- Grammage 100 g/m<sup>2</sup>
- Maximum operating temperature +100°C
- Gravimetric arrestance 71.1%
- Recommended traversing speed 1.5 m/s
- Dust capacity 489 g/m<sup>2</sup>
- EN 779:2012 G2 classification
- Primary filtration class
- Fire behaviour F1-DIN.53438

 **ROULEAU FILTRANT EN  
POLYESTER DE CLASSE DE  
FILTRATION G2**


**CARACTÉRISTIQUES TECHNIQUES**

- Composition de fibres de polyester
- Épaisseur 10 mm
- Grammage 100 gr/m<sup>2</sup>
- Température maximale de fonctionnement +100°C
- Arrestation gravimétrique 71,1 %
- Vitesse de déplacement recommandée 1,5 m/s
- Capacité de stockage de la poussière 489 g/m<sup>2</sup>
- Classification EN 779:2012 G2
- Classe de filtration primaire
- Comportement à la flamme F1-DIN.53438

 **POLYESTER-FILTERROLLE  
G2-FILTRATIONSKLASSE**

**TECHNISCHE EIGENSCHAFTEN**

- Polyesterfaserzusammensetzung
- Stärke 10 mm
- Grammatur 100 gr/m<sup>2</sup>
- Maximale Betriebstemperatur +100° C
- Gravimetrischer Wirkungsgrad 71,1%
- Empfohlene Verfahrensgeschwindigkeit 1,5 m/s
- Staubspeicherkapazität 489 gr/m<sup>2</sup>
- Klassifizierung EN 779:2012 G2
- Primäre Filterklasse
- Flammverhalten F1-DIN.53438



**APPLICATIONS**

- Ventilation and air-conditioning systems (industrial and civil)
- Pre filtration and separation of medium average grain size particle


**FRAME THICKNESS INCLUDING 5 MM FILTER ELEMENT**

How to calculate the value of the filters:

Convert the measures in meters - 1 meter = 10 dm = 100 cm = 1000 mm

Example 1 : filter 200x490 mm = 0,2 x 0,49 m = 0,098 m<sup>2</sup> - 0,098 mt<sup>2</sup> < 0,10 mt<sup>2</sup> : the item no. Of the filter is 31600040

Example 2 : filter 200x725 mm = 0,2 x 0,725 m = 0,145 m<sup>2</sup> - 0,145 mt<sup>2</sup> > 0,10 mt<sup>2</sup> : the item no. Of the filter is 31600045

CODE	DESCRIPTION	U.M.	 Pieces per box
31600040	FLAT FILTER GLASS G2 WITH GALVANISED MICROSPANGLE FRAME 5/10 - FILTER SUPPORT 0,10 m <sup>2</sup>	PCS	1
31600045	FLAT FILTER GLASS G2 WITH GALVANISED MICROSPANGLE FRAME 5/10 - FILTER SUPPORT 0,15 m <sup>2</sup>	PCS	1
31600050	FLAT FILTER GLASS G2 WITH GALVANISED MICROSPANGLE FRAME 5/10 - FILTER SUPPORT 0,20 m <sup>2</sup>	PCS	1
31600055	FLAT FILTER GLASS G2 WITH GALVANISED MICROSPANGLE FRAME 5/10 - FILTER SUPPORT 0,25 m <sup>2</sup>	PCS	1
31600060	FLAT FILTER GLASS G2 WITH GALVANISED MICROSPANGLE FRAME 5/10 - FILTER SUPPORT 0,30 m <sup>2</sup>	PCS	1

**Datasheet (5 mm)**




**FRAME THICKNESS INCLUDING 10 MM FILTER ELEMENT**

How to calculate the value of the filters:

Convert the measures in meters - 1 meter = 10 dm = 100 cm = 1000 mm


Example 1 : filter 200x490 mm = 0,2 x 0,49 m = 0,098 m<sup>2</sup> - 0,098 mt<sup>2</sup> < 0,10 mt<sup>2</sup> : the item no. Of the filter is 31600105

Example 2 : filter 200x725 mm = 0,2 x 0,725 m = 0,145 m<sup>2</sup> - 0,145 mt<sup>2</sup> > 0,10 mt<sup>2</sup> : the item no. Of the filter is 31600110

CODE	DESCRIPTION	U.M.	 Pieces per box
31600105	FLAT FILTER CLASS G2 WITH GALVANISED FRAME 5/10 AND DOUBLE PROTECTION MESH - FILTER SUPPORT 0,10 m <sup>2</sup>	PCS	1
31600110	FLAT FILTER CLASS G2 WITH GALVANISED FRAME 5/10 AND DOUBLE PROTECTION MESH - FILTER SUPPORT 0,15 m <sup>2</sup>	PCS	1
31600115	FLAT FILTER CLASS G2 WITH GALVANISED FRAME 5/10 AND DOUBLE PROTECTION MESH - FILTER SUPPORT 0,20 m <sup>2</sup>	PCS	1
31600120	FLAT FILTER CLASS G2 WITH GALVANISED FRAME 5/10 AND DOUBLE PROTECTION MESH - FILTER SUPPORT 0,25 m <sup>2</sup>	PCS	1
31600125	FLAT FILTER CLASS G2 WITH GALVANISED FRAME 5/10 AND DOUBLE PROTECTION MESH - FILTER SUPPORT 0,30 m <sup>2</sup>	PCS	1

**Datasheet (10 mm)**



 **CORRUGATED FILTER CELL WITH 6/10 MICROPERFORATED GALVANISED FRAME AND G4 DOUBLE GALVANISED PROTECTIVE MESH**


**TECHNICAL SPECIFICATIONS**

- Filter element type: polyester
- Galvanised metal sheet frame
- Maximum operating temperature: +100° C
- U.R. maximum operating: 100%
- Classification EN 779:2012: G4
- Classification EN ISO 16890: ISO coarse 75 %
- Flame behaviour DIN 53438-3: F1
- Regeneration: yes

 **CELLULE FILTRANTE ONDULÉE AVEC CADRE GALVANISÉ MICROFLEUR 6/10 ET DOUBLE MAILLE DE PROTECTION GALVANISÉE G4**

**CARACTÉRISTIQUES TECHNIQUES**

- Type de média filtrant : polyester
- Galvanisée micro grain
- Température maximale d'exploitation +100° C
- U.R. maximum de fonctionnement : 100%
- Classification EN 779:2012: G4
- Classification EN ISO 16890: ISO grossier 75 %
- Comportement à la flamme DIN 53438-3: F1
- Régénérabilité: oui

 **WELLFILTERZELLE MIT MIKROFEIN VERZINKTEM RAHMEN 6/10 UND VERZINKTEM DOPPEL-SCHUTZGIT-TER G4**

**TECHNISCHE EIGENSCHAFTEN**


- Art des Filterelements: Polyester
- Verzinkter Rahmen
- Maximale Betriebstemperatur: +100 ° C
- maximale Betriebsrate: 100%
- Klassifizierung EN 779:2012: G4
- Klassifizierung EN ISO 16890: ISO coarse 75 %
- Flammhemmung DIN 53438-3: F1
- Regenerierbarkeit: ja



**APPLICATIONS**

- Air handling units, air generators
- Ventilation and air-conditioning systems (industrial and civil)
- Prefiltration and separation of coarse and fine particulates

CODE	AIR FLOW (m³/h) 0,5 - 1,5 - 2,5 m/s	SUP. FILTER (m²)	ΔP (Pa) INITIAL	TEMP. MAX °C
31600240	550 - 1550 - 2550	0.29	64	100
31600245	500 - 1450 - 2400	0.27	64	100
31600250	600 - 1800 - 3000	0.34	64	100
31600255	750 - 2250 - 3750	0.43	64	100
31600260	900 - 2650 - 4400	0.5	64	100
31600265	750 - 2250 - 3750	0.42	64	100
31600270	950 - 2850 - 4700	0.53	64	100
31600275	1100 - 3200 - 5300	0.6	64	100

CODE	DESCRIPTION	U.M.	 Pieces per box
31600240	CORRUGATED FILTER CLASS G4 WITH GALVANISED FRAME 6/10 AND DOUBLE PROTECTION MESH 287x592x48mm	PCS	1
31600245	CORRUGATED FILTER CLASS G4 WITH GALVANISED FRAME 6/10 AND DOUBLE PROTECTION MESH 400x400x48mm	PCS	1
31600250	CORRUGATED FILTER CLASS G4 WITH GALVANISED FRAME 6/10 AND DOUBLE PROTECTION MESH 400x500x48mm	PCS	1
31600255	CORRUGATED FILTER CLASS G4 WITH GALVANISED FRAME 6/10 AND DOUBLE PROTECTION MESH 400x625x48mm	PCS	1
31600260	CORRUGATED FILTER CLASS G4 WITH GALVANISED FRAME 6/10 AND DOUBLE PROTECTION MESH 490x592x48mm	PCS	1
31600265	CORRUGATED FILTER CLASS G4 WITH GALVANISED FRAME 6/10 AND DOUBLE PROTECTION MESH 500x500x48mm	PCS	1
31600270	CORRUGATED FILTER CLASS G4 WITH GALVANISED FRAME 6/10 AND DOUBLE PROTECTION MESH 500x625x48mm	PCS	1
31600275	CORRUGATED FILTER CLASS G4 WITH GALVANISED FRAME 6/10 AND DOUBLE PROTECTION MESH 592x592x48mm	PCS	1


**Datasheet**



**FLAT FILTER CELL IN 5 MM THICK POLYURETHANE WITH 6/10 MICROPERFORATED FRAME AND DOUBLE PROTECTIVE MESH**

**TECHNICAL SPECIFICATIONS**

- EN 779:2012 G2 classification
- Polyurethane filter element
- Frame thickness including 5 mm filter element



**CELLULE FILTRANTE PLATE EN POLYURÉTHANE DE 5 MM D'ÉPAISSEUR AVEC CADRE EN MICROFLEUR 6/10 ET DOUBLE MAILLE DE PROTECTION**

**CARACTÉRISTIQUES TECHNIQUES**

- Classification EN 779:2012 G2
- Élément filtrant en polyuréthane
- Épaisseur du cadre, y compris élément filtrant de 5 mm

**FLACHFILTERZELLE AUS POLYURETHAN STÄRKE 5 MM MIT MIKROFEINEM RAHMEN 6/10 UND DOPPEL-SCHUTZGITTER**

**TECHNISCHE EIGENSCHAFTEN**

- Klassifizierung EN 779:2012 G2
- Polyurethan-Filterelement
- Rahmenstärke einschließlich Filterelement 5 mm

CODE	DESCRIPTION	U.M.	Pieces per box
31600390	FLAT FILTER IN POLYURETHANE THICKNESS 5 MM WITH FRAME 6/10 AND GALVANIZED DOUBLE PROTECTION MESH G2 - FILTER SUPPORT 0,10 m <sup>2</sup>	PCS	1
31600395	FLAT FILTER IN POLYURETHANE THICKNESS 5 MM WITH FRAME 6/10 AND GALVANIZED DOUBLE PROTECTION MESH G2 - FILTER SUPPORT 0,15 m <sup>2</sup>	PCS	1
31600400	FLAT FILTER IN POLYURETHANE THICKNESS 5 MM WITH FRAME 6/10 AND GALVANIZED DOUBLE PROTECTION MESH G2 - FILTER SUPPORT 0,20 m <sup>2</sup>	PCS	1
31600405	FLAT FILTER IN POLYURETHANE THICKNESS 5 MM WITH FRAME 6/10 AND GALVANIZED DOUBLE PROTECTION MESH G2 - FILTER SUPPORT 0,25 m <sup>2</sup>	PCS	1
31600410	FLAT FILTER IN POLYURETHANE THICKNESS 5 MM WITH FRAME 6/10 AND GALVANIZED DOUBLE PROTECTION MESH G2 - FILTER SUPPORT 0,30 m <sup>2</sup>	PCS	1
31600415	FLAT FILTER IN POLYURETHANE THICKNESS 5 MM WITH FRAME 6/10 AND GALVANIZED DOUBLE PROTECTION MESH G2 - FILTER SUPPORT 0,35 m <sup>2</sup>	PCS	1



**Datasheet**

**FLAT FILTER CELL IN 10 MM THICK POLYURETHANE WITH 6/10 MICROPERFORATED GALVANISED FRAME AND DOUBLE PROTECTIVE MESH**

**TECHNICAL SPECIFICATIONS**

- EN 779 2012 G2 classification
- Polyurethane filter element
- Frame thickness including 10 mm filter element



**CELLULE FILTRANTE PLATE EN POLYURÉTHANE DE 10 MM D'ÉPAISSEUR AVEC CADRE GALVANISÉ MICROFLEUR 6/10 ET DOUBLE MAILLE DE PROTECTION**

**CARACTÉRISTIQUES TECHNIQUES**

- Classification EN 779 2012 G2
- Élément filtrant en polyuréthane
- Épaisseur du cadre, y compris élément filtrant de 10 mm

**FLACHFILTERZELLE AUS POLYURETHAN STÄRKE 10 MM MIT MIKROFEIN VERZINKTEM RAHMEN 6/10 UND DOPPEL-SCHUTZGITTER**

**TECHNISCHE EIGENSCHAFTEN**

- Klassifizierung EN 779 2012 G2
- Polyurethan-Filterelement
- Rahmenstärke einschließlich Filterelement 10 mm

CODE	DESCRIPTION	U.M.	Pieces per box
31600455	FLAT FILTER CLASS G2 WITH GALVANISED FRAME 6/10 AND DOUBLE PROTECTION MESH - FILTER SUPPORT 0,10 m <sup>2</sup>	PCS	1
31600460	FLAT FILTER CLASS G2 WITH GALVANISED FRAME 6/10 AND DOUBLE PROTECTION MESH - FILTER SUPPORT 0,15 m <sup>2</sup>	PCS	1
31600465	FLAT FILTER CLASS G2 WITH GALVANISED FRAME 6/10 AND DOUBLE PROTECTION MESH - FILTER SUPPORT 0,20 m <sup>2</sup>	PCS	1
31600470	FLAT FILTER CLASS G2 WITH GALVANISED FRAME 6/10 AND DOUBLE PROTECTION MESH - FILTER SUPPORT 0,25 m <sup>2</sup>	PCS	1
31600475	FLAT FILTER CLASS G2 WITH GALVANISED FRAME 6/10 AND DOUBLE PROTECTION MESH - FILTER SUPPORT 0,30 m <sup>2</sup>	PCS	1
31600480	FLAT FILTER CLASS G2 WITH GALVANISED FRAME 6/10 AND DOUBLE PROTECTION MESH - FILTER SUPPORT 0,35 m <sup>2</sup>	PCS	1



**Datasheet**

**APPLICATIONS**

- Air handling units, air generators
- Ventilation and air-conditioning systems (industrial and civil)
- Prefiltration and separation of coarse and fine particulates

**How to calculate the value of the filters: convert the measures in meters - 1 meter = 10 dm = 100 cm = 1000 mm**


Example 1 : filter 200x490 mm = 0,2 x 0,49 m = 0,098 m<sup>2</sup> - 0,098 m<sup>2</sup> < 0,10 m<sup>2</sup> : the item no. Of the filter is 31600390

Example 2 : filter 200x725 mm = 0,2 x 0,725 m = 0,145 m<sup>2</sup> - 0,145 m<sup>2</sup> > 0,10 m<sup>2</sup> : the item no. Of the filter is 31600395

# INNOVATIVE PLENUM MADE OF THERMAL-ACOUSTIC INSULATING MATERIAL FOR AIR DISTRIBUTION



Fittings for any ceiling mounting  
with threaded fastening bars



Side  $\varnothing$  200 for by-pass / or side outputs

Seat for collar diameter cutting


Posts prepared for fastening through elastic straps

Built-in front collars  
 $\varnothing$  125 / 150 eolo mini  
 $\varnothing$  150 / 200 eolo

Flexible hose connection seat


## HOW TO CHOOSE A PLENUM

### A EOLO MINI



- Ideal for installations with minimum space available
- High sound/heat insulation
- $\varnothing$  125-150 collars included
- Available in 2 models: 3 - 4 outputs
- On the sides there are 2 collars  $\varnothing$  200 which can be used as outlets

### B EOLO



- Ideal for installation where there is lots of space
- High sound/heat insulation
- $\varnothing$  150 - 200 collars included
- Available in 4 models: 2 - 3 - 4 - 5 outputs
- On the sides there are 2 collars  $\varnothing$  200 which can be used as outlets

### C INSULATED ELECTROGALVANIZED STEEL SHEET



- Ideal for any installation
- Insulated electrogalvanized steel sheet th. 8mm.
- Frontal collars  $\varnothing$  300 / 250 / 200 / 150 as required (optional)
- Two additional attachments are available on the sides
- Customization of plenum on request

### D POLYURETHANE FOAM (PAL)



- Ideal for any installation
- Polyurethane foam (pal) tk. 20 mm.
- Frontal collars  $\varnothing$  300 / 250 / 200 / 150 as required (optional\*)
- Customization of plenum on request

\*Check the compatibility with the ducted machines and the measurements of the false ceiling.



**CUSTOM INSULATED PLENUM FOR UNITS DUCTED IN SINTERED EXPANDED POLYSTYRENE EOLO MINI AND EOLO**

**TECHNICAL SPECIFICATIONS**

- Made of sintered expanded polystyrene
- EN 12939 standard
- Resistance to vapour 40 / 70 µ in relation to EN 12086
- Operating temperature - 30° / + 90°
- Water absorption % volume in relation to EN 12087
- Reaction to fire class E according to EN-ISO - 11925 - 2
- Thermal performance thickness 30 mm 0.95 m2k/w
- Made of graphite-infused EPS material
- Collars integrated into plenum
- Total depth including collar 350 mm
- Machine fastening flange included
- Front collars 125/150 mm
- Side collars 200 mm

**EOLO MINI**

- Front collar up to 125/150 mm
- Side collar up to 200 mm

**EOLO**

- Front collar up to 150/200 mm
- Side collar up to 200 mm

**PLÉNUM ISOLÉ SUR MESURE POUR UNITÉS CANALISÉES EN POLYSTYRÈNE EXPANSÉ FRITTÉ EOLO MINI ET EOLO**

**CARACTÉRISTIQUES TECHNIQUES**

- Fabriqué en polystyrène expansé fritté
- Conductivité thermique : 0,030/0,033 W/mK par rapport à la normative EN 12667/ EN 12939
- Résistance à la vapeur 40 / 70 µ par rapport à la norme EN 12086
- Température de fonctionnement - 30° / + 90°
- Absorption d'eau % volume par rapport à la norme EN 12087
- Réaction au feu de classe E par rapport à la norme EN-ISO - 11925 - 2
- Performance thermique épaisseur 30 mm 0.95 m2k/w
- Fabriqué en matériau EPS chargé de graphite
- Colliers intégrés dans le plénum
- Profondeur totale y compris collier 350 mm
- Bride de fixation de la machine incluse
- Colliers avant de 125/150 mm
- Colliers latéraux de 200 mm

**EOLO MINI**

- Colliers avant de 125/150 mm
- Colliers latéraux de 200 mm

**EOLO**

- Colliers avant de 125/150 mm
- Colliers latéraux de 200 mm

**MASSGESCHNEIDERTES ISOLIERTES PLENUM FÜR EINHEITEN AUS GESINTERTEM EXPANDIERTEM POLYSTYROL EOLO MINI UND EOLO**

**TECHNISCHE EIGENSCHAFTEN**

- Aus gesintertem expandiertem Polystyrol
- Wärmeleitfähigkeit: 0,030 / 0,033 W/mK in Übereinstimmung mit der Richtlinie EN 12667 / EN 12939
- Dampfbeständigkeit 40 / 70 µ gemäß EN 12086
- Betriebstemperatur - 30° / + 90°
- Wasseraufnahme in Vol. % im Vergleich zu EN 12087
- Brandverhalten der Klasse E gemäß der Norm EN-ISO - 11925 - 2
- Wärmeleistung Stärke 30 mm 0.95 m2k/w
- Aus Graphitbeladenem EPS-Material
- Schellen im Plenum integriert
- Gesamttiefe inkl. Schellen 350 mm
- Inklusive Maschinenbefestigungsflansch

**EOLO MINI**

- Vordere Schellen 125/150 mm
- Seitliche Schellen 200 mm

**EOLO**

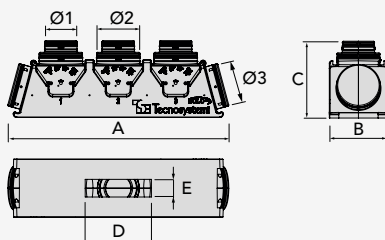
- Vordere Schellen 125/150 mm
- Seitliche Schellen 200 mm



Small, compact plenum in sintered polystyrene foam. The plenum with Ø 150/125 front collars has considerably reduced dimensions.



For collars Ø 200/150



Virtual reality



MADE IN ITALY

Ideal for less thick false ceilings with reduced overall dimensions

DESCRIPTION	WIDTH	HEIGHT	DEPTH	EXTERNAL FIXED HEIGHT	EXTERNAL FIXED WIDTH	FRONTAL COLLAR DIM. INCLUDED	FRONTAL COLLAR DIM. INCLUDED	SIDE COLLAR DIM. INCLUDED
	A [mm]	B [mm]	C [mm]	D [mm]	E [mm]	N° Ø1 [mm]	N° Ø2 [mm]	N° Ø3 [mm]
EOLO MINI 3 WAYS	818	217	346	UNTIL 600	UNTIL 185	N°3 Ø125	N°3 Ø150	N°2 Ø200
EOLO MINI 4 WAYS	1008	217	346	UNTIL 795	UNTIL 185	N°4 Ø125	N°4 Ø150	N°2 Ø200
EOLO 2 WAYS	741	244	348	UNTIL 550	UNTIL 215	N°2 Ø150	N°2 Ø200	N°2 Ø200
EOLO 3 WAYS	1000	264	348	UNTIL 800	UNTIL 215	N°3 Ø150	N°3 Ø200	N°2 Ø200
EOLO 4 WAYS	1261	284	348	UNTIL 1060	UNTIL 235	N°4 Ø150	N°4 Ø200	N°2 Ø200
EOLO 5 WAYS	1520	304	348	UNTIL 1300	UNTIL 245	N°5 Ø150	N°5 Ø200	N°2 Ø200



**KIT PLENUM POLYSTYRENE EOLO, EOLO MINI UNIVERSAL WITH MANUAL ADJUSTMENT DAMPER**

**TECHNICAL SPECIFICATIONS**

- Made of sintered expanded polystyrene
- With internal damper with external manual adjustment
- Prepared for future motorization (Galaxy catalogue systems)
- Thermal conductivity: 0.030 / 0.033 W/mK with respect to the EN 12667 / EN 12939 standard
- Resistance to vapour 40 / 70 μ in relation to EN 12086
- Reaction to fire class E according to EN-ISO - 11925 - 2
- Operating temperature: - 30°C / + 90°C
- Made of graphite-infused EPS material
- Water absorption % volume ≤5 in relation to EN 12087
- Reaction to fire class and according to EN 13501-1:2009
- Thermal performance thickness 30 mm 0.95 m2K/W
- Made of graphite-infused EPS material
- Collars integrated into plenum
- Total depth including collar 350 mm
- Machine fastening flange included

**EOLO MINI**

- Front collars 125/150 mm
- Side collars 200 mm

**EOLO**

- Front collars 150/200 mm
- Side collars 200 mm

**KIT PLENUM EN POLYSTYRENE EOLO, EOLO MINI UNIVERSAL AVEC VOLET À RÉGLAGE MANUEL**

**CARACTÉRISTIQUES TECHNIQUES**

- Fabriqué en polystyrène expansé
- Avec volet intérieur à réglage manuel externe
- Préparé pour la future motorisation (systèmes catalogue Galaxy)
- Conductivité thermique : 0,030/0,033 W/mK par rapport à la normative EN 12667/ EN 12939
- Résistance à la vapeur 40 / 70 μ par rapport à la norme EN 12086
- Réaction au feu de classe E par rapport à la norme EN-ISO - 11925 - 2
- Température de fonctionnement: - 30°C / + 90°C
- Fabriqué en matériau EPS chargé de graphite
- Absorption d'eau % volume ≤5 par rapport à la norme EN 12087
- Réaction au feu de classe et selon EN 13501-1:2009
- Performance thermique épaisseur 30 mm 0,95 m2K/W
- Fabriqué en matériau EPS chargé de graphite
- Colliers intégrés dans le plénum
- Profondeur totale y compris collier 350 mm
- Bride de fixation de la machine incluse

**EOLO MINI**

- Colliers avant de 125/150 mm
- Colliers latéraux de 200 mm

**EOLO**

- Colliers avant de 150/200 mm
- Colliers latéraux de 200 mm

**PLENUM-KIT AUS POLYSTYROL EOLO, EOLO MINI UNIVERSAL MIT MANUELL VERSTELLBARER KlapPE**

**TECHNISCHE EIGENSCHAFTEN**


- Aus gesintertertem expandiertem Polystyrol
- Mit manuell regulierbarer Innenklappe aussen
- Vorbereitet für zukünftige Motorisierung (Galaxy Katalog-Systeme)
- Wärmeleitfähigkeit: 0,030 / 0,033 W/mK in Übereinstimmung mit der Richtlinie EN 12667 / EN 12939
- Dampfbeständigkeit 40 / 70 μ gemäß EN 12086
- Brandverhalten der Klasse E gemäß der Norm EN-ISO - 11925 - 2
- Betriebstemperatur: - 30°C / + 90°C
- Aus Graphitbeladenem EPS-Material
- Wasseraufnahme % Volumen ≤5 im Vergleich zu EN 12087
- Brandverhalten Klasse und gemäß der Norm EN 13501-1:2009
- Wärmeleistung Stärke 30 mm 0,95 m2K/W
- Aus Graphitbeladenem EPS-Material
- Schellen im Plenum integriert
- Gesamttiefe inkl. Schellen 350 mm
- Inklusive Maschinenbefestigungsflansch

**EOLO MINI**

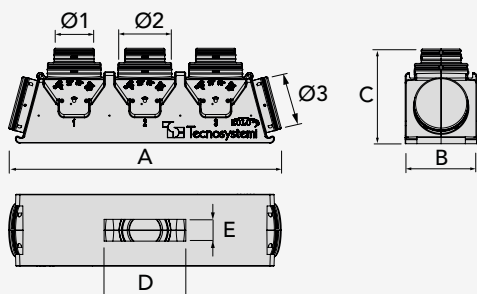
- Vordere Schellen 125/150 mm
- Seitliche Schellen 200 mm

**EOLO**

- Vordere Schellen 125/150 mm
- Seitliche Schellen 200 mm



MADE IN ITALY



A [mm]	B [mm]	C [mm]	D [mm]	E [mm]	No. Ø1 [mm]	No. Ø2 [mm]	No. Ø3 [mm]
818	217	346	UP TO 600	UP TO 185	No.3 Ø125	No.3 Ø150	No.2 Ø200
1008	217	346	UP TO 795	UP TO 185	No.4 Ø125	No.4 Ø150	No.2 Ø200
741	244	348	UP TO 550	UP TO 215	No.2 Ø150	No.2 Ø200	No.2 Ø200
1000	264	348	UP TO 800	UP TO 215	No.3 Ø150	No.3 Ø200	No.2 Ø200
1261	284	348	UP TO 1060	UP TO 235	No.4 Ø150	No.4 Ø200	No.2 Ø200
1520	304	348	UP TO 1300	UP TO 245	No.5 Ø150	No.5 Ø200	No.2 Ø200

CODE	DESCRIPTION	U.M.	Pieces per box
PWD401715	POLYSTYRENE PLENUM KIT EOLO MINI MOD.AM3 UNIVERSAL WITH MANUAL DAMPER	KIT	1
PWD401716	POLYSTYRENE PLENUM KIT EOLO MINI MOD.BM4 UNIVERSAL WITH MANUAL DAMPER	KIT	1
PWD401717	EOLO POLYSTYRENE PLENUM KIT MOD.E2 UNIVERSAL WITH MANUAL DAMPER	KIT	1
PWD401718	EOLO POLYSTYRENE PLENUM KIT MOD.A3 UNIVERSAL WITH MANUAL DAMPER	KIT	1
PWD401719	EOLO POLYSTYRENE PLENUM KIT MOD.B4 UNIVERSAL WITH MANUAL DAMPER	KIT	1
PWD401720	EOLO POLYSTYRENE PLENUM KIT MOD.C5 UNIVERSAL WITH MANUAL DAMPER	KIT	1

Datasheet



 **CUSTOM INSULATED PLENUM FOR ELECTRO-GALVANISED SHEET METAL DUCTED UNITS**


**TECHNICAL SPECIFICATIONS**

- Made from 8mm insulated electro-galvanised sheet metal
- 10 mm aluminised internal insulation
- Ø 150 / 200 mm pre-drilled side collars
- Ready for side bypass
- Depth 250 mm

 **PLÉNUM ISOLÉ SUR MESURE POUR UNITÉS CANALISÉES EN TÔLE ÉLECTRO-GALVANISÉE**

**CARACTÉRISTIQUES TECHNIQUES**

- Fabriqué à partir de tôle électro-galvanisée isolée de 8 mm
- Isolation interne aluminisée de 10 mm
- Trous pré-perçés de colliers latéraux Ø 150 / 200 mm
- Prédisposé pour la dérivation latérale
- Profondeur 250 mm

 **ISOLIERTER ANSCHLUSSKASTENMASSGESCHNEIDERTER FÜR KANALISIERTE GERÄTE AUS GALVANISCH VERZINKTEM STAHLBLECH**

**TECHNISCHE EIGENSCHAFTEN**

- Aus 8 mm isoliertem, galvanisch verzinktem Blech
- 10 mm aluminisierte Innendämmung
- Vorgestanzte seitliche Schellen Ø 150 / 200 mm
- Vorgerichtet für seitlichen Bypass
- Tiefe 250 mm



 **MADE IN ITALY**



Virtual reality



Internal insulation  
SP.10 mm

Collars are not included. For collars see page 192

 **CUSTOM INSULATED PLENUM FOR UNITS DUCTED IN POLYURETHANE FOAM (PAL)**

**TECHNICAL SPECIFICATIONS**

- Made of high quality 80 micron aluminium foil, embossed and lacquered,
- Overall thickness 20 mm
- Fire-retardant, highly heat-insulating, watertight
- Includes fastening flange

 **PLÉNUM ISOLÉ SUR MESURE POUR LES UNITÉS CANALISÉES EN MOUSSE DE POLYURÉTHANE (PAL)**

**CARACTÉRISTIQUES TECHNIQUES**

- Fabriqué en feuille d'aluminium de haute qualité de 80 microns, gaufrée et laquée, isolée par une mousse rigide de polyisocyanurate expansé (PIR)
- Épaisseur totale 20 mm
- Résistant au feu, hautement calorifuge, imperméable
- Livré avec bride de fixation

 **KUNDENSPEZIFISCH ISO-LIERTES PLENUM FÜR IN POLYURETHANSCHAUM (PAL) GEFÜHRTE EINHEITEN**

**TECHNISCHE EIGENSCHAFTEN**

- Hergestellt aus hochwertiger 80-Mikron-Aluminiumfolie, geprägt und lackiert, isoliert mit Polyisocyanurat-Hartschaum (PIR)
- Gesamtstärke 20 mm
- Feuerfest, hoch wärmeisolierend, wasserdicht
- Komplett mit Befestigungsflansch



 **MADE IN ITALY**




Internal insulation  
SP.10 mm

Collars are not included. For collars see page 192


# THE RANGE OF PLENUM FOR DUCTED AIR CONDITIONING UNITS MORE COMPLETE AND AVAILABLE PRESENT ON THE MARKET

The cost of the plenum of the ducted unit is included in the price of the proair pack



## IDENTIFY THE BRAND AND MODEL OF YOUR DUCTED MACHINE

Our catalogue contains all the makes and models of ducted air conditioning units currently manu-factured



Plenum in PAL are available only on request, for quotes please write to [preventivi@tecnosystemi.com](mailto:preventivi@tecnosystemi.com)

- Goods available in 5 working days from the date of order.
- In some cases, we can supply the supply plenum in pal.
- The suggestion about the composition of each plenum are indicative and not binding. it is necessary to check that all the elements of the plenum are compatible with the project specifications of the system.
- TECNOSYSTEMI S.P.A. SOCIETÀ BENEFIT is not responsible in case of improper or negligent use of the product.
- The items on the catalogue have been developed and made according to our own technical specifications.
- For additional information, please contact our customer service.

NB. Aluminum plenum comes with pre-drilled holes, collars are not included in the kit: check page 137 to choose your collar

## CONFIGURE YOUR PLENUM

On the website [tecnosystemi.com](https://tecnosystemi.com)



Generate automatically **quotes** and **technical data sheet** for the chosen products.



## CONFIGURE YOUR SVELTO KIT

On the website [tecnosystemi.com](https://tecnosystemi.com)



Generate automatically **quotes** and **technical data sheet** for the chosen products.



**DAIKIN**

**SINGLE PLENUM “MINI EOLO”  
IN SINTERED POLYSTYRENE**

	CODE	FRONT COLLAR INCLUDED	SIDE COLLAR INCLUDED
		N° COLLARS / Ø mm	N° COLLARS / Ø mm
	<ul style="list-style-type: none"> <li>• FXSQ-A 40/50</li> <li>• FXSA-A 40/50</li> <li>• FBA-A 35/50</li> </ul>	PWD400037	3 Ø 125-150
	PWD400403	4 Ø 125-150	2 Ø 200
<ul style="list-style-type: none"> <li>• FXSQ-A 63/80</li> <li>• FXSA-A 63/80</li> <li>• FBA-A 60/71</li> </ul>	PWD400038	4 Ø 125-150	2 Ø 200
<ul style="list-style-type: none"> <li>• FXDQ-A 40/50</li> <li>• FXDA-A 40/50</li> </ul>	-	-	-
<ul style="list-style-type: none"> <li>• FDQ-C 125</li> <li>• FDA-A 125</li> </ul>	-	-	-
<ul style="list-style-type: none"> <li>• FXSQ-A 100/125</li> <li>• FXSA-A 100/125</li> <li>• FBA-A 100/125/140</li> </ul>	-	-	-
<ul style="list-style-type: none"> <li>• FXDQ-A 15/20/25/32</li> <li>• FXDA-A 10/15/20/25/32</li> <li>• FDXM-F 25/35</li> </ul>	PWD400039	4 Ø 125-150	2 Ø 200
<ul style="list-style-type: none"> <li>• FXDQ-A 63</li> <li>• FXDA-A 63</li> <li>• FDXM-F 50/60</li> </ul>	-	-	-
<ul style="list-style-type: none"> <li>• FXSQ-A 15/20/25/32</li> <li>• FXSA-A 15/20/25/32</li> </ul>	PWD400040	3 Ø 125-150	2 Ø 200
<ul style="list-style-type: none"> <li>• FWS-AT 2</li> <li>• FWM 01/15/02</li> </ul>	-	-	-
<ul style="list-style-type: none"> <li>• FWS-AT 3</li> <li>• FWM 25/03</li> </ul>	PWD400042	4 Ø 125-150	2 Ø 200
<ul style="list-style-type: none"> <li>• FWS-AT 6</li> <li>• FWM 35/04/06</li> </ul>	-	-	-
<ul style="list-style-type: none"> <li>• FWS-AT 8</li> </ul>	-	-	-
<ul style="list-style-type: none"> <li>• FWP-AT 02/03/04</li> <li>• FWB-BT 02/03/04</li> </ul>	-	-	-
<ul style="list-style-type: none"> <li>• FWP-AT 05/06/07</li> <li>• FWB-BT 05/06/07</li> </ul>	-	-	-
<ul style="list-style-type: none"> <li>• FWB-BT 08/09/10</li> </ul>	-	-	-
<ul style="list-style-type: none"> <li>• FXSQ-A 140</li> <li>• FXSA-A 140</li> </ul>	-	-	-
<ul style="list-style-type: none"> <li>• FWD-AT/AF 4</li> </ul>	-	-	-
<ul style="list-style-type: none"> <li>• FWD-AT/AF 6</li> </ul>	-	-	-
<ul style="list-style-type: none"> <li>• FWD-AT/AF 08/10</li> </ul>	-	-	-
<ul style="list-style-type: none"> <li>• FWD-AT/AF 12</li> </ul>	-	-	-
<ul style="list-style-type: none"> <li>• FNA-A 25/35</li> <li>• FNQ-A 25/35</li> </ul>	PWD400167	4 Ø 125-150	2 Ø 200
<ul style="list-style-type: none"> <li>• FNA-A 50/60</li> <li>• FNQ-A 50/60</li> </ul>	-	-	-
<ul style="list-style-type: none"> <li>• FDA-A 200/250</li> </ul>	-	-	-
<ul style="list-style-type: none"> <li>• FWE-DATN5V3 03/04/05</li> </ul>	PWD400320	4 Ø 125-150	2 Ø 200
<ul style="list-style-type: none"> <li>• FWE-DATN5V3 06</li> <li>• FWE-DAFN5V3 06</li> </ul>	-	-	-



**SINGLE PLENUM “EOLO”  
IN SINTERED POLYSTYRENE**

**SINGLE PLENUM  
INSULATED METAL SHEET/PAL**

CODE	FRONT COLLAR INCLUDED	SIDE COLLAR INCLUDED	CODE	FRONT SPIGOTS INCLUDED*	SIDE SPIGOTS INCLUDED*	COLLAR TO BE ORDER EXTRA*
	N° COLLARS / Ø mm	N° COLLARS / Ø mm		N° SPIGOTS / Ø mm	N° SPIGOTS / Ø mm	MODEL
PL11165035	2 Ø 150-200	2 Ø 200	PWD400399	4 Ø 150	2 Ø 150	A1
PL11162007	3 Ø 150-200		PWD400400	5 Ø 150	2 Ø 150	A1
PWD400402	4 Ø 150-200		11162007	2 Ø 200	2 Ø 200	B2
PL11162008	4 Ø 150-200	2 Ø 200	PWD400401	3 Ø 150	2 Ø 150	A1
	PWD400398	2 Ø 200	PWD400395	4 Ø 150	2 Ø 150	A1
11162008			3 Ø 200	2 Ø 200	B2	
PWD400396			5 Ø 150	2 Ø 150	A1	
	PWD400397	6 Ø 150	2 Ø 150	A1		
PL11162004	4 Ø 150-200	2 Ø 200	11162004	4 Ø 150	4 Ø 150	B2
PL11162001	5 Ø 150-200	2 Ø 200	11162001	5 Ø 200	2 Ø 200	B2
PL11162009	5 Ø 150-200	2 Ø 200	11162009	5 Ø 200	2 Ø 200	B2
PL11162002	3 Ø 150-200	2 Ø 200	11162002	3 Ø 150	2 Ø 150	A1
PL11162006	5 Ø 150-200	2 Ø 200	11162006	5 Ø 150	2 Ø 150	A1
PL11165037	2 Ø 150-200	2 Ø 200	11165041	2 Ø 150	2 Ø 150	A1
PL11165041	3 Ø 150-200					
PL11165036	2 Ø 150-200	2 Ø 200	11165042	2 Ø 150	2 Ø 150	A1
PL11165042	3 Ø 150-200					
PL11165043	3 Ø 150-200	2 Ø 200	11165043	3 Ø 150	2 Ø 150	A1
PL11165045	4 Ø 150-200	2 Ø 200	11165045	4 Ø 150	2 Ø 150	A1
PL11165047	5 Ø 150-200	2 Ø 200	-	-	-	-
PL11165044	3 Ø 150-200	2 Ø 200	11165044	3 Ø 150	2 Ø 150	A1
PL11165046	5 Ø 150-200	2 Ø 200	11165046	5 Ø 150	2 Ø 150	A1
-	-	-	11165049	7 Ø 150	2 Ø 150	A1
-	-	-	11165048	7 Ø 150	2 Ø 150	A1
-	-	-	11165040	3 Ø 150	2 Ø 150	A1
-	-	-	11165039	4 Ø 150	2 Ø 150	A1
	5 Ø 150-200	2 Ø 200	11165038	5 Ø 150	2 Ø 150	A1
PL11162010	5 Ø 150-200	2 Ø 200	11162010	4 Ø 200	2 Ø 200	B2
PWD400173	3 Ø 150-200	2 Ø 200	PWD400185	3 Ø 150	2 Ø 150	A1
PWD400174	5 Ø 150-200	2 Ø 200	PWD400186	5 Ø 150	2 Ø 150	A1
-	-	-	PWD400316	5 Ø 200	2 Ø 200	B2
PWD400317	3 Ø 150-200	2 Ø 200	PWD400313	3 Ø 150	2 Ø 150	A1
PWD400318	4 Ø 150-200	2 Ø 200	PWD400314	4 Ø 150	2 Ø 150	A1

<b>DAIKIN</b>	SINGLE PLENUM “ <b>MINI EOLO</b> ” IN SINTERED POLYSTYRENE		
	CODE	FRONT COLLAR INCLUDED	SIDE COLLAR INCLUDED
		N° COLLARS / Ø mm	N° COLLARS / Ø mm
<ul style="list-style-type: none"> <li>• FWE-DATN5V3 07/08/10</li> <li>• FWE-DAFN5V3 07/08/10</li> </ul>	-	-	-
<ul style="list-style-type: none"> <li>• FWB-CTN/CFN 04/05</li> <li>• FWP-CTN/CFN 04/05</li> </ul>	-	-	-
<ul style="list-style-type: none"> <li>• FWB-CTN/CFN 06/08</li> <li>• FWP-CTN/CFN 06/08</li> </ul>	-	-	-
<ul style="list-style-type: none"> <li>• FWB-CTN/CFN 10/11/15/17</li> <li>• FWP-CTN/CFN 10/11/15/17</li> </ul>	-	-	-

**DAIKIN** PLENUM IN **PAL** AVAILABLE ON REQUEST

<b>Panasonic</b>	SINGLE PLENUM “ <b>MINI EOLO</b> ” IN SINTERED POLYSTYRENE		
	CODE	FRONT COLLAR INCLUDED	SIDE COLLAR INCLUDED
		N° COLLARS / Ø mm	N° COLLARS / Ø mm
<ul style="list-style-type: none"> <li>• S-PF1E5A/B 36/45/50</li> <li>• S-MF2E5A 15/22/28/36/45/56</li> <li>• S-PF3E 3650</li> </ul>	-	-	-
<ul style="list-style-type: none"> <li>• S-PF1E5A/B 60/71</li> <li>• S-MF2E5A 60/73/90</li> </ul>	PWD400044	4 Ø 125-150	2 Ø 200
<ul style="list-style-type: none"> <li>• S-PF1E5A/B 100/125/140</li> <li>• S-MF2E5A 106/140/160</li> </ul>	-	-	-
<ul style="list-style-type: none"> <li>• CS-MZ UD3EA 20</li> <li>• CS-Z UD3EAW 25/35/50/60</li> </ul>	PWD400045	4 Ø 125-150	2 Ø 200
<ul style="list-style-type: none"> <li>• S-PN1E5A/B 36/45/50</li> <li>• S-PN1E5A/B 100/125/140</li> </ul>	-	-	-
<ul style="list-style-type: none"> <li>• S-PE2E5 250</li> </ul>	-	-	-
<ul style="list-style-type: none"> <li>• S-PF3E 6071</li> <li>• S-PF3E 1014</li> </ul>	-	-	-
<ul style="list-style-type: none"> <li>• S-MM1E5A 15/22/28/36/45/56</li> <li>• CS-Z 20/25/35/50/60</li> </ul>	PWD400366	4 Ø 125-150	2 Ø 200
<ul style="list-style-type: none"> <li>• S-PE3E5B 200/250</li> <li>• S-MF3E5B 15/22/28/36/45/56</li> <li>• S-MF3E5B 60/73/90</li> <li>• S-MF3E5B 106/140/160</li> </ul>	-	-	-
<ul style="list-style-type: none"> <li>• P-FH AS-2AA-E 18/15/21</li> <li>• P-FH AS-2AA-E 24/27</li> <li>• P-FD AS-2EA-E 10</li> <li>• P-FD AS-2EA-E 15</li> <li>• P-FD AS-2EA-E 20</li> </ul>	-	-	-

SINGLE PLENUM “EOLO” IN SINTERED POLYSTYRENE			SINGLE PLENUM INSULATED METAL SHEET/PAL			
CODE	FRONT COLLAR INCLUDED	SIDE COLLAR INCLUDED	CODE	FRONT SPIGOTS INCLUDED*	SIDE SPIGOTS INCLUDED*	COLLAR TO BE ORDER EXTRA*
	N° COLLARS / Ø mm	N° COLLARS / Ø mm		N° SPIGOTS / Ø mm	N° SPIGOTS / Ø mm	MODEL
PWD400319	5 Ø 150-200	2 Ø 200	PWD400315	5 Ø 150	2 Ø 150	A1
PWD400376	3 Ø 150-200	2 Ø 200	PWD400372	2 Ø 200	2 Ø 200	B2
PWD400377	4 Ø 150-200	2 Ø 200	PWD400373	3 Ø 200	2 Ø 200	B2
PL11162010	5 Ø 150-200	2 Ø 200	11162010	4 Ø 200	2 Ø 200	B2

SINGLE PLENUM “EOLO” IN SINTERED POLYSTYRENE			SINGLE PLENUM INSULATED METAL SHEET/PAL			
CODE	FRONT COLLAR INCLUDED	SIDE COLLAR INCLUDED	CODE	FRONT SPIGOTS INCLUDED*	SIDE SPIGOTS INCLUDED*	COLLAR TO BE ORDER EXTRA*
	N° COLLARS / Ø mm	N° COLLARS / Ø mm		N° SPIGOTS / Ø mm	N° SPIGOTS / Ø mm	MODEL
PL11164003	3 Ø 150-200	2 Ø 200	11164003	3 Ø 150	2 Ø 150	A1
	4 Ø 150-200	2 Ø 200	11164002	4 Ø 150	2 Ø 150	A1
PL11164004	5 Ø 150-200	2 Ø 200	11164004	6 Ø 150	2 Ø 150	A1
PL11164006	3 Ø 150-200	2 Ø 200	11164006	3 Ø 150	2 Ø 150	A1
-			11164008	3 Ø 150	2 Ø 150	A1
-			11164010	5 Ø 150	2 Ø 150	A1
-	-	-	PWD400088	4 Ø 200	2 Ø 200	B2
PWD400281	3 Ø 150-200	2 Ø 200	PWD400256	4 Ø 150	2 Ø 150	A1
PWD400282	5 Ø 150-200	2 Ø 200	PWD400257	5 Ø 150	2 Ø 150	A1
PWD400365	3 Ø 150-200	2 Ø 200	PWD400370	3 Ø 150	2 Ø 150	A1
-	-	-	PWD400371	4 Ø 200	2 Ø 200	B2
PL11164003	3 Ø 150-200	2 Ø 200	11164003	3 Ø 150	2 Ø 150	A1
PWD400281	3 Ø 150-200	2 Ø 200	PWD400256	4 Ø 150	2 Ø 150	A1
PWD400282	5 Ø 150-200	2 Ø 200	PWD400257	5 Ø 150	2 Ø 150	A1
			PWD402474	6 Ø 150	2 Ø 150	A1
			PWD402475	6 Ø 200	2 Ø 200	B2
			PWD402476	2 Ø 200	2 Ø 200	B2
			PWD402477	2 Ø 200	2 Ø 200	B2
			PWD402478	3 Ø 200	2 Ø 200	B2

# Panasonic

## SINGLE PLENUM "MINI EOLO" IN SINTERED POLYSTYRENE

	CODE	FRONT COLLAR INCLUDED	SIDE COLLAR INCLUDED
		N° COLLARS / Ø mm	N° COLLARS / Ø mm
• P-FD AS-2EA-E 25/30			
• P-FD AS-2EA-E 40			
• FC2A-D - L/R 30 <b>NEW</b> • P-FCAQ-2AA-E 30	-	-	-
• FC2A-D - L/R 40 <b>NEW</b> • P-FCAQ-2AA-E 40	-	-	-
• FC2A-D - L/R 050/070 <b>NEW</b> • P-FCAQ-2AA-E 50/70	-	-	-
• FC2A-D - L/R 060/80 <b>NEW</b> • P-FCAQ-2EA-E 60/80	-	-	-

# TOSHIBA

## SINGLE PLENUM "MINI EOLO" IN SINTERED POLYSTYRENE

	CODE	FRONT COLLAR INCLUDED	SIDE COLLAR INCLUDED
		N° COLLARS / Ø mm	N° COLLARS / Ø mm
• RAV-SM BTP-E 406/456/566 • MMD-AP BHP-E 0076/0096/0126/0156/0186 • RAV-RM BTP-E 561 • MMD-AP BHP1-E 0076/96/126/156/186	PWD400048	4 Ø 125-150	2 Ø 200
• RAS-M G3DV-E/ND/TR 07/10/13 • RAS-MU2DVG-E 07/10/13	PWD400049	4 Ø 125-150	2 Ø 200
• RAV-SM BTP-E 806 • MMD-AP BHP-E 0246/0276/0306 • RAV-RM BTP-E 801 • MMD-AP BHP1-E 0246/276/306 • MMD-AP HP1-E 0186/246/276	-	-	-
• RAV-SM BTP-E 1106/1406/1606 • MMD-AP BHP-E 0366/0486/0566 • MMD-UP HP-E 0361/0481/0561 • MMD-UP HFP-E 481 • RAV-RM BTP-E 1101/1401/1606 • RAV-HM BTP-E 1101/1401/1601 • MMD-AP BHP1-E 0366/486/566 • MMD-AP HP1-E 0366/486/566 • MMD-UP BHP-E 0361/0481/0561	-	-	-
• RAS-M G3DV 16 • M G3DV - E/ND/TR 16 • RAS-M U2DVG-E 16	-	-	-

SINGLE PLENUM “EOLO” IN SINTERED POLYSTYRENE				SINGLE PLENUM INSULATED METAL SHEET/PAL			
CODE	FRONT COLLAR INCLUDED	SIDE COLLAR INCLUDED	CODE	FRONT SPIGOTS INCLUDED*	SIDE SPIGOTS INCLUDED*	COLLAR TO BE ORDER EXTRA*	
	N° COLLARS / Ø mm	N° COLLARS / Ø mm		N° SPIGOTS / Ø mm	N° SPIGOTS / Ø mm	MODEL	
			PWD402479	3 Ø 200	2 Ø 200	B2	
			PWD402480	4 Ø 200	2 Ø 200	B2	
-	-	-	PWD400442	3 Ø 150	2 Ø 150	A1	
-	-	-	PWD400443	4 Ø 150	2 Ø 150	A1	
-	-	-	PWD400444	5 Ø 150	2 Ø 150	A1	
-	-	-	PWD400445	6 Ø 150	2 Ø 150	A1	

SINGLE PLENUM “EOLO” IN SINTERED POLYSTYRENE				SINGLE PLENUM INSULATED METAL SHEET/PAL			
CODE	FRONT COLLAR INCLUDED	SIDE COLLAR INCLUDED	CODE	FRONT SPIGOTS INCLUDED*	SIDE SPIGOTS INCLUDED*	COLLAR TO BE ORDER EXTRA*	
	N° COLLARS / Ø mm	N° COLLARS / Ø mm		N° SPIGOTS / Ø mm	N° SPIGOTS / Ø mm	MODEL	
PL11162093	3 Ø 150-200	2 Ø 200	11162093	3 Ø 150	2 Ø 150	A1	
PL11162096	3 Ø 150-200	2 Ø 200	11162096	3 Ø 150	2 Ø 150	A1	
PL11162094	4 Ø 150-200	2 Ø 200	11162094	5 Ø 150	2 Ø 150	A1	
-	-	-	11162095	6 Ø 150	2 Ø 150	A1	
PL11162097	4 Ø 150-200	2 Ø 200	11162097	4 Ø 150	2 Ø 150	A1	



# TOSHIBA

## SINGLE PLENUM “MINI EOLO” IN SINTERED POLYSTYRENE

	CODE	FRONT COLLAR INCLUDED	SIDE COLLAR INCLUDED
		N° COLLARS / Ø mm	N° COLLARS / Ø mm
<ul style="list-style-type: none"> <li>• RAV-SM SDT-E 304/404/454/564</li> <li>• MMD-P SPHE 0056/76/96/126/154/184</li> <li>• RAV-RM SDT-E 301/401/561</li> <li>• MMD-AP SPH1-E 0056/74/94/124/154/184</li> </ul>	-	-	-
<ul style="list-style-type: none"> <li>• RAS-M U2DVG-E 22/24</li> </ul>	-	-	-
<ul style="list-style-type: none"> <li>• MMD-AP SPH1-E 0244/274</li> </ul>	-	-	-
<ul style="list-style-type: none"> <li>• MMD-AP HP-E 0726/0966</li> <li>• MMD-UP HP-E 0721/0961</li> <li>• MMD-UP HFP-E 0721/0961/1121/1281</li> <li>• RAV-SM DTP-E 2244/2804</li> <li>• RAV-RM DTP-E 2241/2801</li> </ul>	-	-	-
<ul style="list-style-type: none"> <li>• MMD-UP-SPHY-E 0031/051/071/091/121</li> </ul>	PWD400049	4 Ø 125-150	2 Ø 200
<ul style="list-style-type: none"> <li>• MMD-UP-SPHY-E 0151/0181</li> </ul>	-	-	-
<ul style="list-style-type: none"> <li>• MMD-UP-SPHY-E 0241/0271</li> </ul>	-	-	-
<ul style="list-style-type: none"> <li>• RAV-HM BTP-E 561</li> <li>• MMD-UP BHP-E 0051/0071/0091/0121/0151/0171</li> </ul>	PWD400446	4 Ø 125-150	2 Ø 200
<ul style="list-style-type: none"> <li>• RAV-HM BTP-E 801</li> <li>• MMD-UP BHP-E 0241/0271/0301</li> <li>• MMD-UP HP-E 0181/0241/0271</li> </ul>	-	-	-



## SINGLE PLENUM “MINI EOLO” IN SINTERED POLYSTYRENE

	CODE	FRONT COLLAR INCLUDED	SIDE COLLAR INCLUDED
		N° COLLARS / Ø mm	N° COLLARS / Ø mm
<ul style="list-style-type: none"> <li>• PEFY-P VMA-E 20/25/32</li> <li>• PEFY-W 20/25/32 VMA-A</li> <li>• PEFY-M VMA-A 20/25/32</li> <li>• PEFY-WP VMA-E 20</li> </ul>	-	-	-
<ul style="list-style-type: none"> <li>• PEFY-P VMS 1-E 15/20/25/32</li> </ul>	PWD400039	4 Ø 125-150	2 Ø 200
<ul style="list-style-type: none"> <li>• SEZ-M DAL 35/50</li> <li>• SEZ-M 35/50 DA</li> <li>• PEFY-W 40/50 VMS-A</li> <li>• PEFY-P VMS1-E 40/50</li> <li>• PEFY-WP VMS1-E 32/40</li> </ul>	-	-	-
<ul style="list-style-type: none"> <li>• SEZ-M DAL 60/71</li> <li>• PEFY-P VMS 1-E 63</li> </ul>	-	-	-
<ul style="list-style-type: none"> <li>• PEAD M JA 35/50</li> <li>• PEFY-W 40 VMA-A</li> <li>• PEFY-P VMA-E 40/50</li> <li>• PEFY-M VMA-A 40/50/63</li> <li>• PEFY-WP VMA-E 25/32</li> </ul>	-	-	-

SINGLE PLENUM “EOLO” IN SINTERED POLYSTYRENE				SINGLE PLENUM INSULATED METAL SHEET/PAL			
CODE	FRONT COLLAR INCLUDED	SIDE COLLAR INCLUDED	CODE	FRONT SPIGOTS INCLUDED*	SIDE SPIGOTS INCLUDED*	COLLAR TO BE ORDER EXTRA*	
	N° COLLARS / Ø mm	N° COLLARS / Ø mm		N° SPIGOTS / Ø mm	N° SPIGOTS / Ø mm	MODEL	
PL11162098	4 Ø 150-200	2 Ø 200	11162098	4 Ø 150	2 Ø 150	A1	
PWD400132	4 Ø 150-200	2 Ø 200	PWD400148	5 Ø 150	2 Ø 150	A1	
PWD400133	5 Ø 150-200	2 Ø 200	PWD400149	5 Ø 150	2 Ø 150	A1	
-	-	-	PWD400150	5 Ø 200	2 Ø 200	B2	
PL11162096	3 Ø 150-200	2 Ø 200	11162096	3 Ø 150	2 Ø 150	A1	
PL11162097	4 Ø 150-200	2 Ø 200	11162097	4 Ø 150	2 Ø 150	A1	
PWD400132	4 Ø 150-200	2 Ø 200	PWD400148	5 Ø 150	2 Ø 150	A1	
PWD400447	3 Ø 150-200	2 Ø 200	PWD400424	2 Ø 200	2 Ø 200	B2	
PWD400448	4 Ø 150-200	2 Ø 200	PWD400425	4 Ø 200	2 Ø 200	B2	

SINGLE PLENUM “EOLO” IN SINTERED POLYSTYRENE				SINGLE PLENUM INSULATED METAL SHEET/PAL			
CODE	FRONT COLLAR INCLUDED	SIDE COLLAR INCLUDED	CODE	FRONT SPIGOTS INCLUDED*	SIDE SPIGOTS INCLUDED*	COLLAR TO BE ORDER EXTRA*	
	N° COLLARS / Ø mm	N° COLLARS / Ø mm		N° SPIGOTS / Ø mm	N° SPIGOTS / Ø mm	MODEL	
PL11162018	3 Ø 150-200	2 Ø 200	11162018	3 Ø 150	2 Ø 150	A1	
PL11162002	3 Ø 150-200	2 Ø 200	11162002	3 Ø 150	2 Ø 150	A1	
PL11162015	4 Ø 150-200	2 Ø 200	11162015	4 Ø 150	2 Ø 150	A1	
PL11162006	5 Ø 150-200	2 Ø 200	11162006	5 Ø 150	2 Ø 150	A1	
PL11162013	4 Ø 150-200	2 Ø 200	11162013	4 Ø 150	2 Ø 150	A1	



SINGLE PLENUM “**MINI EOLO**”  
IN SINTERED POLYSTYRENE

	SINGLE PLENUM “ <b>MINI EOLO</b> ” IN SINTERED POLYSTYRENE		
	CODE	FRONT COLLAR INCLUDED	SIDE COLLAR INCLUDED
		N° COLLARS / Ø mm	N° COLLARS / Ø mm
<ul style="list-style-type: none"> <li>• PEFY-P VMA-E 63/71/80</li> <li>• PEAD-SM JAL 71</li> <li>• PEFY-W 50/63/71/80 VMA-A</li> <li>• PEFY-M VMA-A 71/80</li> <li>• PEFY-WP VMA-E 40/50</li> </ul>	-	-	-
<ul style="list-style-type: none"> <li>• PEFY-P VMA-E 100/125</li> <li>• PEAD-SM JAL 100/125</li> <li>• PEFY-W 100/125 VMA-A</li> <li>• PEAD-M JA 100/125</li> <li>• PEFY-M VMA-A 100/125</li> </ul>	-	-	-
<ul style="list-style-type: none"> <li>• PEFY-P VMA-E 140</li> <li>• PEAD-SM JAL 140</li> <li>• PEFY-M VMA-A 140</li> </ul>	-	-	-
<ul style="list-style-type: none"> <li>• PEFY-P VMR-E-L 20/25/32</li> </ul>	-	-	-
<ul style="list-style-type: none"> <li>• PEFY-P VMHS-E 40/50/63</li> </ul>	-	-	-
<ul style="list-style-type: none"> <li>• PEFY-P VMHS-E 71/80</li> </ul>	-	-	-
<ul style="list-style-type: none"> <li>• PEFY-P VMHS-E 100/125/140</li> </ul>	-	-	-
<ul style="list-style-type: none"> <li>• PEFY-P VMHS-E 200/250</li> </ul>	-	-	-
<ul style="list-style-type: none"> <li>• SEZ-M 25 DA</li> <li>• PEFY-W 10/15/20/25/32 VMS-A</li> <li>• PEFY-WP VMS1-E 10/15/20/25</li> </ul>	PWD400298	4 Ø 125-150	2 Ø 200
<ul style="list-style-type: none"> <li>• SEZ-M 60/71 DA</li> <li>• PEFY-WP VMS1-E 50</li> </ul>	-	-	-



PLENUM IN **PAL** AVAILABLE ON REQUEST



SINGLE PLENUM “**MINI EOLO**”  
IN SINTERED POLYSTYRENE

	SINGLE PLENUM “ <b>MINI EOLO</b> ” IN SINTERED POLYSTYRENE		
	CODE	FRONT COLLAR INCLUDED	SIDE COLLAR INCLUDED
		N° COLLARS / Ø mm	N° COLLARS / Ø mm
<ul style="list-style-type: none"> <li>• GB-X SR 18</li> </ul>	PWD400065	4 Ø 125-150	2 Ø 200
<ul style="list-style-type: none"> <li>• GB-X SR 24/36</li> </ul>	-	-	-

SINGLE PLENUM “EOLO” IN SINTERED POLYSTYRENE				SINGLE PLENUM INSULATED METAL SHEET/PAL			
CODE	FRONT COLLAR INCLUDED	SIDE COLLAR INCLUDED	CODE	FRONT SPIGOTS INCLUDED*	SIDE SPIGOTS INCLUDED*	COLLAR TO BE ORDER EXTRA*	
	N° COLLARS / Ø mm	N° COLLARS / Ø mm		N° SPIGOTS / Ø mm	N° SPIGOTS / Ø mm	MODEL	
PL11162014	5 Ø 150-200	2 Ø 200	11162014	5 Ø150	2 Ø150	A1	
-	-	-	11162016	7 Ø150	2 Ø150	A1	
-	-	-	11162017	8 Ø150	2 Ø150	A1	
-	-	-	PWD400242	2 Ø 150	2 Ø 150	A1	
-	-	-	PWD400261	2 Ø 200	2 Ø 200	B2	
-	-	-	PWD400262	3 Ø 200	2 Ø 200	B2	
-	-	-	PWD400263	4 Ø 200	2 Ø 200	B2	
-	-	-	PWD400266	4 Ø 200	2 Ø 200	B2	
PWD400275	3 Ø 150-200	2 Ø 200	PWD400250	3 Ø150	2 Ø150	A1	
PWD400276	4 Ø 150-200	2 Ø 200	PWD400251	5 Ø150	2 Ø150	A1	

SINGLE PLENUM “EOLO” IN SINTERED POLYSTYRENE				SINGLE PLENUM INSULATED METAL SHEET/PAL			
CODE	FRONT COLLAR INCLUDED	SIDE COLLAR INCLUDED	CODE	FRONT SPIGOTS INCLUDED*	SIDE SPIGOTS INCLUDED*	COLLAR TO BE ORDER EXTRA*	
	N° COLLARS / Ø mm	N° COLLARS / Ø mm		N° SPIGOTS / Ø mm	N° SPIGOTS / Ø mm	MODEL	
PL11163200	4 Ø 150-200	2 Ø 200	11163200	4 Ø 150	2 Ø 150	A1	
PL11163201	4 Ø 150-200	2 Ø 200	11163201	4 Ø 150	2 Ø 150	A1	

# SAMSUNG

## SINGLE PLENUM “MINI EOLO” IN SINTERED POLYSTYRENE

	CODE	FRONT COLLAR INCLUDED	SIDE COLLAR INCLUDED
		N° COLLARS / Ø mm	N° COLLARS / Ø mm
<ul style="list-style-type: none"> <li>• AC MNLDKH/EU 026/035</li> <li>• AM FNLDEH/EU 017/022/028/036</li> <li>• AE MNLDEH/EU 022/028/036</li> <li>• AC RNLDKG/EU 026/035</li> </ul>	PWD400039	4 Ø 125-150	2 Ø 200
<ul style="list-style-type: none"> <li>• AE MNLDEH/EU 056</li> <li>• AM FNMDEH/EU 022/028/036</li> <li>• AM FNLDEH/EU 045/056</li> <li>• AJ RBLDEG/EU 026/036</li> </ul>	-	-	-
<ul style="list-style-type: none"> <li>• AJ TNLDEG/EU 026/035</li> </ul>	PWD400241	3 Ø 125-150	2 Ø 200
<ul style="list-style-type: none"> <li>• AM NMDEH/EU 045/056/071</li> <li>• AJ TNMDEG/EU 052</li> </ul>	-	-	-
<ul style="list-style-type: none"> <li>• AC MNMDKH/EU 035/052/060/071</li> <li>• AC BNMPKG/EU 035/052</li> <li>• AE MNMPEH/EU 071</li> <li>• AE BNMPEH 036/056</li> <li>• AE ANMPEH 071</li> <li>• AM HNMPKH 036/045/056/071</li> <li>• AC JNMCEH/EU 035</li> <li>• AC RNMDKG/EU 035/052/071</li> <li>• AC HNMCEH/EU 035</li> <li>• AM - ANMPKH/EU 022/028/036/045/056/071</li> </ul>	-	-	-
<ul style="list-style-type: none"> <li>• AC MNLDKH/EU 052/071</li> <li>• AC RNLDKG/EU 052/071</li> </ul>	-	-	-
<ul style="list-style-type: none"> <li>• AC MNMDKH/EU 090/100</li> <li>• AC BNMPKG/EU 071</li> <li>• AM HNMPKH/EU 090</li> <li>• AM - ANMPKH/EU 090</li> <li>• AC JNMCEH/EU 071</li> <li>• AC RNMDKG/EU 100</li> <li>• AE MNMPEH/EU 090</li> </ul>	-	-	-
<ul style="list-style-type: none"> <li>• AC MNMDKH/EU 120/140</li> <li>• AC BNMPKG/EU 100/120/140</li> <li>• AC JNMCEH/EU 100/125</li> <li>• AC RNMDKG/EU 120/140</li> <li>• AM - ANMPKH/EU 112/128/140</li> <li>• AM HNHPKH/EU 112/128/140</li> <li>• AM HNMPKH/EU 112/128/140</li> </ul>	-	-	-
<ul style="list-style-type: none"> <li>• AM FNLDEH/EU 071</li> </ul>	-	-	-
<ul style="list-style-type: none"> <li>• AC SDXEA 090/100</li> </ul>	-	-	-
<ul style="list-style-type: none"> <li>• AM FNMDEH/EU 090</li> <li>• DH EAV2 070/090</li> </ul>	-	-	-
<ul style="list-style-type: none"> <li>• AC JNHPKH/EU 180/200</li> <li>• AC KNHPKH/EU 200/250</li> </ul>	-	-	-
<ul style="list-style-type: none"> <li>• AM FNHDEH 220/280</li> <li>• AM JNHFKH/EU 180/224</li> </ul>	-	-	-
<ul style="list-style-type: none"> <li>• AM - ANLDKH/EU 017/022/028/036</li> </ul>	PWD400241	3 Ø 125-150	2 Ø 200
<ul style="list-style-type: none"> <li>• AJ BNMDEG/EU 052</li> </ul>	PWD402489	4 Ø125-150	2 Ø 200
<ul style="list-style-type: none"> <li>• AC BNLDKG 052/071</li> </ul>			



SINGLE PLENUM “EOLO” IN SINTERED POLYSTYRENE				SINGLE PLENUM INSULATED METAL SHEET/PAL			
CODE	FRONT COLLAR INCLUDED	SIDE COLLAR INCLUDED	CODE	FRONT SPIGOTS INCLUDED*	SIDE SPIGOTS INCLUDED*	COLLAR TO BE ORDER EXTRA*	
	N° COLLARS / Ø mm	N° COLLARS / Ø mm		N° SPIGOTS / Ø mm	N° SPIGOTS / Ø mm	MODEL	
PL11162002	3 Ø 150-200	2 Ø 200	11162002	3 Ø 150	2 Ø 150	A1	
PL11162004	4 Ø 150-200	2 Ø 200	11162004	4 Ø 150	2 Ø 150	A1	
PWD400240	2 Ø 150-200	2 Ø 200	PWD400239	2 Ø 150	2 Ø 150	A1	
PL11165002	4 Ø 150-200	2 Ø 200	11165002	4 Ø 150	2 Ø 150	A1	
PL11165008	4 Ø 150-200	2 Ø 200	11165008	3 Ø 200	2 Ø 200	B2	
			PWD400197	4 Ø 200	2 Ø 200	B2	
PL11165010	5 Ø 150-200	2 Ø 200	11165010	5 Ø 150	2 Ø 150	A1	
PL11165012	5 Ø 150-200	2 Ø 200	11165012	5 Ø 200	2 Ø 200	B2	
-	-	-	11165014	5 Ø 200	2 Ø 200	B2	
-	-	-	11165004	5 Ø 150	2 Ø 150	A1	
-	-	-	11165006	4 Ø 200	2 Ø 200	B2	
PL11165009	4 Ø 150-200	2 Ø 200	-	-	-	-	
-	-	-	PWD400145	5 Ø 200	2 Ø 200	B2	
-	-	-	PWD400146	4 Ø 200	2 Ø 200	B2	
PWD400240	2 Ø 150-200	2 Ø 200	PWD400239	2 Ø 150	2 Ø 150	A1	
PWD402504	3 Ø 150-200	2 Ø 200	PWD402461	4 DN 150	2 DN 150	A1	
PWD402505	4 Ø 150-200	2 Ø 200	PWD402462	5 DN 150	2 DN 150	A1	

**MITSUBISHI**  
HEAVY INDUSTRIES LTD.

SINGLE PLENUM “**MINI EOLO**”  
IN SINTERED POLYSTYRENE

	CODE	FRONT COLLAR INCLUDED	SIDE COLLAR INCLUDED
		N° COLLARS / Ø mm	N° COLLARS / Ø mm
• SRR ZM-S 25/35	PWD400051	4 Ø 125-150	2 Ø 200
• SRR ZM-S 50/60	-	-	-
• FDUM VF/VH 40/50 • FDU KX6F 45/56 • FDUM KXE6F 22/56	PWD400052	4 Ø 125-150	2 Ø 200
• FDUM VF/VH 60/71 • FDU VF1 71 • FDU KX6F 71/90 • FDUM KXE6F 71/90	-	-	-
• FDUM VF/VH 100/125/140 • FDU VF1/VF2 100 • FDU KXE6F 112/140 • FDU VF 100/125/140 • FDUM KXE6F 112/140/160	-	-	-
• FDU VG 200/240	-	-	-

**HITACHI**

SINGLE PLENUM “**MINI EOLO**”  
IN SINTERED POLYSTYRENE

	CODE	FRONT COLLAR INCLUDED	SIDE COLLAR INCLUDED
		N° COLLARS / Ø mm	N° COLLARS / Ø mm
• RAD RPA 25/35/50	PWD400060	4 Ø 125-150	2 Ø 200
• RAD PPA 50/60/70	-	-	-
• RPI FSN4E 2.0/2.5/3.0	-	-	-
• RPI FSN4E 4.0/5.0/6.0	-	-	-
• RAD-RPE 25/35 • RAD-QPE 18	-	-	-
• RAD-RPE 50/60 • RAD-PPD 50/60/70	-	-	-
• RPIM-UNE1NH 3.0	-	-	-
• RPIM-UNE1NH 4.0/5.0/6.0/6.5	-	-	-
• RPI-FSRE 0.4	-	3 Ø 125-150	2 Ø 200
• RPI-FSRE 1.5/2.0	-	3 Ø 125-150	2 Ø 200
• RPI-FSRE 2.5/3.0	-	-	-
• RPI-FSRE 4.0/6.0 • RPI-FSN6E-EF 4.0/6.0	-	-	-
• RPIH-FSRE 4.0/6.0	-	-	-

**Haier**


SINGLE PLENUM “**MINI EOLO**”  
IN SINTERED POLYSTYRENE


	CODE	FRONT COLLAR INCLUDED	SIDE COLLAR INCLUDED
		N° COLLARS / Ø mm	N° COLLARS / Ø mm
• AD MS1ERA 12	-	-	-
• AD MS1ERA 18	-	-	-
• AD MS1ERA - MS2ERA 24/28	-	-	-

SINGLE PLENUM “EOLO” IN SINTERED POLYSTYRENE				SINGLE PLENUM INSULATED METAL SHEET/PAL			
CODE	FRONT COLLAR INCLUDED	SIDE COLLAR INCLUDED	CODE	FRONT SPIGOTS INCLUDED*	SIDE SPIGOTS INCLUDED*	COLLAR TO BE ORDER EXTRA*	
	N° COLLARS / Ø mm	N° COLLARS / Ø mm		N° SPIGOTS / Ø mm	N° SPIGOTS / Ø mm	MODEL	
PL11162164	3 Ø 150-200	2 Ø 200	11162164	3 Ø 150	2 Ø 150	A1	
PL11162165	4 Ø 150-200	2 Ø 200	11162165	4 Ø 150	2 Ø 150	A1	
PL11162161	3 Ø 150-200	2 Ø 200	11162161	3 Ø 150	2 Ø 150	A1	
PL11162162	4 Ø 150-200	2 Ø 200	11162162	4 Ø 150	2 Ø 150	A1	
PL11162163	5 Ø 150-200	2 Ø 200	11162163	6 Ø 150	2 Ø 150	A1	
-	-	-	11162166	6 Ø 200	2 Ø 200	B2	

SINGLE PLENUM “EOLO” IN SINTERED POLYSTYRENE				SINGLE PLENUM INSULATED METAL SHEET/PAL			
CODE	FRONT COLLAR INCLUDED	SIDE COLLAR INCLUDED	CODE	FRONT SPIGOTS INCLUDED*	SIDE SPIGOTS INCLUDED*	COLLAR TO BE ORDER EXTRA*	
	N° COLLARS / Ø mm	N° COLLARS / Ø mm		N° SPIGOTS / Ø mm	N° SPIGOTS / Ø mm	MODEL	
PL11163020	3 Ø 150-200	2 Ø 200	11163020	3 Ø 150	2 Ø 150	A1	
-	-	-	11163021	3 Ø 200	2 Ø 200	B2	
-	-	-	11163022	4 Ø 150	2 Ø 150	A1	
-	-	-	11163023	6 Ø 150	2 Ø 150	A1	
-	-	-	PWD400303	3 Ø 200	2 Ø 200	B2	
PWD400285	4 Ø 150-200	2 Ø 200	PWD400260	3 Ø 200	2 Ø 200	B2	
PWD400020	4 Ø 150-200	2 Ø 200	PWD400001	3 Ø 200	2 Ø 200	B2	
PWD400021	5 Ø 150-200	2 Ø 200	PWD400003	5 Ø 200	2 Ø 200	B2	
	2 Ø 150-200	2 Ø 200	PWD400435	2 Ø 150	2 Ø 150	A1	
	2 Ø 150-200	2 Ø 200	PWD400436	3 Ø 150	2 Ø 150	A1	
PWD400461	4 Ø 150-200	2 Ø 200	PWD400437	4 Ø 150	2 Ø 150	A1	
PWD400462	5 Ø 150-200	2 Ø 200	PWD400438	6 Ø 150	2 Ø 150	A1	
-	-	-	PWD400439	5 Ø 200	2 Ø 200	B2	

SINGLE PLENUM “EOLO” IN SINTERED POLYSTYRENE				SINGLE PLENUM INSULATED METAL SHEET/PAL			
CODE	FRONT COLLAR INCLUDED	SIDE COLLAR INCLUDED	CODE	FRONT SPIGOTS INCLUDED*	SIDE SPIGOTS INCLUDED*	COLLAR TO BE ORDER EXTRA*	
	N° COLLARS / Ø mm	N° COLLARS / Ø mm		N° SPIGOTS / Ø mm	N° SPIGOTS / Ø mm	MODEL	
-	-	-	11162053	2 Ø 150	2 Ø 150	A1	
PL11162054	4 Ø 150-200	2 Ø 200	11162054	4 Ø 150	2 Ø 150	A1	

	<b>SINGLE PLENUM “MINI EOLO” IN SINTERED POLYSTYRENE</b>		
	CODE	FRONT COLLAR INCLUDED	SIDE COLLAR INCLUDED
		N° COLLARS / Ø mm	N° COLLARS / Ø mm
<ul style="list-style-type: none"> <li>• AD SS1ERA 09/12</li> <li>• AD S2SS1FA 25/35</li> </ul>	PWD400054	4 Ø 125-150	2 Ø 200
<ul style="list-style-type: none"> <li>• AD SS1ERA 18/24</li> <li>• AD HS1ERA 48/60</li> </ul>	-	-	-
<ul style="list-style-type: none"> <li>• ADH M1ERG 105/125/140</li> </ul>	-	-	-
<ul style="list-style-type: none"> <li>• AD S2S S1FA 50</li> <li>• AD S2S S2FA 50</li> <li>• AD S2S S1FA 71</li> <li>• AD S2S S2FA 71</li> </ul>	-	-	-
<ul style="list-style-type: none"> <li>• AD S2S M3FA 35</li> </ul>	PWD400055	3 Ø 125-150	2 Ø 200
<ul style="list-style-type: none"> <li>• AD S2S S2FA 25</li> <li>• AD S2S S1FA 35</li> </ul>	PWD400089	4 Ø 125 150	2 Ø 200
<ul style="list-style-type: none"> <li>• AD S2S M1FA 50</li> <li>• AD S2S M1FA 71</li> </ul>	-	-	-
<ul style="list-style-type: none"> <li>• AD S2S M3FA 50</li> <li>• AD S2S M3FA 71</li> <li>• AD S2S M3FA 90</li> <li>• AD MJERA 302</li> </ul>	-	-	-
<ul style="list-style-type: none"> <li>• AD S2S M3FA 105</li> <li>• AD S2S M3FA 125</li> <li>• AD S2S M3FA 140</li> </ul>	-	-	-
<ul style="list-style-type: none"> <li>• ADH H1ERG 105</li> <li>• ADH H1ERG 125</li> <li>• ADH H1ERG 140</li> </ul>	-	-	-

	<b>SINGLE PLENUM “MINI EOLO” IN SINTERED POLYSTYRENE</b>		
	CODE	FRONT COLLAR INCLUDED	SIDE COLLAR INCLUDED
		N° COLLARS / Ø mm	N° COLLARS / Ø mm
<ul style="list-style-type: none"> <li>• MP INH CC2 15/21/25</li> <li>• MP INH CC2 31/41/51</li> </ul>	-	-	-
<ul style="list-style-type: none"> <li>• ID2-XY 27M/35M</li> </ul>	PWD400297	3 Ø 125-150	2 Ø 200
<ul style="list-style-type: none"> <li>• ID2-XY 53M</li> </ul>	PWD400064	4 Ø 125-150	2 Ø 200
<ul style="list-style-type: none"> <li>• ID2-XY 105M</li> <li>• ID2-XY 140M/160M</li> </ul>	-	-	-
<ul style="list-style-type: none"> <li>• ID3-XY -M 27/35</li> </ul>	PWD400063	3 Ø 125-150	2 Ø 200
<ul style="list-style-type: none"> <li>• ID3-XY -M 53</li> </ul>	PWD400064	4 Ø 125-150	2 Ø 200
<ul style="list-style-type: none"> <li>• ID3-XY -M 70</li> <li>• ID3-XY -M 88/105</li> <li>• ID3-XY -M 120/140/160</li> </ul>	-	-	-

SINGLE PLENUM “EOLO” IN SINTERED POLYSTYRENE			SINGLE PLENUM INSULATED METAL SHEET/PAL			
CODE	FRONT COLLAR INCLUDED	SIDE COLLAR INCLUDED	CODE	FRONT SPIGOTS INCLUDED*	SIDE SPIGOTS INCLUDED*	COLLAR TO BE ORDER EXTRA*
	N° COLLARS / Ø mm	N° COLLARS / Ø mm		N° SPIGOTS / Ø mm	N° SPIGOTS / Ø mm	MODEL
PL11162055	3 Ø 150-200	2 Ø 200	11162055	3 Ø 150	2 Ø 150	A1
-	-	-	11162057	5 Ø 150	2 Ø 150	A1
-	-	-	11162056	3 Ø 200	2 Ø 200	B2
-	-	-	11162059	6 Ø 150	2 Ø 150	A1
PL11165112	4 Ø 150-200	2 Ø 200	11165112	5 Ø 150	2 Ø 150	A1
PWD400029	3 Ø 150-200	2 Ø 200	PWD400017	3 Ø 150	2 Ø 150	A1
PWD400090	3 Ø 150-200	2 Ø 200	PWD400082	3 Ø 150	2 Ø 150	E5
PWD400092	3 Ø 150-200	2 Ø 200	PWD400084	4 Ø 150	2 Ø 150	E5
PWD400093	4 Ø 150-200	2 Ø 200	PWD400085	5 Ø 150	2 Ø 150	E5
-	-	-	PWD400086	6 Ø 150	2 Ø 150	E5
-	-	-	PWD400087	6 Ø 150	2 Ø 150	E5

SINGLE PLENUM “EOLO” IN SINTERED POLYSTYRENE			SINGLE PLENUM INSULATED METAL SHEET/PAL			
CODE	FRONT COLLAR INCLUDED	SIDE COLLAR INCLUDED	CODE	FRONT SPIGOTS INCLUDED*	SIDE SPIGOTS INCLUDED*	COLLAR TO BE ORDER EXTRA*
	N° COLLARS / Ø mm	N° COLLARS / Ø mm		N° SPIGOTS / Ø mm	N° SPIGOTS / Ø mm	MODEL
PL11162003	4 Ø 150-200	2 Ø 200	11162003	3 Ø 200	2 Ø 200	B2
PL11162001	5 Ø 150-200	2 Ø 200	11162001	5 Ø 200	2 Ø 200	B2
PWD400274	2 Ø 150-200	2 Ø 200	PWD400249	3 Ø 150	2 Ø 150	A1
PWD400023	3 Ø 150-200	2 Ø 200	PWD400007	3 Ø 150	2 Ø 150	A1
PWD400025	5 Ø 150-200	2 Ø 200	PWD400011	6 Ø 150	2 Ø 150	A1
	4 Ø 150-200	2 Ø 200	PWD400012	4 Ø 200	2 Ø 200	B2
PWD400027	3 Ø 150-200	2 Ø 200	PWD400005	2 Ø 150	2 Ø 150	A1
PWD400023	3 Ø 150-200	2 Ø 200	PWD400007	3 Ø 150	2 Ø 150	A1
PWD400024	4 Ø 150-200	2 Ø 200	PWD400009	4 Ø 150	2 Ø 150	A1
PWD400025	5 Ø 150-200	2 Ø 200	PWD400011	6 Ø 150	2 Ø 150	A1
	4 Ø 150-200	2 Ø 200	PWD400431	4 Ø 200	2 Ø 200	B2



SINGLE PLENUM “**MINI EOLO**”  
IN SINTERED POLYSTYRENE

	CODE	FRONT COLLAR INCLUDED	SIDE COLLAR INCLUDED
		N° COLLARS / Ø mm	N° COLLARS / Ø mm
• RDG LLTB 09/12/14	PWD400056	4 Ø 125-150	2 Ø 200
• RDG LLTB 18	-	-	-
• RDG LHTLB 12/14	-	-	-
• RDG LHTLB 18/24/30	-	-	-
• RDG LHTLB 36/45/54	-	-	-
• RDG LM 24/30/36/45 <b>**</b> (con flangia di mandata da 1065x208)	-	-	-
• RDG LHTA 45/54	-	-	-
• RDG LSLAP 12/14	-	-	-
• RDG LSLAP 18	-	-	-
• RDG KLLAP 9/12/14	PWD400057	4 Ø 125-150	2 Ø 200
• RDG KLLAP 18	-	-	-



SINGLE PLENUM “**MINI EOLO**”  
IN SINTERED POLYSTYRENE

	CODE	FRONT COLLAR INCLUDED	SIDE COLLAR INCLUDED
		N° COLLARS / Ø mm	N° COLLARS / Ø mm
• ARYG LSLAP 12/14 • ARXG KLLAP 9/12/14	PWD400057	4 Ø 125-150	2 Ø 200
• ARYG LLTB 12/14 • ARYG LLTB 18	PWD400056	4 Ø 125-150	2 Ø 200
• ARYG LMLA 24/36 <b>**</b> (con flangia di mandata da 1065x208) • ARYG LMLA/LE 30/36 <b>**</b> (con flangia di mandata da 1065x208) • ARYG LMLA 45 <b>**</b> (con flangia di mandata da 1065x208) • ARXG KMLA 22/24/30/36/45 <b>**</b> (con flangia di mandata da 1065x208)	-	-	-
• ARYG LHTA-LHTAT 45/54 • ARXG KHTA 45/54	-	-	-
• ARYG LHTBP 12/14 • ARXG KHTAP 12/14	-	-	-
• ARYG LHTBP 18/22/24/30 • ARYG KHTAP 18/22/24/30	-	-	-
• ARYG LSLAP 18 • ARXG KLLAP 18	-	-	-
• ARYG-LHTBP 36/45/54 • ARXH KMTAP 30/36/45/54	-	-	-
• ARXH KMTAP 24	PWD402484	4 Ø125-150	2 Ø 200



SINGLE PLENUM “EOLO” IN SINTERED POLYSTYRENE			SINGLE PLENUM INSULATED METAL SHEET/PAL			
CODE	FRONT COLLAR INCLUDED	SIDE COLLAR INCLUDED	CODE	FRONT SPIGOTS INCLUDED*	SIDE SPIGOTS INCLUDED*	COLLAR TO BE ORDER EXTRA*
	N° COLLARS / Ø mm	N° COLLARS / Ø mm		N° SPIGOTS / Ø mm	N° SPIGOTS / Ø mm	MODEL
PL11162027	3 Ø 150-200	2 Ø 200	11162027	3 Ø 150	2 Ø 150	A1
PL11162030	4 Ø 150-200	2 Ø 200	11162030	4 Ø 150	2 Ø 150	A1
PL11162000	4 Ø 150-200	2 Ø 200	11162000	2 Ø 150	2 Ø 150	B2
PWD400284	4 Ø 150-200	2 Ø 200	PWD400259	3 Ø 200	2 Ø 200	B2
PL11162001	5 Ø 150-200	2 Ø 200	11162001	5 Ø 200	2 Ø 200	B2
PL11162028	5 Ø 150-200	2 Ø 200	11162028	4 Ø 200	2 Ø 200	B2
-	-	-	11162025	3 Ø 200	2 Ø 200	B2
-	-	-	PWD400161	3 Ø 150	2 Ø 150	A1
-	-	-	PWD400162	4 Ø 150	2 Ø 150	A1
PL11162026	3 Ø 150-200	3 Ø 200	11162026	3 Ø 150	2 Ø 150	A1
PWD400131	4 Ø 150-200	2 Ø 200	PWD400147	4 Ø 150	2 Ø 150	A1

SINGLE PLENUM “EOLO” IN SINTERED POLYSTYRENE			SINGLE PLENUM INSULATED METAL SHEET/PAL			
CODE	FRONT COLLAR INCLUDED	SIDE COLLAR INCLUDED	CODE	FRONT SPIGOTS INCLUDED*	SIDE SPIGOTS INCLUDED*	COLLAR TO BE ORDER EXTRA*
	N° COLLARS / Ø mm	N° COLLARS / Ø mm		N° SPIGOTS / Ø mm	N° SPIGOTS / Ø mm	MODEL
PL11162026	3 Ø 150-200	3 Ø 200	11162026	3 Ø 150	2 Ø 150	A1
PL11162027	3 Ø 150-200	2 Ø 200	11162027	3 Ø 150	2 Ø 150	A1
PL11162030	4 Ø 150-200	2 Ø 200	11162030	4 Ø 150	2 Ø 150	A1
PL11162028	5 Ø 150-200	2 Ø 200	11162028	4 Ø 200	2 Ø 200	B2
-	-	-	11162025	3 Ø 200	2 Ø 200	B2
PL11162000	4 Ø 150-200	2 Ø 200	11162000	2 Ø 200	2 Ø 200	B2
PL11162003	4 Ø 150-200	2 Ø 200	11162003	3 Ø 200	2 Ø 200	B2
PWD400131	4 Ø 150-200	2 Ø 200	PWD400147	4 Ø 150	2 Ø 150	A1
PL11162001	5 Ø 150-200	2 Ø 200	11162001	5 Ø 200	2 Ø 200	B2
PWD402495	5 Ø 150-200	2 Ø 200	PWD402468	6 Ø 150	2 Ø 150	A1
PWD402496	3 Ø 150-200	2 Ø 200	PWD402469	4 Ø 150	2 Ø 150	A1



SINGLE PLENUM “MINI EOLO”  
IN SINTERED POLYSTYRENE

	CODE	FRONT COLLAR INCLUDED	SIDE COLLAR INCLUDED
		N° COLLARS / Ø mm	N° COLLARS / Ø mm
• GFH EA-K3DNA1A/1 09/12	PWD400039	4 Ø 125-150	2 Ø 200
• GFH EA-K3DNA1A/1 18	-	-	-
• GFH EA-K3DNA1A/1 21/24	-	-	-
• GFH K3FI 12/18	PWD400065	4 Ø 125-150	2 Ø 200
• GFH K3FI 24/30/36	-	-	-
• GUD PS/A-T 35		3 Ø 125 - 150	2 Ø 200
• GUD PS/A-T 50	-	-	-
• GUD PS/A-T 71	-	-	-
• GUD PS/A-T 85	-	-	-
• GUD PHS/A-T 71	-	-	-
• GUD PHS/A-T 85	-	-	-
• GUD PHS/A-T 100	-	-	-
• GUD PHS/A-T 140	-	-	-
• GUD PHS/A-T 160	-	-	-
• GUD PS1/A-S 35	PWD400292	3 Ø 125 - 150	2 Ø 200
• GUD PS1/A-S 50	-	-	-
• GUD PS1/A-S 71	-	-	-
• GUD PS1/A-S 100	-	-	-
• GUD PS1/A-S 125/140	-	-	-



SINGLE PLENUM “MINI EOLO”  
IN SINTERED POLYSTYRENE

	CODE	FRONT COLLAR INCLUDED	SIDE COLLAR INCLUDED
		N° COLLARS / Ø mm	N° COLLARS / Ø mm
• CM N 14 18/24			
• UM N14 30			
• ARNU GM1A4 07/09/12/15/18/24			
• CM R.N10 18/24			
• UM R.N10 30			
• CM F.N10 18/24			
• UM F.N10 30			
• UM FH.N10 12/18			
• CB L N12 9	PWD400058	4 Ø 125-150	2 Ø 200
• CB L N22 12/18	-	-	-
• UM N24 36/42			
• UM R N20 36/42			
• ARNU GM2A4 28/36/42			
• UM F.N20 36/42			
• UB E NHO 18/24C/24			
• ARNU-GL1G4 05/07/09			
• ARNU-GL2G4 12/15/18			
• UL-FH.F50 12/18			
• CL-F.N50 09/12			
• ARNU-GL3G4 21/24			
• CL-F.N60 18			
• ARNU-GB8A4 76/96			
• UM-FH.N20 24/30			
• UM-FH.N30 36/42/48			
• UM-F.N30 48/60			

SINGLE PLENUM “EOLO” IN SINTERED POLYSTYRENE			SINGLE PLENUM INSULATED METAL SHEET/PAL			
CODE	FRONT COLLAR INCLUDED	SIDE COLLAR INCLUDED	CODE	FRONT SPIGOTS INCLUDED*	SIDE SPIGOTS INCLUDED*	COLLAR TO BE ORDER EXTRA*
	N° COLLARS / Ø mm	N° COLLARS / Ø mm		N° SPIGOTS / Ø mm	N° SPIGOTS / Ø mm	MODEL
PL11162002	3 Ø 150-200	2 Ø 200	11162002	3 Ø 150	2 Ø 150	A1
PL11162004	4 Ø 150-200	2 Ø 200	11162004	4 Ø 150	2 Ø 150	A1
PL11162006	5 Ø 150-200	2 Ø 200	11162006	5 Ø 150	2 Ø 150	A1
PL11163200	4 Ø 150-200	2 Ø 200	11163200	4 Ø 150	2 Ø 150	A1
PL11163201	4 Ø 150-200	2 Ø 200	11163201	4 Ø 150	2 Ø 150	A1
PWD400100	3 Ø 150 200	2 Ø 200	PWD400094	3 Ø 150	2 Ø 150	E5
PWD400101	4 Ø 150 200	2 Ø 200	PWD400095	4 Ø 150	2 Ø 150	E5
PWD400102	5 Ø 150 200	2 Ø 200	PWD400096	6 Ø 150	2 Ø 150	E5
-	-	-	PWD400352	3 Ø 200	2 Ø 200	B2
PWD400103	3 Ø 150 200	2 Ø 200	PWD400097	3 Ø 200	2 Ø 200	B2
PWD400104	5 Ø 150 200	2 Ø 200	PWD400098	5 Ø 200	2 Ø 200	B2
PWD400268	3 Ø 150-200	2 Ø 200	PWD400243	3 Ø 150	2 Ø 150	A1
PWD400101	4 Ø 150-200	2 Ø 200	PWD400095	4 Ø 150	2 Ø 150	A1
PWD400415	4 Ø 150-200	2 Ø 200	PWD400413	3 Ø 200	2 Ø 200	B2
PWD400416	5 Ø 150-200	2 Ø 200	PWD400414	5 Ø 200	2 Ø 200	B2
	5 Ø 150-200	2 Ø 200	PWD400465	5 Ø 200	2 Ø 200	B2

SINGLE PLENUM “EOLO” IN SINTERED POLYSTYRENE			SINGLE PLENUM INSULATED METAL SHEET/PAL			
CODE	FRONT COLLAR INCLUDED	SIDE COLLAR INCLUDED	CODE	FRONT SPIGOTS INCLUDED*	SIDE SPIGOTS INCLUDED*	COLLAR TO BE ORDER EXTRA*
	N° COLLARS / Ø mm	N° COLLARS / Ø mm		N° SPIGOTS / Ø mm	N° SPIGOTS / Ø mm	MODEL
PL11162067	4 Ø 150-200	2 Ø 200	11162067	3 Ø 200	2 Ø 200	B2
-	-	-	11162072	3 Ø 150	2 Ø 150	A1
-	-	-	11162068	4 Ø 150	2 Ø 150	A1
PL11162070	5 Ø 150-200	2 Ø 200	11162070	5 Ø 200	2 Ø 200	B2
-	-	-	11162073	4 Ø 150	2 Ø 150	A1
PWD400271	3 Ø 150-200	2 Ø 200	PWD400246	3 Ø 150	2 Ø 150	A1
PWD400272	4 Ø 150-200	2 Ø 200	PWD400247	4 Ø 150	2 Ø 150	A1
PWD400273	4 Ø 150-200	2 Ø 200	PWD400248	5 Ø 150	2 Ø 150	A1
-	-	-	PWD400265	4 Ø 200	2 Ø 200	B2
PWD400283	5 Ø 150-200	2 Ø 200	PWD400258	5 Ø 200	2 Ø 200	B2
-	-	-	PWD400264	5 Ø 200	2 Ø 200	B2

# AERMEC

## SINGLE PLENUM "MINI EOLO" IN SINTERED POLYSTYRENE

	CODE	FRONT COLLAR INCLUDED	SIDE COLLAR INCLUDED
		N° COLLARS / Ø mm	N° COLLARS / Ø mm
• VED-I 530/532/540/541	-	-	-
• VED-I 730/732/740/741	-	-	-
• LCI-D 270	-	-	-
• LCI-D 141/161	-	-	-
• LCI-D 1400/1600	-	-	-
• LCI-D 350/500	PWD400065	4 Ø 125-150	2 Ø 200
• LCI-D 071/086/101/121	-	-	-
• LCI-D 700/850/1000/1200	-	-	-
• FCZI P 200/201/202/250	-	-	-
• FCZI P 300/301/302/350	-	-	-
• FCZI P 400/401/402/450/500/501/502/550	-	-	-
• FCZI P 700/701/702/750/900/901/950	-	-	-
• LCG-D 350	PWD400292	3 Ø 125-150	2 Ø 200
• LCG-D 500	-	-	-
• LCG-D 700/850	-	-	-
• LCG-D 1000	-	-	-
• LCG-D 1200/1400/1600	-	-	-
• VED 030/040	PWD400299	3 Ø 125-150	2 Ø 200
• VED 130/140	PWD400300	4 Ø 125-150	2 Ø 200
• VED 230/240	-	-	-
• VED 330/340	-	-	-
• MLG-D 250	PWD400167	4 Ø 125-150	2 Ø 200
• MLG-D 350	-	-	-
• MLG-D 500	-	-	-

# GENERAL

## SINGLE PLENUM "MINI EOLO" IN SINTERED POLYSTYRENE

	CODE	FRONT COLLAR INCLUDED	SIDE COLLAR INCLUDED
		N° COLLARS / Ø mm	N° COLLARS / Ø mm
• ARHG LLTB 12	PWD400056	4 Ø 125-150	2 Ø 200
• ARHG LLTB 14	PWD400056	4 Ø 125-150	2 Ø 200
• ARHG LLTB 18	-	-	-
• ARHG LMLA/LE 24-30-36-45*(con flangia di mandata da 1065x208)	-	-	-
• ARXG-KMLA 22/24/30/36/45*(con flangia di mandata da 1065x208)	-	-	-
• ARHG-LHTBP 12/14	-	-	-
• ARHG-LHTBP 18/24/30	-	-	-
• ARHG-LHTBP 36/45/54	-	-	-
• ARHG-LHTA 45/54	-	-	-
• ARXG-KLLAP 09/12/14	PWD400057	4 Ø 125-150	2 Ø 200
• ARXG-KLLAP 18	-	-	-
• ARXG-KHTAP 12/14	-	-	-
• ARXG-KHTAP 18/22/24/30	-	-	-
• ARXG-KHTAP 36/45/54	-	-	-
• ARXG-KHTA 45/54	-	-	-

SINGLE PLENUM “EOLO” IN SINTERED POLYSTYRENE			SINGLE PLENUM INSULATED METAL SHEET/PAL			
CODE	FRONT COLLAR INCLUDED	SIDE COLLAR INCLUDED	CODE	FRONT SPIGOTS INCLUDED*	SIDE SPIGOTS INCLUDED*	COLLAR TO BE ORDER EXTRA*
	N° COLLARS / Ø mm	N° COLLARS / Ø mm		N° SPIGOTS / Ø mm	N° SPIGOTS / Ø mm	MODEL
-	-	-	11162120	4 Ø 200	2 Ø 200	B2
-	-	-	11162121	6 Ø 200	2 Ø 200	B2
-	-	-	11162122	3 Ø 150	2 Ø 150	A1
-	-	-	11162123	4 Ø 150	2 Ø 150	A1
PL11163200	4 Ø 150-200	2 Ø 200	11163200	4 Ø 150	2 Ø 150	A1
PL11163201	4 Ø 150-200	2 Ø 200	11163201	4 Ø 150	2 Ø 150	A1
PWD400175	3 Ø 150-200	2 Ø 200	PWD400188	2 Ø 200	2 Ø 200	B2
PWD400176	3 Ø 150-200	2 Ø 200	PWD400189	3 Ø 200	2 Ø 200	B2
PWD400177	4 Ø 150-200	2 Ø 200	PWD400190	4 Ø 200	2 Ø 200	B2
PWD400178	5 Ø 150-200	2 Ø 200	PWD400191	4 Ø 200	2 Ø 200	B2
PWD400268	3 Ø 150-200	2 Ø 200	PWD400243	3 Ø 150	2 Ø 150	A1
PWD400101	4 Ø 150-200	2 Ø 200	PWD400095	4 Ø 150	2 Ø 150	E5
PWD400110	5 Ø 150-200	2 Ø 200	PWD400152	6 Ø 150	2 Ø 150	A1
PWD400103	3 Ø 150-200	2 Ø 200	PWD400097	3 Ø 200	2 Ø 200	B2
PWD400104	5 Ø 150-200	2 Ø 200	PWD400098	5 Ø 200	2 Ø 200	B2
-	-	-	PWD400252	2 Ø 150	2 Ø 150	A1
PWD400278	3 Ø 150-200	2 Ø 200	PWD400253	4 Ø 150	2 Ø 150	A1
PWD400279	4 Ø 150-200	2 Ø 200	PWD400254	5 Ø 150	2 Ø 150	A1
PWD400280	5 Ø 150-200	2 Ø 200	PWD400255	5 Ø 150	2 Ø 150	A1
PWD400173	3 Ø 150-200	2 Ø 200	PWD400185	3 Ø 150	2 Ø 150	A1
PL11165111	4 Ø 150-200	2 Ø 200	11165111	4 Ø 150	2 Ø 150	A1

SINGLE PLENUM “EOLO” IN SINTERED POLYSTYRENE			SINGLE PLENUM INSULATED METAL SHEET/PAL			
CODE	FRONT COLLAR INCLUDED	SIDE COLLAR INCLUDED	CODE	FRONT SPIGOTS INCLUDED*	SIDE SPIGOTS INCLUDED*	COLLAR TO BE ORDER EXTRA*
	N° COLLARS / Ø mm	N° COLLARS / Ø mm		N° SPIGOTS / Ø mm	N° SPIGOTS / Ø mm	MODEL
PL11162027	3 Ø 150-200	2 Ø 200	11162027	3 Ø 150	2 Ø 150	A1
PL11162027	3 Ø 150-200	2 Ø 200	11162027	3 Ø 150	2 Ø 150	A1
PL11162030	4 Ø 150-200	2 Ø 200	11162030	4 Ø 150	2 Ø 150	A1
PL11162028	5 Ø 150-200	2 Ø 200	11162028	4 Ø 200	2 Ø 200	B2
PL11162000	4 Ø 150-200	2 Ø 200	11162000	2 Ø 200	2 Ø 200	B2
PWD400284	4 Ø 150-200	2 Ø 200	PWD400259	3 Ø 200	2 Ø 200	B2
PL11162001	5 Ø 150-200	2 Ø 200	11162001	5 Ø 200	2 Ø 200	B2
-	-	-	11162025	3 Ø 200	2 Ø 200	B2
PL11162026	3 Ø 150-200	3 Ø 200	11162026	3 Ø 150	2 Ø 150	A1
PWD400131	4 Ø 150-200	2 Ø 200	PWD400147	4 Ø 150	2 Ø 150	A1
PL11162000	4 Ø 150-200	2 Ø 200	11162000	2 Ø 200	2 Ø 200	B2
PWD400284	4 Ø 150-200	2 Ø 200	PWD400259	3 Ø 200	2 Ø 200	B2
PL11162001	5 Ø 150-200	2 Ø 200	11162001	5 Ø 200	2 Ø 200	B2
-	-	-	11162025	3 Ø 200	2 Ø 200	B2

Midea

SINGLE PLENUM “**MINI EOLO**”  
IN SINTERED POLYSTYRENE

	CODE	FRONT COLLAR INCLUDED	SIDE COLLAR INCLUDED
		N° COLLARS / Ø mm	N° COLLARS / Ø mm
<ul style="list-style-type: none"> <li>• MTBD 35</li> <li>• MTBE 35</li> </ul>	PWD400061	3 Ø 125-150	2 Ø 200
<ul style="list-style-type: none"> <li>• MTBD 52/70</li> <li>• MTBE 52/70</li> </ul>	PWD400062	4 Ø 125-150	2 Ø 200
<ul style="list-style-type: none"> <li>• MTBD 88</li> <li>• MTBE 88</li> </ul>	-	-	-
<ul style="list-style-type: none"> <li>• MTBD 105/140/160</li> <li>• MTBE 105/140/160</li> </ul>	-	-	-
<ul style="list-style-type: none"> <li>• MTII FNXDO 09</li> <li>• MTIU-HWFXN 12</li> <li>• MTIU FNXDO 12</li> </ul>	PWD400063	3 Ø 125-150	2 Ø 200
<ul style="list-style-type: none"> <li>• MTI FNXDO 18</li> <li>• MTIU-HWFXN 18</li> </ul>	PWD400064	4 Ø 125-150	2 Ø 200
<ul style="list-style-type: none"> <li>• MTI FNXDO 24</li> <li>• MTIU-HWFXN 24</li> </ul>	-	-	-
<ul style="list-style-type: none"> <li>• MTI FNXDO 36</li> <li>• MTIU-HWFXN 30-36</li> </ul>	-	-	-



SINGLE PLENUM “**MINI EOLO**”  
IN SINTERED POLYSTYRENE

	CODE	FRONT COLLAR INCLUDED	SIDE COLLAR INCLUDED
		N° COLLARS / Ø mm	N° COLLARS / Ø mm
<ul style="list-style-type: none"> <li>• ADIC S 10</li> <li>• ADIB S 13</li> </ul>	-	-	-
<ul style="list-style-type: none"> <li>• SDIB S 9</li> <li>• SDIA S 8</li> </ul>	-	-	-
<ul style="list-style-type: none"> <li>• GUD PS/A-T 35</li> </ul>		3 Ø 125-150	2 Ø 200
<ul style="list-style-type: none"> <li>• GUD PS/A-T 50</li> </ul>	-	-	-
<ul style="list-style-type: none"> <li>• GUD PS/A-T 71</li> <li>• GUD PS/A-T 85</li> </ul>	-	-	-
<ul style="list-style-type: none"> <li>• GUD PHS/A-T 71</li> <li>• GUD PHS/A-T 85</li> </ul>	-	-	-
<ul style="list-style-type: none"> <li>• GUD PHS/A-T 100</li> </ul>	-	-	-
<ul style="list-style-type: none"> <li>• GUD PHS/A-T 140</li> <li>• GUD PHS/A-T 160</li> </ul>	-	-	-



SINGLE PLENUM “EOLO” IN SINTERED POLYSTYRENE				SINGLE PLENUM INSULATED METAL SHEET/PAL			
CODE	FRONT COLLAR INCLUDED	SIDE COLLAR INCLUDED	CODE	FRONT SPIGOTS INCLUDED*	SIDE SPIGOTS INCLUDED*	COLLAR TO BE ORDER EXTRA*	
	N° COLLARS / Ø mm	N° COLLARS / Ø mm		N° SPIGOTS / Ø mm	N° SPIGOTS / Ø mm	MODEL	
PL11162144	2 Ø 150-200	2 Ø 200	11162140	2 Ø 150	2 Ø 150	A1	
PL11162141	3 Ø 150-200	2 Ø 200	11162141	3 Ø 150	2 Ø 150	A1	
-	-	-	-	-	-	-	
	4 Ø 150-200	2 Ø 200	11162143	5 Ø 200	2 Ø 200	B2	
PWD400022	2 Ø 150-200	2 Ø 200	PWD400005	2 Ø 150	2 Ø 150	A1	
PWD400027	3 Ø 150-200						
PWD400023	3 Ø 150-200	2 Ø 200	PWD400007	3 Ø 150	2 Ø 150	A1	
PWD400024	4 Ø 150-200	2 Ø 200	PWD400009	4 Ø 150	2 Ø 150	A1	
PWD400025	5 Ø 150-200	2 Ø 200	PWD400011	6 Ø 150	2 Ø 150	A1	

SINGLE PLENUM “EOLO” IN SINTERED POLYSTYRENE				SINGLE PLENUM INSULATED METAL SHEET/PAL			
CODE	FRONT COLLAR INCLUDED	SIDE COLLAR INCLUDED	CODE	FRONT SPIGOTS INCLUDED*	SIDE SPIGOTS INCLUDED*	COLLAR TO BE ORDER EXTRA*	
	N° COLLARS / Ø mm	N° COLLARS / Ø mm		N° SPIGOTS / Ø mm	N° SPIGOTS / Ø mm	MODEL	
PL11162078	4 Ø 150-200	2 Ø 200	11162078	4 Ø 200	2 Ø 200	B2	
-	-	-	11163003	4 Ø 150	2 Ø 150	A1	
PWD400100	3 Ø 150 200	2 Ø 200	PWD400094	3 Ø 150	2 Ø 150	E5	
PWD400101	4 Ø 150 200	2 Ø 200	PWD400095	4 Ø 150	2 Ø 150	E5	
PWD400102	5 Ø 150 200	2 Ø 200	PWD400096	6 Ø 150	2 Ø 150	E5	
-	-	-	PWD400352	3 Ø 200	2 Ø 200	B2	
PWD400103	3 Ø 150 200	2 Ø 200	PWD400097	3 Ø 200	2 Ø 200	B2	
PWD400104	5 Ø 150 200	2 Ø 200	PWD400098	5 Ø 200	2 Ø 200	B2	



SINGLE PLENUM “**MINI EOLO**”  
IN SINTERED POLYSTYRENE

	CODE	FRONT COLLAR INCLUDED	SIDE COLLAR INCLUDED
		N° COLLARS / Ø mm	N° COLLARS / Ø mm
	• 300-S/HE DF 3028 M2	PWD400058	4 Ø125-150
• 300-S/HE DF 3053 M2	-	-	-
• 300-S/HE DF 3035 M2	PWD400167	4 Ø 125-150	2 Ø 200
• 242-S/HE D 2035 M1		3 Ø 125-150	2 Ø 200
• 242-S/HE D 2050 M1			
• 300-S/HE DF 3053 M3			
• 333-S DVL 3045/3056 M2			
• 242-S D 2050 M2			
• 242-S/HE D 2071 M1	-	-	-
• 242-S/HE D 2100 M1	-	-	-
• 300-S/HE DF 3028 M3			
• 300-S/HE DF 3035 M3			
• 333-S DVL 3036 M2	PWD400292	3 Ø 125-150	2 Ø 200
• 242-S D 2035 M2			
• 242-S DH2071M1	-	-	-
• 242-S DH2085M1	-	-	-
• 242-S D20125M1	-	-	-
• 333-S DVHP3036M1			
• 333-S DVHP3045M1			
• 333-S DVHP3056M1			
• 333-S DVHP3071M1			
• 242-S D2071M2	-	-	-
• 242-S D20100M2	-	-	-
• 242-S D20125M2	-	-	-



SINGLE PLENUM “**MINI EOLO**”  
IN SINTERED POLYSTYRENE

	CODE	FRONT COLLAR INCLUDED	SIDE COLLAR INCLUDED
		N° COLLARS / Ø mm	N° COLLARS / Ø mm
	• DBIS 9	PWD400293	3 Ø 125-150
• DBIS 12			
• DBIS 18	-	-	-
• DBIS 24	-	-	-
• DBIS 36	-	-	-
• DBIS 48	-	-	-
• DBIS 12 PLUS		3 Ø 125-150	2 Ø 200
• DBIS 18 PLUS		3 Ø 125-150	2 Ø 200

SINGLE PLENUM “EOLO” IN SINTERED POLYSTYRENE				SINGLE PLENUM INSULATED METAL SHEET/PAL			
CODE	FRONT COLLAR INCLUDED	SIDE COLLAR INCLUDED	CODE	FRONT SPIGOTS INCLUDED*	SIDE SPIGOTS INCLUDED*	COLLAR TO BE ORDER EXTRA*	
	N° COLLARS / Ø mm	N° COLLARS / Ø mm		N° SPIGOTS / Ø mm	N° SPIGOTS / Ø mm	MODEL	
-	-	-	11162072	3 Ø 150	2 Ø 150	A1	
PL11165111	4 Ø 150-200	2 Ø 200	11165111	4 Ø 150	2 Ø 150	A1	
PWD400173	3 Ø 150-200	2 Ø 200	PWD400185	3 Ø 150	2 Ø 150	A1	
PWD400100	3 Ø 150-200	2 Ø 200	PWD400094	3 Ø 150	2 Ø 150	E5	
PWD400101	4 Ø 150-200	2 Ø 200	PWD400095	4 Ø 150	2 Ø 150	A1	
PWD400102	5 Ø 150-200	2 Ø 200	PWD400096	6 Ø 150	2 Ø 150	E5	
PWD400103	3 Ø 150-200	2 Ø 200	PWD400097	3 Ø 200	2 Ø 200	B2	
PWD400268	3 Ø 150-200	2 Ø 200	PWD400243	3 Ø 150	2 Ø 150	A1	
-	-	-	PWD400352	3 Ø 200	2 Ø 200	B2	
-	-	-	PWD400352	3 Ø 200	2 Ø 200	B2	
PWD400104	5 Ø 150-200	2 Ø 200	PWD400098	5 Ø 200	2 Ø 200	B2	
PWD400405	2 Ø 150-200	2 Ø 200	PWD400404	2 Ø 200	2 Ø 200	B2	
PWD400407	3 Ø 150-200	2 Ø 200	PWD400406	3 Ø 200	2 Ø 200	B2	
PWD400415	4 Ø 150-200	2 Ø 200	PWD400413	3 Ø 200	2 Ø 200	B2	
PWD400416	5 Ø 150-200	2 Ø 200	PWD400414	5 Ø 200	2 Ø 200	B2	

SINGLE PLENUM “EOLO” IN SINTERED POLYSTYRENE				SINGLE PLENUM INSULATED METAL SHEET/PAL			
CODE	FRONT COLLAR INCLUDED	SIDE COLLAR INCLUDED	CODE	FRONT SPIGOTS INCLUDED*	SIDE SPIGOTS INCLUDED*	COLLAR TO BE ORDER EXTRA*	
	N° COLLARS / Ø mm	N° COLLARS / Ø mm		N° SPIGOTS / Ø mm	N° SPIGOTS / Ø mm	MODEL	
PWD400269	2 Ø 150-200	2 Ø 200	PWD400244	3 Ø 150	2 Ø 150	A1	
PWD400270	4 Ø 150-200	2 Ø 200	PWD400245	4 Ø 150	2 Ø 150	A1	
PWD400358	5 Ø 150-200	2 Ø 200	PWD400355	5 Ø 150	2 Ø 150	A1	
	5 Ø 150-200	2 Ø 200	PWD400356	5 Ø 150	2 Ø 150	A1	
	5 Ø 150-200	2 Ø 200	PWD400356	5 Ø 150	2 Ø 150	A1	
	2 Ø 150-200	2 Ø 200	PWD400357	2 Ø 150	2 Ø 150	A1	
	2 Ø 150-200	2 Ø 200	PWD400357	2 Ø 150	2 Ø 150	A1	



SINGLE PLENUM “**MINI EOLO**”  
IN SINTERED POLYSTYRENE

	CODE	FRONT COLLAR INCLUDED	SIDE COLLAR INCLUDED
		N° COLLARS / Ø mm	N° COLLARS / Ø mm
• DI-M 12	PWD400061	3 Ø 125-150	2 Ø 200
• DI-M 18	-	-	-
• DI-M 24	PWD400062	4 Ø 125-150	2 Ø 200
• DI-M 50/60	-	-	-
• DI-H 18	-	-	-
• DI-H 24	-	-	-
• DI-C 12	-	-	-
• DI-C 18	-	-	-
• DI-C 24	-	-	-
• DI-C 36	-	-	-
• DI-C 48/60	-	-	-
• DI-M 09S/12S • PRK-DI- 09E/12E	PWD400293	3 Ø 125-150	2 Ø 200
• DI-M 18S • PRK-DI- 18E	-	-	-
• DI-M 24S • PRK-DI- 24E	-	-	-
• PRK-VDI-E 12/18 • PRK-VDI-E 24	PWD402490	3 Ø 125-150	2 Ø 200

**HOKKAIDO**

SINGLE PLENUM “**MINI EOLO**”  
IN SINTERED POLYSTYRENE

	CODE	FRONT COLLAR INCLUDED	SIDE COLLAR INCLUDED
		N° COLLARS / Ø mm	N° COLLARS / Ø mm
• HUCU-ZAL 350	PWD400063	3 Ø 125-150	2 Ø 200
• HUCU-ZAL 530	PWD400064	4 Ø 125-150	2 Ø 200
• HUCI-ZA 710	-	-	-
• HUCI-ZA 1080	-	-	-
• HUCI-ZA 1400	-	-	-



SINGLE PLENUM “**MINI EOLO**”  
IN SINTERED POLYSTYRENE

	CODE	FRONT COLLAR INCLUDED	SIDE COLLAR INCLUDED
		N° COLLARS / Ø mm	N° COLLARS / Ø mm
• SDH 17 NDI 50	PWD400065	4 Ø 125-150	2 Ø 200
• SDH 17 NDI 070/090/105	-	-	-
• SDH 17 NDI 140/140	-	-	-
• SDH 19 IDNI 50	-	-	-
• SDH 19 IDNI 100	PWD400121	4 Ø 125-150	2 Ø 200
• SDH 19 IDNI 140	-	-	-

SINGLE PLENUM “EOLO” IN SINTERED POLYSTYRENE			SINGLE PLENUM INSULATED METAL SHEET/PAL			
CODE	FRONT COLLAR INCLUDED	SIDE COLLAR INCLUDED	CODE	FRONT SPIGOTS INCLUDED*	SIDE SPIGOTS INCLUDED*	COLLAR TO BE ORDER EXTRA*
	N° COLLARS / Ø mm	N° COLLARS / Ø mm		N° SPIGOTS / Ø mm	N° SPIGOTS / Ø mm	MODEL
PL11162144	2 Ø 150-200	2 Ø 200	11162140	2 Ø 150	2 Ø 150	A1
PL11162200	3 Ø 150-200	2 Ø 200	-	-	-	-
PL11162141	3 Ø 150-200	2 Ø 200	11162141	3 Ø 150	2 Ø 150	A1
	4 Ø 150-200	2 Ø 200	11162143	5 Ø 200	2 Ø 200	B2
-	4 Ø 150-200	2 Ø 200	11165132	4 Ø 150	2 Ø 150	A1
-	-	-	11165133	6 Ø 150	2 Ø 150	A1
-	-	-	PWD400158	2 Ø 150	2 Ø 150	A1
-	-	-	PWD400159	3 Ø 150	2 Ø 150	A1
-	-	-	PWD400179	3 Ø 200	2 Ø 200	B2
	5 Ø 150-200	2 Ø 200	PWD400180	4 Ø 200	2 Ø 200	B2
-	-	-		2 Ø 200	2 Ø 200	B2
PWD400269	2 Ø 150-200	2 Ø 200	PWD400244	3 Ø 150	2 Ø 150	A1
PWD400270	4 Ø 150-200	2 Ø 200	PWD400245	4 Ø 150	2 Ø 150	A1
PWD400358	5 Ø 150-200	2 Ø 200	PWD400355	5 Ø 150	2 Ø 150	A1
PWD402506	2 Ø 150-200	2 Ø 200	PWD402466	3 DN 150	2 DN 150	A1
PWD402507	5 Ø 150-200	2 Ø 200	PWD402467	6 DN 150	2 DN 150	A1

SINGLE PLENUM “EOLO” IN SINTERED POLYSTYRENE			SINGLE PLENUM INSULATED METAL SHEET/PAL			
CODE	FRONT COLLAR INCLUDED	SIDE COLLAR INCLUDED	CODE	FRONT SPIGOTS INCLUDED*	SIDE SPIGOTS INCLUDED*	COLLAR TO BE ORDER EXTRA*
	N° COLLARS / Ø mm	N° COLLARS / Ø mm		N° SPIGOTS / Ø mm	N° SPIGOTS / Ø mm	MODEL
PWD400027	3 Ø 150-200	2 Ø 200	PWD400005	2 Ø 150	2 Ø 150	A1
PWD400023	3 Ø 150-200	2 Ø 200	PWD400007	3 Ø 150	2 Ø 150	A1
PWD400024	4 Ø 150-200	2 Ø 200	PWD400009	4 Ø 150	2 Ø 150	A1
PWD400025	5 Ø 150-200	2 Ø 200	PWD400011	6 Ø 150	2 Ø 150	A1
	4 Ø 150-200	2 Ø 200	PWD400012	4 Ø 200	2 Ø 200	B2

SINGLE PLENUM “EOLO” IN SINTERED POLYSTYRENE			SINGLE PLENUM INSULATED METAL SHEET/PAL			
CODE	FRONT COLLAR INCLUDED	SIDE COLLAR INCLUDED	CODE	FRONT SPIGOTS INCLUDED*	SIDE SPIGOTS INCLUDED*	COLLAR TO BE ORDER EXTRA*
	N° COLLARS / Ø mm	N° COLLARS / Ø mm		N° SPIGOTS / Ø mm	N° SPIGOTS / Ø mm	MODEL
PL11163200	4 Ø 150-200	2 Ø 200	11163200	4 Ø 150	2 Ø 150	A1
PL11163201	4 Ø 150-200	2 Ø 200	11163201	4 Ø 150	2 Ø 150	A1
-	-	-	11162123	4 Ø 150	2 Ø 150	A1
PWD400109	4 Ø 150-200	2 Ø 200	PWD400095	4 Ø 150	2 Ø 150	A1
PWD400134	3 Ø 150-200	2 Ø 200	PWD400153	3 Ø 150	2 Ø 150	A1
PWD400135	5 Ø 150-200	2 Ø 200	PWD400154	6 Ø 150	2 Ø 150	A1



SINGLE PLENUM “**MINI EOLO**”  
IN SINTERED POLYSTYRENE

	CODE	FRONT COLLAR INCLUDED	SIDE COLLAR INCLUDED
		N° COLLARS / Ø mm	N° COLLARS / Ø mm
• CRSL-ECM 1 **con flangia di mandata FMD	-	-	-
• CRSL-ECM 2 **con flangia di mandata FMD	-	-	-
• CRSL-ECM 4 **con flangia di mandata FMD	-	-	-



SINGLE PLENUM “**MINI EOLO**”  
IN SINTERED POLYSTYRENE

	CODE	FRONT COLLAR INCLUDED	SIDE COLLAR INCLUDED
		N° COLLARS / Ø mm	N° COLLARS / Ø mm
• ADT UX4SNL3 26/35	-	-	-
• ADT UX4SKL3 52	-	-	-
• AUD UX4SL3 71	-	-	-
• AUD UX4SHH3 105/125/140/175	-	-	-
• AUD UX4RHH5 125/140/175	-	-	-
• ADT UX4RBL4 26/35 • ADT UX4RBL8 26/35	PWD400122	4 Ø 125-150	2 Ø 200
• ADT UX4RCL4 52/71 • ADT UX4RCL8 52/71 • ADT UX4RBL4 52/71	-	-	-
• AUD UX4RDH4 90/105	-	-	-
• ADT UX4RCL8 52	-	-	-
• ADT UX4RBL8 26/35	PWD402485	4 Ø 125-150	2 Ø 200
• AUD UX4RFM8 71	-	-	-
• AUD UX4REH8 105/125/140	-	-	-



SINGLE PLENUM “**MINI EOLO**”  
IN SINTERED POLYSTYRENE

	CODE	FRONT COLLAR INCLUDED	SIDE COLLAR INCLUDED
		N° COLLARS / Ø mm	N° COLLARS / Ø mm
• ADIC S 10 • ADIB S 13	-	-	-



SINGLE PLENUM “**MINI EOLO**”  
IN SINTERED POLYSTYRENE

	CODE	FRONT COLLAR INCLUDED	SIDE COLLAR INCLUDED
		N° COLLARS / Ø mm	N° COLLARS / Ø mm
• SLCZ 12	PWD400061	3 Ø 125-150	2 Ø 200
• SLCZ 18/24	PWD400062	4 Ø 125-150	2 Ø 200
• SLCZ 36/48/55	-	-	-



SINGLE PLENUM “EOLO” IN SINTERED POLYSTYRENE			SINGLE PLENUM INSULATED METAL SHEET/PAL			
CODE	FRONT COLLAR INCLUDED	SIDE COLLAR INCLUDED	CODE	FRONT SPIGOTS INCLUDED*	SIDE SPIGOTS INCLUDED*	COLLAR TO BE ORDER EXTRA*
	N° COLLARS / Ø mm	N° COLLARS / Ø mm		N° SPIGOTS / Ø mm	N° SPIGOTS / Ø mm	MODEL
PWD400170	3 Ø 150-200	2 Ø200	PWD400182	3 Ø 150	2 Ø 150	A1
PWD400171	4 Ø 150-200	2 Ø200	PWD400183	4 Ø150	2 Ø 150	A1
PWD400172	5 Ø 150-200	2 Ø200	PWD400184	5 Ø150	2 Ø 150	A1


SINGLE PLENUM “EOLO” IN SINTERED POLYSTYRENE			SINGLE PLENUM INSULATED METAL SHEET/PAL			
CODE	FRONT COLLAR INCLUDED	SIDE COLLAR INCLUDED	CODE	FRONT SPIGOTS INCLUDED*	SIDE SPIGOTS INCLUDED*	COLLAR TO BE ORDER EXTRA*
	N° COLLARS / Ø mm	N° COLLARS / Ø mm		N° SPIGOTS / Ø mm	N° SPIGOTS / Ø mm	MODEL
PWD400018	3 Ø 150-200	2 Ø 200	PWD400004	3 Ø 150	2 Ø 150	A1
PWD400019	4 Ø 150-200	2 Ø 200	PWD400002	5 Ø 150	2 Ø 150	A1
PWD400020	4 Ø 150-200	2 Ø 200	-	-	-	-
PWD400021	5 Ø 150-200	2 Ø 200	PWD400003	5 Ø 200	2 Ø 200	B2
PWD400021	5 Ø 150-200	2 Ø 200	PWD400003	5 Ø 200	2 Ø 200	B2
PWD400136	3 Ø 150-200	2 Ø200	PWD400155	3 Ø 150	2 Ø 150	A1
			PWD400198	4 Ø 150	2 Ø 150	A1
PWD400137	4 Ø 150-200	2 Ø200	PWD400156	5 Ø 150	2 Ø 150	A1
			PWD400199	4 Ø 150	2 Ø 150	A1
PWD400138	4 Ø 150-200	2 Ø200	PWD400157	4 Ø 150	2 Ø 150	A1
PWD402497	4 Ø150-200	2 Ø 200	PWD402447	5 Ø 150	2 Ø 150	A1
PWD402498	3 Ø150-200	2 Ø 200	PWD402470	4 Ø 150	2 Ø 150	A1
PWD402499	4 Ø150-200	2 Ø 200	PWD402471	4 Ø 150	2 Ø 150	A1
			PWD402472	7 Ø 150	2 Ø 150	A1

SINGLE PLENUM “EOLO” IN SINTERED POLYSTYRENE			SINGLE PLENUM INSULATED METAL SHEET/PAL			
CODE	FRONT COLLAR INCLUDED	SIDE COLLAR INCLUDED	CODE	FRONT SPIGOTS INCLUDED*	SIDE SPIGOTS INCLUDED*	COLLAR TO BE ORDER EXTRA*
	N° COLLARS / Ø mm	N° COLLARS / Ø mm		N° SPIGOTS / Ø mm	N° SPIGOTS / Ø mm	MODEL
PL11162078	4 Ø 150-200	2 Ø 200	11162078	4 Ø 200	2 Ø 200	B2

SINGLE PLENUM “EOLO” IN SINTERED POLYSTYRENE			SINGLE PLENUM INSULATED METAL SHEET/PAL			
CODE	FRONT COLLAR INCLUDED	SIDE COLLAR INCLUDED	CODE	FRONT SPIGOTS INCLUDED*	SIDE SPIGOTS INCLUDED*	COLLAR TO BE ORDER EXTRA*
	N° COLLARS / Ø mm	N° COLLARS / Ø mm		N° SPIGOTS / Ø mm	N° SPIGOTS / Ø mm	MODEL
PL11162144	2 Ø 150-200	2 Ø 200	11162140	2 Ø 150	2 Ø 150	A1
PL11162141	3 Ø 150-200	2 Ø 200	11162141	3 Ø 150	2 Ø 150	A1
	4 Ø 150-200	2 Ø 200	11162143	4 Ø 200	2 Ø 200	B2

<b>EMMETI</b>	<b>SINGLE PLENUM “MINI EOLO” IN SINTERED POLYSTYRENE</b>		
	<b>CODE</b>	<b>FRONT COLLAR INCLUDED</b>	<b>SIDE COLLAR INCLUDED</b>
		<b>N° COLLARS / Ø mm</b>	<b>N° COLLARS / Ø mm</b>
• EIDH S 1214	PWD400068	4 Ø 125-150	2 Ø 200
• EIDH S 1814/2414	-	-	-
• X-REVO-D 0919/1219	-	-	-
• X-REVO-D 1819	-	-	-

<b>UNICAL</b>	<b>SINGLE PLENUM “MINI EOLO” IN SINTERED POLYSTYRENE</b>		
	<b>CODE</b>	<b>FRONT COLLAR INCLUDED</b>	<b>SIDE COLLAR INCLUDED</b>
		<b>N° COLLARS / Ø mm</b>	<b>N° COLLARS / Ø mm</b>
• CN 09 3500 W • CN 09 3500 W	PWD400061	3 Ø 125-150	2 Ø 200
• CN 09 5300/7100 W	PWD400062	4 Ø 125-150	2 Ø 200
• CN 09 10500/17600 W	-	-	-
• CN 10 H 18 • CN 11 H 18	PWD400064	4 Ø 125-150	2 Ø 200
• CN 10 H 24 • CN 11 H 24	-	-	-
• CN 10 H 36 • CN 11 H 36	-	-	-

	<b>SINGLE PLENUM “MINI EOLO” IN SINTERED POLYSTYRENE</b>		
	<b>CODE</b>	<b>FRONT COLLAR INCLUDED</b>	<b>SIDE COLLAR INCLUDED</b>
		<b>N° COLLARS / Ø mm</b>	<b>N° COLLARS / Ø mm</b>
• ITKE 53	PWD400064	4 Ø 125-150	2 Ø 200
• ITKE 70	-	-	-
• ITKE 105	-	-	-
• ITKE 140/160	-	-	-

<b>BAXI</b>	<b>SINGLE PLENUM “MINI EOLO” IN SINTERED POLYSTYRENE</b>		
	<b>CODE</b>	<b>FRONT COLLAR INCLUDED</b>	<b>SIDE COLLAR INCLUDED</b>
		<b>N° COLLARS / Ø mm</b>	<b>N° COLLARS / Ø mm</b>
• RZGND 50/70	-	-	-
• RZGND 100/140/160	-	-	-
• IQD 30	PWD400449	3 Ø 125-150	2 Ø 200
• IQD 40	PWD400451	4 Ø 125-150	2 Ø 200
• IQD 60	-	-	-
• IQD 80	-	-	-
• IQD 110	-	-	-


SINGLE PLENUM “EOLO” IN SINTERED POLYSTYRENE			SINGLE PLENUM INSULATED METAL SHEET/PAL			
CODE	FRONT COLLAR INCLUDED	SIDE COLLAR INCLUDED	CODE	FRONT SPIGOTS INCLUDED*	SIDE SPIGOTS INCLUDED*	COLLAR TO BE ORDER EXTRA*
	N° COLLARS / Ø mm	N° COLLARS / Ø mm		N° SPIGOTS / Ø mm	N° SPIGOTS / Ø mm	MODEL
PL11165110	3 Ø 150-200	2 Ø 200	11165110	3 Ø 150	2 Ø 150	A1
PL11165112	4 Ø 150-200	2 Ø 200	11165112	5 Ø 150	2 Ø 150	A1
PWD400136	3 Ø 150-200	2 Ø 200	PWD400155	3 Ø 150	2 Ø 150	A1
PWD400137	4 Ø 150-200	2 Ø 200	PWD400156	5 Ø 150	2 Ø 150	A1

SINGLE PLENUM “EOLO” IN SINTERED POLYSTYRENE			SINGLE PLENUM INSULATED METAL SHEET/PAL			
CODE	FRONT COLLAR INCLUDED	SIDE COLLAR INCLUDED	CODE	FRONT SPIGOTS INCLUDED*	SIDE SPIGOTS INCLUDED*	COLLAR TO BE ORDER EXTRA*
	N° COLLARS / Ø mm	N° COLLARS / Ø mm		N° SPIGOTS / Ø mm	N° SPIGOTS / Ø mm	MODEL
PL11162144	2 Ø 150-200	2 Ø 200	11162140	2 Ø 150	2 Ø 150	A1
PL11162141	3 Ø 150-200	2 Ø 200	11162141	3 Ø 150	2 Ø 150	A1
	4 Ø 150-200	2 Ø 200	11162143	4 Ø 150	2 Ø 150	B2
PWD400023	3 Ø 150-200	2 Ø 200	PWD400007	3 Ø 150	2 Ø 150	A1
PWD400024	4 Ø 150-200	2 Ø 200	PWD400009	4 Ø 150	2 Ø 150	A1
PWD400025	5 Ø 150-200	2 Ø 200	PWD400011	6 Ø 150	2 Ø 150	A1

SINGLE PLENUM “EOLO” IN SINTERED POLYSTYRENE			SINGLE PLENUM INSULATED METAL SHEET/PAL			
CODE	FRONT COLLAR INCLUDED	SIDE COLLAR INCLUDED	CODE	FRONT SPIGOTS INCLUDED*	SIDE SPIGOTS INCLUDED*	COLLAR TO BE ORDER EXTRA*
	N° COLLARS / Ø mm	N° COLLARS / Ø mm		N° SPIGOTS / Ø mm	N° SPIGOTS / Ø mm	MODEL
PWD400023	3 Ø 150-200	2 Ø 200	PWD400007	3 Ø 150	2 Ø 150	A1
PWD400024	4 Ø 150-200	2 Ø 200	PWD400009	4 Ø 150	2 Ø 150	A1
PWD400025	5 Ø 150-200	2 Ø 200	PWD400011	6 Ø 150	2 Ø 150	A1
	4 Ø 150-200	2 Ø 200	PWD400012	4 Ø 200	2 Ø 200	B2

SINGLE PLENUM “EOLO” IN SINTERED POLYSTYRENE			SINGLE PLENUM INSULATED METAL SHEET/PAL			
CODE	FRONT COLLAR INCLUDED	SIDE COLLAR INCLUDED	CODE	FRONT SPIGOTS INCLUDED*	SIDE SPIGOTS INCLUDED*	COLLAR TO BE ORDER EXTRA*
	N° COLLARS / Ø mm	N° COLLARS / Ø mm		N° SPIGOTS / Ø mm	N° SPIGOTS / Ø mm	MODEL
PWD400378	4 Ø 150-200	2 Ø 200	PWD400374	4 Ø 150	2 Ø 150	A1
PWD400379	5 Ø 150-200	2 Ø 200	PWD400375	6 Ø 150	2 Ø 150	A1
PWD400450	3 Ø 150-200	2 Ø 200	PWD400426	3 Ø 150	2 Ø 150	A1
PWD400452	3 Ø 150-200	2 Ø 200	PWD400427	3 Ø 150	2 Ø 150	A1
PWD400453	4 Ø 150-200	2 Ø 200	PWD400428	5 Ø 150	2 Ø 150	A1
PWD400454	5 Ø 150-200	2 Ø 200	PWD400429	6 Ø 150	2 Ø 150	A1
-	-	-	PWD400430	8 Ø 150	2 Ø 150	A1

<b>BAXI</b>	<b>SINGLE PLENUM “MINI EOLO” IN SINTERED POLYSTYRENE</b>		
	CODE	FRONT COLLAR INCLUDED	SIDE COLLAR INCLUDED
		N° COLLARS / Ø mm	N° COLLARS / Ø mm
• IQD - ED.2024 30	PWD402481	3 Ø 125-150	2 Ø 200
• IQD - ED.2024 50	PWD402482	4 Ø125-150	2 Ø 200
• IQD - ED.2024 60	PWD402483	4 Ø125-150	2 Ø 200
• IQD - ED.2024 80			
• IQD - ED.2024 110			

	<b>SINGLE PLENUM “MINI EOLO” IN SINTERED POLYSTYRENE</b>		
	CODE	FRONT COLLAR INCLUDED	SIDE COLLAR INCLUDED
		N° COLLARS / Ø mm	N° COLLARS / Ø mm
• ASD-BI2 12	PWD400292	3 Ø 125-150	2 Ø 200
• ASD-BI2 18	-	-	-
• ASD-BI2 24	-	-	-
• ASD-BI2 36	-	-	-
• ASD-BI2 42/48	-	-	-

<b>CLIMAVENETA</b>	<b>SINGLE PLENUM “MINI EOLO” IN SINTERED POLYSTYRENE</b>		
	CODE	FRONT COLLAR INCLUDED	SIDE COLLAR INCLUDED
		N° COLLARS / Ø mm	N° COLLARS / Ø mm
• a-HWD2 / i-HDW2 102/104 • a-HWD2 / i-HDW2 202/204 • a-HWD2 / i-HDW2 302	-	-	-
• a-HWD2 / i-HDW2 402/404 • a-HWD2 / i-HDW2 502/504 • a-HWD2 / i-HDW2 602	-	-	-
• a-HWD2 / i-HDW2 702/704 • a-HWD2 / i-HDW2 802/804 • a-HWD2 / i-HDW2 902	-	-	-

<b>VAILLANT</b>	<b>SINGLE PLENUM “MINI EOLO” IN SINTERED POLYSTYRENE</b>		
	CODE	FRONT COLLAR INCLUDED	SIDE COLLAR INCLUDED
		N° COLLARS / Ø mm	N° COLLARS / Ø mm
• VA 1 - DN 020		3 Ø125-150	2 Ø 200
• VA 1 - DN 040	PWD400451	4 Ø125-150	2 Ø 200
• VA 1 - DN 060	-	-	-
• VA 1 - DN 090	-	-	-
• VA 1 - DN 110	-	-	-

SINGLE PLENUM “EOLO” IN SINTERED POLYSTYRENE			SINGLE PLENUM INSULATED METAL SHEET/PAL			
CODE	FRONT COLLAR INCLUDED	SIDE COLLAR INCLUDED	CODE	FRONT SPIGOTS INCLUDED*	SIDE SPIGOTS INCLUDED*	COLLAR TO BE ORDER EXTRA*
	N° COLLARS / Ø mm	N° COLLARS / Ø mm		N° SPIGOTS / Ø mm	N° SPIGOTS / Ø mm	MODEL
PWD402491	3 Ø 150-200	2 Ø 200	PWD402442	3 Ø 150	2 Ø 150	A1
PWD402492	3 Ø 150-200	2 Ø 200	PWD402443	3 Ø 150	2 Ø 150	A1
PWD402493	3 Ø 150-200	2 Ø 200	PWD402444	4 Ø 150	2 Ø 150	A1
PWD402494	5 Ø 150-200	2 Ø 200	PWD402445	6 Ø 150	2 Ø 150	A1
			PWD402446	8 Ø 150	2 Ø 150	A1


SINGLE PLENUM “EOLO” IN SINTERED POLYSTYRENE			SINGLE PLENUM INSULATED METAL SHEET/PAL			
CODE	FRONT COLLAR INCLUDED	SIDE COLLAR INCLUDED	CODE	FRONT SPIGOTS INCLUDED*	SIDE SPIGOTS INCLUDED*	COLLAR TO BE ORDER EXTRA*
	N° COLLARS / Ø mm	N° COLLARS / Ø mm		N° SPIGOTS / Ø mm	N° SPIGOTS / Ø mm	MODEL
PWD400268	3 Ø 150-200	2 Ø 200	PWD400243	3 Ø 150	2 Ø 150	A1
PWD400101	4 Ø 150-200	2 Ø 200	PWD400095	4 Ø 150	2 Ø 150	A1
PWD400415	4 Ø 150-200	2 Ø 200	PWD400413	3 Ø 200	2 Ø 200	B2
PWD400416	4 Ø 150-200	2 Ø 200	PWD400414	5 Ø 200	2 Ø 200	B2
	4 Ø 150-200	2 Ø 200	PWD400465	5 Ø 200	2 Ø 200	B2

SINGLE PLENUM “EOLO” IN SINTERED POLYSTYRENE			SINGLE PLENUM INSULATED METAL SHEET/PAL			
CODE	FRONT COLLAR INCLUDED	SIDE COLLAR INCLUDED	CODE	FRONT SPIGOTS INCLUDED*	SIDE SPIGOTS INCLUDED*	COLLAR TO BE ORDER EXTRA*
	N° COLLARS / Ø mm	N° COLLARS / Ø mm		N° SPIGOTS / Ø mm	N° SPIGOTS / Ø mm	MODEL
-	-	-	PWD400432	3 Ø 200	2 Ø 200	B2
PWD400455	5 Ø 150-200	2 Ø 200	PWD400433	5 Ø 200	2 Ø 200	B2
-	-	-	PWD400434	6 Ø 200	2 Ø 200	B2

SINGLE PLENUM “EOLO” IN SINTERED POLYSTYRENE			SINGLE PLENUM INSULATED METAL SHEET/PAL			
CODE	FRONT COLLAR INCLUDED	SIDE COLLAR INCLUDED	CODE	FRONT SPIGOTS INCLUDED*	SIDE SPIGOTS INCLUDED*	COLLAR TO BE ORDER EXTRA*
	N° COLLARS / Ø mm	N° COLLARS / Ø mm		N° SPIGOTS / Ø mm	N° SPIGOTS / Ø mm	MODEL
PWD400464	2 Ø 150-200	2 Ø 200	PWD400440	2 Ø 150	2 Ø 150	A1
PWD400452	3 Ø 150-200	2 Ø 200	PWD400427	3 Ø 150	2 Ø 150	A1
PWD400453	4 Ø 150-200	2 Ø 200	PWD400428	5 Ø 150	2 Ø 150	A1
-	-	-	PWD400441	7 Ø 150	2 Ø 150	A1
-	-	-	PWD400430	8 Ø 150	2 Ø 150	A1

<h1>MAXA</h1>	<b>SINGLE PLENUM “MINI EOLO” IN SINTERED POLYSTYRENE</b>		
	CODE	FRONT COLLAR INCLUDED	SIDE COLLAR INCLUDED
		N° COLLARS / Ø mm	N° COLLARS / Ø mm
• DUCT-R 35	PWD400063	3 Ø125-150	2 Ø 200
• DUCT-R 53	PWD400064	4 Ø125-150	2 Ø 200
• DUCT-R 71	-	-	-
• DUCT-R 105	-	-	-
• DUCT-R 130/176	-	-	-

<h1>STELBI</h1>	<b>SINGLE PLENUM “MINI EOLO” IN SINTERED POLYSTYRENE</b>		
	CODE	FRONT COLLAR INCLUDED	SIDE COLLAR INCLUDED
		N° COLLARS / Ø mm	N° COLLARS / Ø mm
• M9ID 9 • M/C9ID 12	PWD400063	3 Ø125-150	2 Ø 200
• M/C9ID 18	PWD400064	4 Ø125-150	2 Ø 200
• C9ID 24	-	-	-
• C9ID 36	-	-	-
• C9ID 48 • C9ID 60	-	-	-

	<b>SINGLE PLENUM “MINI EOLO” IN SINTERED POLYSTYRENE</b>		
	CODE	FRONT COLLAR INCLUDED	SIDE COLLAR INCLUDED
		N° COLLARS / Ø mm	N° COLLARS / Ø mm
• ST 17145 • ST 17146	PWD400167	4 Ø125-150	2 Ø 200
• ST 17147	-	-	-
• ST 17151	PWD400292	3 Ø125-150	2 Ø 200
• ST 17153	-	-	-
• ST 17155 • ST 17157	-	-	-

<h1>TOYOTOMI</h1>	<b>SINGLE PLENUM “MINI EOLO” IN SINTERED POLYSTYRENE</b>		
	CODE	FRONT COLLAR INCLUDED	SIDE COLLAR INCLUDED
		N° COLLARS / Ø mm	N° COLLARS / Ø mm
• DCT IUINVR32 12	PWD400292	3 Ø125-150	2 Ø 200
• DCT IUINVR32 18	-	-	-
• DCT IUINVR32 24	-	-	-
• DCT IUINVR32 36 • DCT IUINVR32 42	-	-	-
• DCT IUINVR32 48	-	-	-



SINGLE PLENUM “EOLO” IN SINTERED POLYSTYRENE			SINGLE PLENUM INSULATED METAL SHEET/PAL			
CODE	FRONT COLLAR INCLUDED	SIDE COLLAR INCLUDED	CODE	FRONT SPIGOTS INCLUDED*	SIDE SPIGOTS INCLUDED*	COLLAR TO BE ORDER EXTRA*
	N° COLLARS / Ø mm	N° COLLARS / Ø mm		N° SPIGOTS / Ø mm	N° SPIGOTS / Ø mm	MODEL
PWD400027	3 Ø150-200	2 Ø 200	PWD400005	2 Ø150	2 Ø150	A1
PWD400023	3 Ø150-200	2 Ø 200	PWD400007	3 Ø150	2 Ø150	A1
PWD400024	4 Ø150-201	2 Ø 200	PWD400009	4 Ø150	2 Ø150	A1
PWD400025	5 Ø150-202	2 Ø 200	PWD400011	6 Ø150	2 Ø150	A1
	4 Ø150-203	2 Ø 200	PWD400012	4 Ø200	2 Ø200	B2

SINGLE PLENUM “EOLO” IN SINTERED POLYSTYRENE			SINGLE PLENUM INSULATED METAL SHEET/PAL							
CODE	FRONT COLLAR INCLUDED	SIDE COLLAR INCLUDED	CODE	FRONT SPIGOTS INCLUDED*	SIDE SPIGOTS INCLUDED*	COLLAR TO BE ORDER EXTRA*				
	N° COLLARS / Ø mm	N° COLLARS / Ø mm		N° SPIGOTS / Ø mm	N° SPIGOTS / Ø mm	MODEL				
PWD400022	2 Ø150-200	2 Ø 200	PWD400005	2 Ø150	2 Ø150	A1				
PWD400027	3 Ø150-200	2 Ø 200								
PWD400023	3 Ø150-200	2 Ø 200					PWD400007	3 Ø150	2 Ø150	A1
PWD400024	4 Ø150-200	2 Ø 200					PWD400009	4 Ø150	2 Ø150	A1
PWD400025	5 Ø150-200	2 Ø 200					PWD400011	6 Ø150	2 Ø150	A1
	4 Ø150-200	2 Ø 200					PWD400012	4 Ø200	2 Ø200	B2

SINGLE PLENUM “EOLO” IN SINTERED POLYSTYRENE			SINGLE PLENUM INSULATED METAL SHEET/PAL			
CODE	FRONT COLLAR INCLUDED	SIDE COLLAR INCLUDED	CODE	FRONT SPIGOTS INCLUDED*	SIDE SPIGOTS INCLUDED*	COLLAR TO BE ORDER EXTRA*
	N° COLLARS / Ø mm	N° COLLARS / Ø mm		N° SPIGOTS / Ø mm	N° SPIGOTS / Ø mm	MODEL
PWD400173	3 Ø150-200	2 Ø 200	PWD400185	3 Ø150	2 Ø150	A1
PL11165111	4 Ø150-200	2 Ø 200	11165111	4 Ø150	2 Ø150	A1
PWD400268	3 Ø150-200	2 Ø 200	PWD400243	3 Ø150	2 Ø150	A1
PWD400101	4 Ø150-200	2 Ø 200	PWD400095	4 Ø150	2 Ø150	A1
PWD400102	5 Ø150-200	2 Ø 200	PWD400096	6 Ø150	2 Ø150	A1

SINGLE PLENUM “EOLO” IN SINTERED POLYSTYRENE			SINGLE PLENUM INSULATED METAL SHEET/PAL			
CODE	FRONT COLLAR INCLUDED	SIDE COLLAR INCLUDED	CODE	FRONT SPIGOTS INCLUDED*	SIDE SPIGOTS INCLUDED*	COLLAR TO BE ORDER EXTRA*
	N° COLLARS / Ø mm	N° COLLARS / Ø mm		N° SPIGOTS / Ø mm	N° SPIGOTS / Ø mm	MODEL
PWD400268	3 Ø150-200	2 Ø 200	PWD400243	3 Ø150	2 Ø150	A1
PWD400101	4 Ø150-200	2 Ø 200	PWD400095	4 Ø150	2 Ø150	A1
PWD400415	4 Ø150-200	2 Ø 200	PWD400413	3 Ø 200	2 Ø 200	B2
PWD400416	5 Ø150-200	2 Ø 200	PWD400414	5 Ø 200	2 Ø 200	B2
	5 Ø150-200	2 Ø 200	PWD400465	5 Ø 200	2 Ø 200	B2

**NEW**

SINGLE PLENUM “**MINI EOLO**”  
IN SINTERED POLYSTYRENE

	CODE	FRONT COLLAR INCLUDED	SIDE COLLAR INCLUDED
		N° COLLARS / Ø mm	N° COLLARS / Ø mm
<b>NEW</b> • MN DW1 24	PWD400062	4 Ø125-150	2 Ø 200
<b>NEW</b> • MN DW1 30/36	-	-	-
<b>NEW</b> • MN42D3W1 42/48 /55	-	-/	-
<b>NEW</b> • MN DW1 09/12	PWD402486	3 Ø125-150	2 Ø 200
<b>NEW</b> • MN DW2 18	PWD402487	4 Ø125-150	2 Ø 200

**NEW**

**CLIMA AUX**

SINGLE PLENUM “**MINI EOLO**”  
IN SINTERED POLYSTYRENE

	CODE	FRONT COLLAR INCLUDED	SIDE COLLAR INCLUDED
		N° COLLARS / Ø mm	N° COLLARS / Ø mm
<b>NEW</b> • ALMD-H /NDR3HM2A 12/18	PWD402488	3 Ø125-150	2 Ø 200
<b>NEW</b> • ALMD-H /NDR3HM2 18 - 24 - 30	-	-	-
<b>NEW</b> • ALMD-H /NDR3HA 36 - 42 - 48 - 60	-	-/	-

SINGLE PLENUM “EOLO” IN SINTERED POLYSTYRENE			SINGLE PLENUM INSULATED METAL SHEET/PAL			
CODE	FRONT COLLAR INCLUDED	SIDE COLLAR INCLUDED	CODE	FRONT SPIGOTS INCLUDED*	SIDE SPIGOTS INCLUDED*	COLLAR TO BE ORDER EXTRA*
	N° COLLARS / Ø mm	N° COLLARS / Ø mm		N° SPIGOTS / Ø mm	N° SPIGOTS / Ø mm	MODEL
PL11162141	3 Ø150-200	2 Ø 200	11162141	3 DN 150	2 DN 150	A1
PWD402500	4 Ø150-200	2 Ø 200	PWD402453	4 DN 200	2 DN 200	B2
-	-	-	PWD402454	5 DN 200	2 DN 200	B2
PWD402501	2 Ø150-200	2 Ø 200	PWD402455	3 DN 150	2 DN 150	A1
PWD402502	3 Ø150-200	2 Ø 200	PWD402456	4 DN 150	2 DN 150	A1

SINGLE PLENUM “EOLO” IN SINTERED POLYSTYRENE			SINGLE PLENUM INSULATED METAL SHEET/PAL			
CODE	FRONT COLLAR INCLUDED	SIDE COLLAR INCLUDED	CODE	FRONT SPIGOTS INCLUDED*	SIDE SPIGOTS INCLUDED*	COLLAR TO BE ORDER EXTRA*
	N° COLLARS / Ø mm	N° COLLARS / Ø mm		N° SPIGOTS / Ø mm	N° SPIGOTS / Ø mm	MODEL
PWD402503	2 Ø150-200	2 Ø 200	PWD402457	2 DN 150	2 DN 150	A1
PWD400378	4 Ø150-200	2 Ø 200	PWD400374	4 DN 150	2 DN 150	A1
PWD400379	5 Ø150-200	2 Ø 200	PWD400375	6 DN 150	2 DN 150	A1

- GOODS AVAILABLE IN 5 WORKING DAYS FROM THE DATE OF ORDER.
- IN SOME CASES, WE CAN SUPPLY THE SUPPLY PLENUM IN PAL.
- THE SUGGESTION ABOUT THE COMPOSITION OF EACH PLENUM ARE INDICATIVE AND NOT BINDING. IT IS NECESSARY TO CHECK THAT ALL THE ELEMENTS OF THE PLENUM ARE COMPATIBLE WITH THE PROJECT SPECIFICATIONS OF THE SYSTEM.
- TECNOSYSTEMI S.P.A. SOCIETÀ BENEFIT IS NOT RESPONSIBLE IN CASE OF IMPROPER OR NEGLIGENT USE OF THE PRODUCT.
- THE ITEMS ON THE CATALOGUE HAVE BEEN DEVELOPED AND MADE ACCORDING TO OUR OWN TECHNICAL SPECIFICATIONS.
- FOR ADDITIONAL INFORMATION, PLEASE CONTACT OUR CUSTOMER SERVICE.

\* ALUMINUM PLENUM COMES WITH PRE-DRILLED HOLES

\* COLLARS ARE NOT INCLUDED IN THE KIT: CHECK PAGE 137-139 TO CHOOSE YOUR COLLAR

**TELESCOPIC PLENUM FOR LOW-HEAD DUCTED UNITS**

**TECHNICAL SPECIFICATIONS**

- Plenum made of 0.8 mm thick electro-galvanised metal sheet
- Coated externally and internally with 10 mm thick aluminised insulation
- Minimum depth 250 - maximum 430 mm

**PLÉNUM TÉLESCOPIQUE POUR UNITÉS À GAINABLE À FAIBLE PRÉVALENCE**


**CARACTÉRISTIQUES TECHNIQUES**

- Plénum en tôle galvanisée électrolytique de 0,8 mm d'épaisseur
- Revêtu extérieurement et intérieurement d'une isolation aluminisée de 10 mm d'épaisseur
- Profondeur minimale 250 - maximum 430 mm


**TELESKOPISCHES PLENUM FÜR LEITUNGSEINHEITEN MIT NIEDRIGER FÖRDERHÖHE**

**TECHNISCHE EIGENSCHAFTEN**

- Plenum aus 0,8 mm starkem elektro-galvanisiertem Blech
- Außen- und Innenbeschichtung mit 10 mm starker aluminisierter Dämmung
- Tiefe min. 250 - max. 430 mm





**ATTENTION:**  
For the technical features of the grille see page 18

CODE	DESCRIPTION	U.M.	 Pieces per box
PWD400230	TELESCOPIC PLENUM FOR DAIKIN FXDQ-A 15/32, FDXM-F 25/35, GREE GFH09/12 EA-K3DNA1A/1, MITSUBISHI SEZ-KD 25VAL, SEZ-M 25DAL, PEFY-P 15/20/25/32 VMS1-E, SAMSUNG AC026/035 MNLDKH/EU	PCS	1
PWD400231	TELESCOPIC PLENUM FOR DAIKIN FXDQ40-50A, MITSUBISHI SEZ-KD35/50 VAL, SEZ-M35/50 DAL, PEFY-P 40/50 VMS1-E, SAMSUNG AJ026/036RBLDEG/EU, AE 056 MNLDEH/EU, AM 022/028/036 FNMDEH/EU, AM 045/056 FNLDEH/EU	PCS	1
PWD400225	TELESCOPIC PLENUM FOR SAMSUNG AC 35/052/071 RNMDKG/EU, AC 035/052/060/071 MNMDKH/EU, AE 071 MNMPEH/EU, AM 036/045/056/071 HNMPKH, AC 035 HNMCEH/EU, AC 035/052/071 RNMDKG/EU, AC 035/052/060/071 M	PCS	1
PWD400353	TELESCOPIC PLENUM FOR SAMSUNG AJ 026/035 TNLDEG	PCS	1
PWD400226	TELESCOPIC PLENUM FOR HAIER AD 35 S2S M3FA	PCS	1
PWD400227	TELESCOPIC PLENUM FOR HAIER AD 25/35 S2S S1FA	PCS	1
PWD400232	TELESCOPIC PLENUM FOR DAIKIN FDXM-50/60F, FXDQ-63A, MITSUBISHI SEZ-M60/71DAL, SEZ-KD60/71VAL, PEFY-P 63 VMS 1-E	PCS	1
PWD400233	TELESCOPIC PLENUM FOR DAIKIN FXSQ-15/20/25/32 A	PCS	1
PWD400234	TELESCOPIC PLENUM FOR DAIKIN FXSQ-40/50A, FBA 35/50 A	PCS	1
PWD400229	TELESCOPIC PLENUM FOR VISSMAN 300-S/HE DF3028M2, 300-S/HE DF3035M2	PCS	1
PWD400228	TELESCOPIC PLENUM FOR VISSMANN 300-S/HE DF3053M2	PCS	1

**Datasheet**




	TELESCOPIC PLENUM CODE	* CODE GRILLE RAL9010 TO BE COMBINED
300-S/HE DF3028M2	PWD400229	PWC100060
300-S/HE DF3035M2		
300-S/HE DF3053M2	PWD400228	C11126364

	TELESCOPIC PLENUM CODE	* CODE GRILLE RAL9010 TO BE COMBINED
GFH09/12 EA-K3DNA1A/1	PWD400230	C11126363
GFH 18 EA-K3DNA1A/1	PWD400231	C11126364

<b>Haier</b>	TELESCOPIC PLENUM CODE	* CODE GRILLE RAL9010 TO BE COMBINED
AD 35 S2S M3FA	PWD400226	PWC100058
AD 25 S2S S1FA AD 35 S2S S1FA	PWD400227	PWC100059

<b>DAIKIN</b>	TELESCOPIC PLENUM CODE	* CODE GRILLE RAL9010 TO BE COMBINED
FXDQ-A 15/20/25/32 FXDA-A 10/15/20/25/32 FDXM-F 25/35	PWD400230	C11126363
FXDQ-A 40/50 FXDA-A 40/50 FDXM-50/60F	PWD400231	C11126364
FXDQ-63A FXDA-A 63 FXSQ-15A	PWD400232	PWC100042
FXSQ-20A FXSQ-25A FXSQ-32A	PWD400233	PWC100043
FXSQ-40/50A FBA 35/50 A	PWD400234	PWC100044

 <b>MITSUBISHI ELECTRIC</b>	TELESCOPIC PLENUM CODE	* CODE GRILLE RAL9010 TO BE COMBINED
SEZ-KD 25VAL SEZ-M 25DAL PEFY-P 15/20/25/32 VMS1-E	PWD400230	C11126363
SEZ-KD35/50 VAL SEZ-M35/50 DAL PEFY-P 40/50 VMS1-E	PWD400231	C11126364
SEZ-M60/71DAL SEZ-KD60/71VAL PEFY-P 63 VMS 1-E	PWD400232	PWC100042
PEAD-M35/50 JA PEAD RP 35/50 JAL PEFY-P 35/50 VMA-E	PWD400223	PWC100055

<b>SAMSUNG</b>	TELESCOPIC PLENUM CODE	* CODE GRILLE RAL9010 TO BE COMBINED
AC 026/035 MNLDKH/EU AM 017/022/028/036 FNLDEH/EU AE 022/028/036 MNLDEH/EU AC 026/035 RNLDKG/EU	PWD400230	C11126363
AE 056 MNLDEH/EU AM 022/028/036 FNMDEH/EU AM 045/056 FNLDEH/EU AJ 026/036 RBLDEG/EU	PWD400231	C11126364
AC 35/052/071 RNMDKG/EU AC 035/052/060/071 MNMDKH/EU AE 071 MNMPEH/EU AM 036/045/056/071 HNMPKH AC 035 HNMCEH/EU AJ 026/035 TNLDEG	PWD400225	PWC100057
	PWD400353	PWC100062

## POLYSTYRENE PLENUM KIT

### TECHNICAL SPECIFICATIONS

- Made of sintered expanded polystyrene
- Ready for ceiling anchoring via threaded bars
- Thermal insulation, waterproof
- Thermal conductivity: 0.030 / 0.033 W/mK with respect to the EN 12667 / EN 12939 standard
- Resistance to vapour 40 / 70  $\mu$  in relation to EN 12086
- Operating temperature - 30°C / + 90°C
- Water absorption % volume  $\leq 5$  in relation to EN 12087
- Reaction to fire class and according to EN 13501-1:2009
- Thermal performance thickness 30 mm 0.95 m2K/W
- Integrated front and side collar
- Tube of glue
- Aluminium profile for flange supplied
- Plenum-machine coupling with aluminium profile to be cut to size (included in kit)

## KIT PLÉNUM EN POLYSTYRÈNE


### CARACTÉRISTIQUES TECHNIQUES

- Fabriqué en polystyrène expansé
- Prédiposition pour l'ancrage aux plafonds avec des barres filetées
- Isolation thermique, imperméable
- Conductivité thermique : 0,030/0,033 W/mK par rapport à la normative EN 12667/ EN 12939
- Résistance à la vapeur 40 / 70  $\mu$  par rapport à la norme EN 12086
- Température de fonctionnement - 30°C / + 90°C
- Absorption d'eau % volume  $\leq 5$  par rapport à la norme EN 12087
- Réaction au feu de classe et selon EN 13501-1:2009
- Performance thermique épaisseur 30 mm 0,95 m2K/W
- Collier avant et latéral intégrés
- Colle dans le tube pour la fixation
- Profilé en aluminium pour bride fourni
- Raccord plenum-machine avec profilé en aluminium à couper à la taille (présent à l'intérieur du kit)

## KIT PLENUM AUS POLYSTYROL

### TECHNISCHE EIGENSCHAFTEN

- Aus gesintertem expandiertem Polystyrol
- Vorbereitet für Deckenanker mit Gewindestangen
- Wärmedämmend, wasserdicht
- Wärmeleitfähigkeit: 0,030 / 0,033 W/mK in Übereinstimmung mit der Richtlinie EN 12667 / EN 12939
- Dampfbeständigkeit 40 / 70  $\mu$  gemäß EN 12086
- Betriebstemperatur - 30°C / + 90°C
- Wasseraufnahme % Volumen  $\leq 5$  im Vergleich zu EN 12087
- Brandverhalten Klasse und gemäß der Norm EN 13501-1:2009
- Wärmeleistung Stärke 30 mm 0,95 m2K/W
- Integrierte Schelle vorne und an der Seite
- Kleber in der Tube zur Befestigung
- Aluminiumprofil für Flansch mitgeliefert
- Plenum-Maschine-Kupplung mit Aluminiumprofil zum Zuschneiden (im Kit vorhanden)



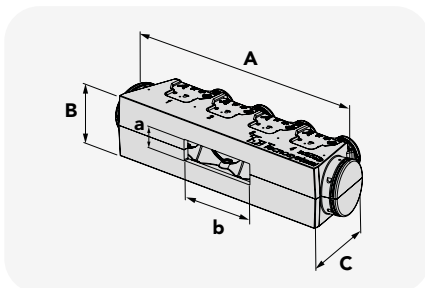
### THE KIT CONTAINS

- EOLO MINI plenum
- 2 aluminium bars for flange
- Glue tube
- Sealing gasket
- Assembly Instructions

The kit contains everything you need to adapt the plenum to the ducted unit inlet directly in situ.



"D-I-Y" KIT



### Datasheet



CODE	DESCRIPTION	EXTERNAL FIXED WIDTH	EXTERNAL FIXED WEIGHT	EXTERNAL FIXED DEPTH	MAX INTERNAL HEIGHT	MAX INTERNAL WIDTH	FRONTAL COLLAR DIM. INCLUDED	SIDE COLLAR DIM. INCLUDED	U.M.	Pieces per box
		A [mm]	B [mm]	C [mm]	a [mm]	b [mm]	Ø1 [mm]	Ø2 [mm]		
PWD400034	UNIVERSAL PLENUM KIT "EOLO MINI AM3 UNIVERSAL"	818	217	346	up to 185	up to 600	3x Ø 125	3x Ø 150	KIT	1
PWD400035	UNIVERSAL PLENUM KIT "EOLO MINI BM4 UNIVERSAL"	1008	217	346	up to 185	up to 795	4x Ø 125	4x Ø 150	KIT	1



## POLYSTYRENE PLENUM KIT

### TECHNICAL SPECIFICATIONS

- Made of sintered expanded polystyrene
- Ready for ceiling anchoring via threaded bars
- Thermal insulation, waterproof
- Thermal conductivity: 0.030 / 0.033 W/mK with respect to the EN 12667 / EN 12939 standard
- Resistance to vapour 40 / 70  $\mu$  in relation to EN 12086
- Operating temperature - 30°C / + 90°C
- Water absorption % volume  $\leq$ 5 in relation to EN 12087
- Reaction to fire class and according to EN 13501-1:2009
- Thermal performance thickness 30 mm 0.95 m2K/W
- Integrated front and side collar
- Tube of glue
- Aluminium profile for flange supplied
- Plenum-machine coupling with aluminium profile to be cut to size (included in kit)

## KIT PLÉNUM EN POLYSTYRÈNE


### CARACTÉRISTIQUES TECHNIQUES

- Fabriqué en polystyrène expansé
- Prédiposition pour l'ancrage aux plafonds avec des barres filetées
- Isolation thermique, imperméable
- Conductivité thermique : 0,030/0,033 W/mK par rapport à la normative EN 12667/ EN 12939
- Résistance à la vapeur 40 / 70  $\mu$  par rapport à la norme EN 12086
- Température de fonctionnement - 30°C / + 90°C
- Absorption d'eau % volume  $\leq$ 5 par rapport à la norme EN 12087
- Réaction au feu de classe et selon EN 13501-1:2009
- Performance thermique épaisseur 30 mm 0,95 m2K/W
- Collier avant et latéral intégrés
- Colle dans le tube pour la fixation
- Profilé en aluminium pour bride fourni
- Raccord plenum-machine avec profilé en aluminium à couper à la taille (présent à l'intérieur du kit)

## KIT PLENUM AUS POLYSTYROL

### TECHNISCHE EIGENSCHAFTEN

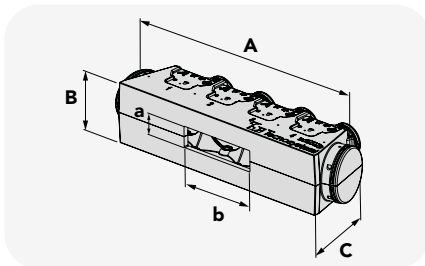
- Aus gesintertem expandiertem Polystyrol
- Vorbereitet für Deckenanker mit Gewindestangen
- Wärmedämmend, wasserdicht
- Wärmeleitfähigkeit: 0,030 / 0,033 W/mK in Übereinstimmung mit der Richtlinie EN 12667 / EN 12939
- Dampfbeständigkeit 40 / 70  $\mu$  gemäß EN 12086
- Betriebstemperatur - 30°C / + 90°C
- Wasseraufnahme % Volumen  $\leq$ 5 im Vergleich zu EN 12087
- Brandverhalten Klasse und gemäß der Norm EN 13501-1:2009
- Wärmeleistung Stärke 30 mm 0,95 m2K/W
- Integrierte Schelle vorne und an der Seite
- Kleber in der Tube zur Befestigung
- Aluminiumprofil für Flansch mitgeliefert
- Plenum-Maschine-Kupplung mit Aluminiumprofil zum Zuschneiden (im Kit vorhanden)



### THE KIT CONTAINS

- EOLO MINI plenum
- 2 aluminium bars for flange
- Glue tube
- Sealing gasket
- Assembly Instructions

The kit contains everything you need to adapt the plenum to the ducted unit inlet directly in situ.



Datasheet



CODE	DESCRIPTION	EXTERNAL FIXED WIDTH	EXTERNAL FIXED WEIGHT	EXTERNAL FIXED DEPTH	MAX INTERNAL HEIGHT	MAX INTERNAL WIDTH	FRONTAL COLLAR DIM. INCLUDED	SIDE COLLAR DIM. INCLUDED	U.M.	Pieces per box
		A [mm]	B [mm]	C [mm]	a [mm]	b [mm]	Ø1 [mm]	Ø2 [mm]		
PWD400030	UNIVERSAL PLENUM KIT "EOLO E2 UNIVERSAL"	741	244	348	up to 215	up to 550	2x Ø 125	2x Ø 150	KIT	1
PWD400031	UNIVERSAL PLENUM KIT "EOLO A3 UNIVERSAL"	1000	264	348	up to 215	up to 800	3x Ø 125	3x Ø 150	KIT	1
PWD400032	UNIVERSAL PLENUM KIT "EOLO B4 UNIVERSAL"	1261	284	348	up to 235	up to 1060	4x Ø 125	4x Ø 150	KIT	1
PWD400033	UNIVERSAL PLENUM KIT "EOLO C5 UNIVERSAL"	1520	304	348	up to 245	up to 1300	5x Ø 125	5x Ø 150	KIT	1

**TAILOR-MADE DELIVERY / RETURN PLENUM IN ALUMINISED PAL FOR DUCTED**

**TECHNICAL SPECIFICATIONS**

- Made of high quality 80 µ aluminium foil, embossed and lacquered, insulated with stiff expanded polyisocyanurate (PIR) foam
- Overall thickness 20 mm
- Fire-retardant, waterproof, highly heat-insulating

**PLÉNUM D'ENTRÉE/SORTIE SUR MESURE EN PAL ALUMINÉ POUR GAINABLE**

**CARACTÉRISTIQUES TECHNIQUES**

- Fabriqué en feuille d'aluminium gaufrée et laquée de haute qualité de 80 µ, isolé par une mousse rigide en polyisocyanurate expansé (PIR)
- Épaisseur totale 20 mm
- Résistant au feu, imperméable, hautement calorifuge

**MASSGESCHNEIDERTES AB-UND ZULUFT / RÜCKGEWINNUNGS-PLENUM IN ALUMINISIERTEM PAL FÜR KANALSYSTEME**

**TECHNISCHE EIGENSCHAFTEN**

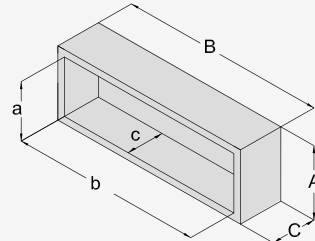
- Hergestellt aus hochwertiger 80-µ-Aluminiumfolie, geprägt und lackiert, isoliert mit Polyisocyanurat-Hartschaum (PIR)
- Gesamtstärke 20 mm
- Feuerfest, wasserdicht, hoch wärmeisolierend



Insulation 20 mm

Custom size

MADE IN ITALY



A = a + 40 mm  
B = b + 40 mm  
C = c + 20 mm

Our customer service and technical dept. are available to develop custom-made plenums to meet any installation requirements.

CODE	MODEL	INTERNAL HEIGHT	INTERNAL WIDTH	INTERNAL DEPTH	U.M.	Pieces per box
		a [mm]	b [mm]	c [mm]		
11161605	mod. 1	on request up to 300	on request up to 1000	280 fixed	PCS	1
11161606	mod. 2	on request up to 400	on request up to 1200	280 fixed	PCS	1
11161607	mod. 3	on request up to 400	on request up to 1500	280 fixed	PCS	1

Datasheet



NOTE: Collars are not included. For collars see pages 193 (collar in aluminium for plenum)

**DELIVERY / RETURN PLENUM WITH MADE-TO-MEASURE REDUCED WINDOW COUPLER IN ALUMINATED POLE FOR DUCT SYSTEMS**

**TECHNICAL SPECIFICATIONS**

- Made of high quality 80 µ aluminium foil, embossed and lacquered, insulated with stiff expanded polyisocyanurate (PIR) foam
- Overall thickness 20 mm fire-retardant, highly heat-insulating, waterproof
- Includes fastening flange

**PLÉNUM D'ENTRÉE/SORTIE AVEC ATTACHE RÉDUITE À FENÊTRE SUR MESURE EN PAL ALUMINÉ POUR GOULOTTES**


**CARACTÉRISTIQUES TECHNIQUES**

- Fabriqué en feuille d'aluminium gaufrée et laquée de haute qualité de 80 µ, isolé par une mousse rigide en polyisocyanurate expansé (PIR)
- Épaisseur totale de 20 mm ignifuge, très calorifuge, imperméable
- Livré avec bride de fixation

**AB-UND ZULUFT / RÜCKGEWINNUNGS-PLENUM MIT REDUZIERTEM FENSTERANSCHLUSS NACH MASS AUS ALUMINISIERTEM PAL FÜR KANALSYSTEME**

**TECHNISCHE EIGENSCHAFTEN**

- Hergestellt aus hochwertiger 80-µ-Aluminiumfolie, geprägt und lackiert, isoliert mit Polyisocyanurat-Hartschaum (PIR)
- Gesamtstärke 20 mm schwer entflammbar, hochwärmeisolierend, wasserdicht
- Komplett mit Befestigungsflansch

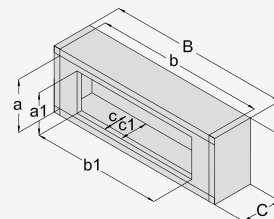


Insulation 20 mm

Custom size

MADE IN ITALY

If needed, we can manufacture plenums with reduced connection.



A = a + 40 mm  
B = b + 40 mm  
C = c + 40 mm  
C = c1 + 20 mm

Provide the dimensions of the supply connection (A1 x B1 mm, C 260 mm fixed) of the indoor unit and provide the external dimensions of the plenum (A x B mm, C 300 mm fixed)

CODE	MODEL	INTERNAL HEIGHT	INTERNAL WIDTH	INTERNAL DEPTH	U.M.	Pieces per box
		a [mm]	b [mm]	c [mm]		
11161605F	mod. 1/F	on request up to 300	on request up to 1000	260 fixed	PCS	1
11161606F	mod. 2/F	on request up to 400	on request up to 1200	260 fixed	PCS	1
11161607F	mod. 3/F	on request up to 400	on request up to 1500	260 fixed	PCS	1
PWD400114	mod. 4/F	on request up to 500	on request up to 1700	260 fixed	PCS	1

Datasheet



**TAILOR-MADE DELIVERY / RETURN PLENUM IN ALUMINISED PAL FOR DUCTED**

**TECHNICAL SPECIFICATIONS**

- Made of high quality 80 μ aluminium foil, embossed and lacquered, insulated with stiff expanded polyisocyanurate (PIR) foam
- Overall thickness 20 mm
- Fire-retardant, waterproof, highly heat-insulating

**PLÉNUM D'ENTRÉE/SORTIE SUR MESURE EN PAL ALUMINÉ POUR GAINABLE**

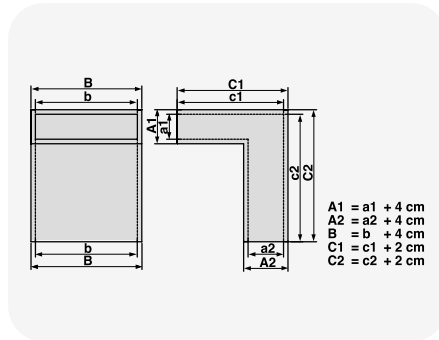

**CARACTÉRISTIQUES TECHNIQUES**

- Fabriqué en feuille d'aluminium gaufrée et laquée de haute qualité de 80 μ, isolé par une mousse rigide en polyisocyanurate expansé (PIR)
- Épaisseur totale 20 mm
- Résistant au feu, imperméable, hautement calorifuge

**MASSGESCHNEIDERTES AB-UND ZULUFT / RÜCKGEWINNUNGS-PLÉNUM IN ALUMINISIERTEM PAL FÜR KANALSYSTEME**

**TECHNISCHE EIGENSCHAFTEN**

- Hergestellt aus hochwertiger 80-μ-Aluminiumfolie, geprägt und lackiert, isoliert mit Polyisocyanurat-Hartschaum (PIR)
- Gesamtstärke 20 mm
- Feuerfest, wasserdicht, hoch wärmeisolierend



**MADE IN ITALY**

**Insulation 20 mm**

**Custom size**

CODE	MODEL	INTERNAL HEIGHT	INTERNAL WIDTH	INTERNAL WIDTH	INTERNAL DEPTH	POST INT. HEIGHT	U.M.	Pieces per box
		a1 [mm]	a2 [mm]	b [mm]	c1 [mm]	c2 [mm]		
11161602	mod. 4	150	150	1000	max 400	max 400	PCS	1
11161603	mod. 5	200	200	1200	max 400	max 400	PCS	1
11161604	mod. 6	250	250	1500	max 400	max 400	PCS	1



NOTE: Collars are not included. For collars see pages 193 (collar in aluminium for plenum)

**INTAKE PLENUM IN PLA READY FOR FILTER**

**TECHNICAL SPECIFICATIONS**

- Material: 80μ high quality aluminum foil, embossed and lacquered, insulated by a rigid polyisocyanurate foam (PIR)
- Thickness 20 mm
- Fire-retardant, waterproof, highly heat-insulating
- Includes fastening flange to the internal unit
- Prepared with housing for 5mm thickness filter ordered separately
- Filter 5 mm can be inspected from below

**PLÉNUM DE RÉCUPÉRATION EN PAL PRÉDISPOSÉ POUR FILTRE**

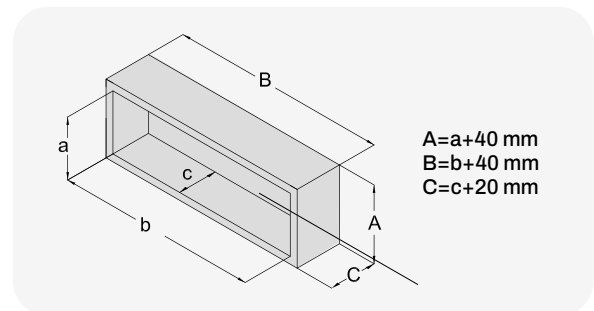
**CARACTÉRISTIQUES TECHNIQUES**

- Matériel : Feuilles d'aluminium de haute qualité 80μ, gaufrées et laquées, isolées par une mousse de polyisocyanate expansée rigide (PIR)
- Épaisseur 20 mm
- Résistant au feu, imperméable, hautement calorifuge
- Comprend une bride de fixation à l'unité interne
- Préparé avec siège pour filtre d'épaisseur 5mm à commander séparément
- Filtre 5 mm inspectable par le bas

**ABLUFTPLENUM AUS PAL VORBEREITET FÜR FILTER**

**TECHNISCHE EIGENSCHAFTEN**


- Material: Hochwertige 80μ Aluminiumfolie, geprägt und lackiert, isoliert durch Polyisocyanat-Hartschaum (PIR)
- Stärke 20 mm
- Feuerfest, wasserdicht, hoch wärmeisolierend
- Inklusive Befestigungsflansch an der Inneneinheit
- Vorgerichtet mit Filtersitz 5mm Stärke separat bestellbar;
- 5 mm Filter von unten kontrollierbar



CODE	MODEL	INTERNAL HEIGHT	INTERNAL WIDTH	INTERNAL DEPTH	U.M.	Pieces per box
		a [mm]	b [mm]	c [mm]		
PWD401710	mod. 1	≤400	≤1000	≤180	PCS	1
PWD401711	mod. 2	≤400	≤1200	≤180	PCS	1
PWD401712	mod. 3	≤400	≤1500	≤180	PCS	1
PWD401713	mod. 4	≤400	≤1700	≤180	PCS	1



# COMPLETE KIT TO DISTRIBUTE AIR FOR DUCTED MACHINES



The new kits “kit svelto universal” contain all the necessary accessories (plenum, dampers, grilles, pipes, collars, clamps etc.) To correctly channel the air produced by the indoor unit and to distribute it optimally to all rooms, with the possibility of adjusting and directing the air flow thanks to the adjustable dampers and blades of the grilles, thus allowing maximum output and the best comfort inside houses or offices.

Thanks to the new universal plenum in sintered polystyrene, the installer will only have to cut the plenum with a jigsaw or with a hot-wire cutter to the desired dimensions according to the size of the outlet of the ducted unit to be installed. Cut the aluminium profiles according to the flange size, glue them with the glue and insert the gasket (supplied in the kit).

Thanks to their compatibility with all the machines on the market, the “kit svelto universal” facilitate the management of the items and they reduce the number of codes to keep in stock.

The “kit svelto universal” are available depending on the models, from 2 to 5 zones, with the possibility of personalizations on request.



**UK** **SVELTO EOLO MINI UNIVERSAL KIT - 3 ZONES WITH EOLO MINI AM3 PLENUM**

**TECHNICAL SPECIFICATIONS**

- 1 EOLO MINI AM3 UNIVERSAL polystyrene plenum kit (L 818 x H 217 x D 346) (PWD400034)
- 3 white painted aluminium delivery grilles, installation hole 300 x 150 outer size 332 x 182 (COD. WB11161512)
- 3 insulated plenums with 3 inlets for collars mod. E5 150 - 332 x 182 (PWD100005)
- 3 calibration dampers for 332 x 182 grilles (COD. W11161568)
- 1 double-wall aluminium flexible hose Ø 152 - m 10 (cod. 11152152)
- 1 intake grille with filter in white painted aluminium - installation hole 600 x 400 outer size 632 x 432 (cod. WB11161525)
- 6 Hose clamps 140 - 160 mm (cod. 22200152)
- Customisable on request

**FR** **KIT SVELTO EOLO MINI UNIVERSAL - 3 ZONES AVEC PLÉNUM EOLO MINI AM3**

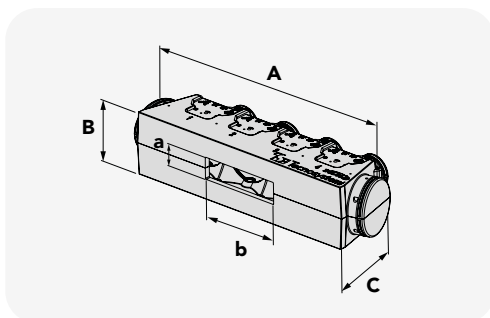
**CARACTÉRISTIQUES TECHNIQUES**

- 1 kit de plénum EOLO MINI AM3 UNIVERSAL (L 818 x H 217 x P 346) (PWD400034)
- 3 grilles d'alimentation en aluminium peint blanc trou d'installation 300 x 150 mesure externe 332 x 182 (CODE WB11161512)
- 3 plénums isolés à 3 entrées préparés pour les colliers mod. E5 150 - 332 x 182 (PWD100005)
- 3 registres d'étalonnage pour grilles 332 x 182 (CODE W11161568)
- 1 tuyau flexible en aluminium à double paroi Ø 152 - 10 m (code 11152152)
- 1 grille de récupération avec filtre aluminium peint blanc - trou d'installation 600 x 400 mesure externe 632 x 432 (code WB11161525)
- 6 colliers de serrage 140 - 160 mm (code 22200152)
- Personnalisable sur demande

**DE** **KIT SVELTO EOLO MINI UNIVERSAL - 3 ZONEN MIT PLENUM EOLO MINI AM3**

**TECHNISCHE EIGENSCHAFTEN**

- 1 EOLO MINI AM3 UNIVERSAL Polystyrol Plenum Kit (L 818 x H 217x T 346) (PWD400034)
- 3 Zufuhrluftgitter aus weiß lackiertes Aluminium, Einbauöffnung 300 x 150 Außenmaß 332 x 182 (COD. WB11161512)
- 3 gedämmte Plenums mit 3 Anschlüsse vorbereitet für Schellen Mod. E5 150 - 332 x 182 (PWD100005)
- 3 Kalibrierklappen für Luftgitter 332 x 182 (COD. W11161568)
- 1 Aluminium-Doppelwandschlauch Ø 152 - 10 m (Cod. 11152152)
- 1 Ansauggitter aus Aluminium weiß lackiert - Einbauöffnung 600 x 400 Außenmaß 632 x 432 (Cod. WB11161525)
- 6 Rohrschellen 140 - 160 mm (Cod. 22200152)
- Auf Anfrage anpassbar



PLENUM MODEL	EXTERNAL FIXED WIDTH	EXTERNAL FIXED HEIGHT	EXTERNAL FIXED DEPTH	MAX INTERNAL HEIGHT	MAX INTERNAL WIDTH
	A [mm]	B [mm]	C [mm]	a [mm]	b [mm]
EOLO MINI AM3 UNIVERSAL	818	217	346	up to 185	up to 600

**Datasheet**

CODE	DESCRIPTION	U.M.	Pieces per box
PWD300190	"KIT FOR THE AIR DISTRIBUTION WITH PLENUM "MINI EOLO AM3"" - 3 ZONE"	KIT	1



**UK** **SVELTO EOLO MINI UNIVERSAL KIT - 3 ZONES WITH EOLO MINI BM4 PLENUM**

**TECHNICAL SPECIFICATIONS**

- 1 polystyrene plenum kit EOLO MINI BM4 UNIVERSAL (L 1008 x H 217 x D 346) (PWD400035)
- 3 white painted aluminium delivery grilles, installation hole 300 x 150 outer size 332 x 182 (COD. WB11161512)
- 3 insulated plenums with 3 inlets for collars mod. E5 150 - 332 x 182 (PWD100005)
- 3 calibration dampers for 332 x 182 grilles (COD. W11161568)
- 1 double-wall aluminium flexible hose Ø 152 - m 10 (cod. 11152152)
- 1 intake grille with filter in white painted aluminium - installation hole 600 x 400 outer size 632 x 432 (cod. WB11161525)
- 6 Hose clamps 140 - 160 mm (cod. 22200152)
- Customisable on request

**FR** **KIT SVELTO EOLO MINI UNIVERSAL - 3 ZONES AVEC PLÉNUM EOLO MINI BM4**

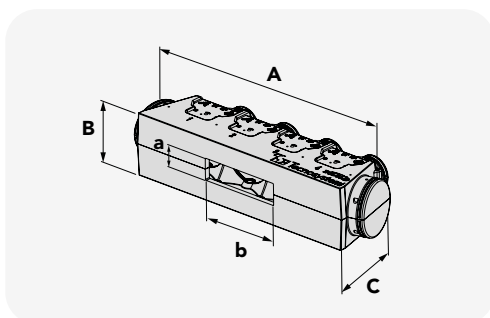
**CARACTÉRISTIQUES TECHNIQUES**

- 1 kit de plénum en polystyrène EOLO MINI BM4 UNIVERSAL (L 1008 x H 217 x P 346) (PWD400035)
- 3 grilles d'alimentation en aluminium peint blanc trou d'installation 300 x 150 mesure externe 332 x 182 (CODE WB11161512)
- 3 plénums isolés à 3 entrées préparés pour les colliers mod. E5 150 - 332 x 182 (PWD100005)
- 3 registres d'étalonnage pour grilles 332 x 182 (CODE W11161568)
- 1 tuyau flexible en aluminium à double paroi Ø 152 - 10 m (code 11152152)
- 1 grille de récupération avec filtre aluminium peint blanc - trou d'installation 600 x 400 mesure externe 632 x 432 (code WB11161525)
- 6 colliers de serrage 140 - 160 mm (code 22200152)
- Personnalisable sur demande

**DE** **KIT SVELTO EOLO MINI UNIVERSAL - 3 ZONEN MIT PLENUM EOLO MINI BM4**

**TECHNISCHE EIGENSCHAFTEN**

- 1 EOLO MINI BM4 UNIVERSAL Polystyrol Plenum Kit (L 1008 x H 217 x T 346) (PWD400035)
- 3 Zufuhrluftgitter aus weiß lackiertes Aluminium, Einbauöffnung 300 x 150 Außenmaß 332 x 182 (COD. WB11161512)
- 3 gedämmte Plenums mit 3 Anschlüsse vorbereitet für Schellen Mod. E5 150 - 332 x 182 (PWD100005)
- 3 Kalibrierklappen für Luftgitter 332 x 182 (COD. W11161568)
- 1 Aluminium-Doppelwandschlauch Ø 152 - 10 m (Cod. 11152152)
- 1 Ansauggitter aus Aluminium weiß lackiert - Einbauöffnung 600 x 400 Außenmaß 632 x 432 (Cod. WB11161525)
- 6 Rohrschellen 140 - 160 mm (Cod. 22200152)
- Auf Anfrage anpassbar



PLENUM MODEL	EXTERNAL FIXED WIDTH	EXTERNAL FIXED HEIGHT	EXTERNAL FIXED DEPTH	MAX INTERNAL HEIGHT	MAX INTERNAL WIDTH
	A [mm]	B [mm]	C [mm]	a [mm]	b [mm]
EOLO MINI BM4 UNIVERSAL	1008	217	346	up to 185	up to 795

[Datasheet](#)

CODE	DESCRIPTION	U.M.	Pieces per box
PWD300191	"KIT FOR THE AIR DISTRIBUTION WITH PLENUM "MINI EOLO BM4"" - 3 ZONE"	KIT	1





**UK** SVELTO EOLO MINI UNIVERSAL KIT - 4 ZONES WITH EOLO MINI BM4 PLENUM

**TECHNICAL SPECIFICATIONS**

- 1 polystyrene plenum kit EOLO MINI BM4 UNIVERSAL (L 1008 x H 217 x D 346) (PWD400035)
- 4 white painted aluminium delivery grilles, installation hole 300 x 150 outer size 332 x 182 (COD. WB11161512)
- 4 insulated plenums with 3 inlets for collars mod. E5 150 - 332 x 182 (PWD100005)
- 4 calibration dampers for 332 x 182 grilles (COD. W11161568)
- 1 double-wall aluminium flexible hose Ø 152 - m 10 (cod. 11152152)
- 1 intake grille with filter in white painted aluminium - installation hole 600 x 400 outer size 632 x 432 (cod. WB11161525)
- 8 Hose clamps 140 - 160 mm (COD. 22200152)
- Customisable on request

**FR** KIT SVELTO EOLO MINI UNIVERSAL - 4 ZONES AVEC PLÉNUM EOLO MINI BM4

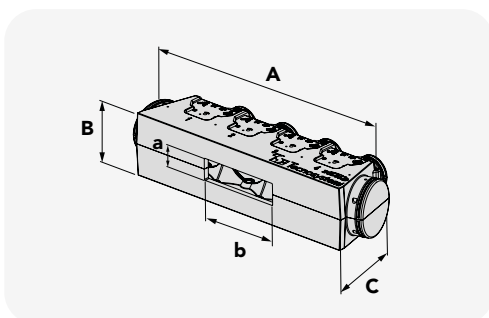

**CARACTÉRISTIQUES TECHNIQUES**

- 1 kit de plénum en polystyrène EOLO MINI BM4 UNIVERSAL (L 1008 x H 217 x P 346) (PWD400035)
- 4 grilles d'alimentation en aluminium peint blanc trou d'installation 300 x 150, taille extérieure 332 x 182 (CODE WB11161512)
- 4 plénums isolés à 3 entrées préparés pour les colliers mod. E5 150 - 332 x 182 (PWD100005)
- 4 registres d'étalonnage pour grilles 332 x 182 (code W11161568)
- 1 tuyau flexible en aluminium à double paroi Ø 152 - 10 m (code 11152152)
- 1 grille de récupération avec filtre aluminium peint blanc - trou d'installation 600 x 400 mesure externe 632 x 432 (code WB11161525)
- 8 Colliers de serrage 140 - 160 mm (CODE 22200152)
- Personnalisable sur demande

**DE** KIT SVELTO EOLO MINI UNIVERSAL - 4 ZONEN MIT PLENUM EOLO MINI BM4

**TECHNISCHE EIGENSCHAFTEN**

- 1 EOLO MINI BM4 UNIVERSAL Polystyrol Plenum Kit (L 1008 x H 217 x T 346) (PWD400035)
- 4 Zufuhrluftgitter aus weiß lackiertes Aluminium, Einbauöffnung 300 x 150 Außenmaß 332 x 182 (COD. WB11161512)
- 4 gedämmte Plenums mit 3 Anschlüsse vorbereitet für Schellen Mod. E5 150 - 332 x 182 (PWD100005)
- 4 Kalibrierklappen für Luftgittern 332 x 182 (Cod. W11161568)
- 1 Aluminium-Doppelwandschlauch Ø 152 - 10 m (Cod. 11152152)
- 1 Ansauggitter aus Aluminium weiß lackiert - Einbauöffnung 600 x 400 Außenmaß 632 x 432 (Cod. WB11161525)
- 8 Rohrschellen 140 - 160 mm (COD. 22200152)
- Auf Anfrage anpassbar



PLENUM MODEL	EXTERNAL FIXED WIDTH	EXTERNAL FIXED HEIGHT	EXTERNAL FIXED DEPTH	MAX INTERNAL HEIGHT	MAX INTERNAL WIDTH
	A [mm]	B [mm]	C [mm]	a [mm]	b [mm]
EOLO MINI BM4 UNIVERSAL	1008	217	346	up to 185	up to 795

[Datasheet](#)

CODE	DESCRIPTION	U.M.	Pieces per box
PWD300192	"KIT FOR THE AIR DISTRIBUTION WITH PLENUM "MINI EOLO BM4"" - 4 ZONE"	KIT	1



**KIT SVELTO EOLO UNIVERSAL - 2 ZONES WITH EOLO E2 PLENUM**

**TECHNICAL SPECIFICATIONS**

- 1 polystyrene plenum kit EOLO E2 UNIVERSAL (L 741 x H 244 D 348) (PWD400030)
- 2 white painted aluminium delivery grilles, installation hole 300 x 150 outer size 332 x 182 (COD. WB11161512)
- 2 insulated plenums with 3 inlets for collars mod. E5 150 - 332 x 182 (PWD100005)
- 2 calibration dampers for 332 x 182 grilles (COD. W11161568)
- 1 double-wall aluminium flexible hose Ø 152 - m 10 (cod. 11152152)
- 1 intake grille with filter in white painted aluminium - installation hole 600 x 400 outer size 632 x 432 (cod. WB11161525)
- 4 Hose clamps 140 - 160 mm (cod. 22200152)
- Customisable on request

**KIT SVELTO EOLO UNIVERSAL - 2 ZONES AVEC PLÉNUM EOLO E2**

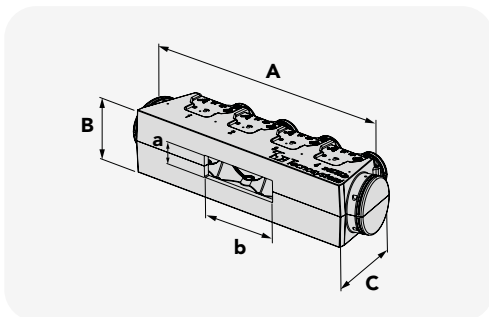

**CARACTÉRISTIQUES TECHNIQUES**

- 1 kit de plénum polystyrène EOLO E2 UNIVERSAL (L 741 x H 244 P 348) (PWD400030)
- 2 grilles d'alimentation en aluminium peint blanc trou d'installation 300 x 150 mesure externe 332 x 182 (CODE WB11161512)
- 2 plénums isolés à 3 entrées préparés pour les colliers mod. E5 150 - 332 x 182 (PWD100005)
- 2 registres d'étalonnage pour grilles 332 x 182 (CODE W11161568)
- 1 tuyau flexible en aluminium à double paroi Ø 152 - 10 m (code 11152152)
- 1 grille de récupération avec filtre aluminium peint blanc - trou d'installation 600 x 400 mesure externe 632 x 432 (code WB11161525)
- 4 Colliers de serrage 140 - 160 mm (code 22200152)
- Personnalisable sur demande

**KIT SVELTO EOLO UNIVERSAL - 2 ZONEN MIT PLENUM EOLO E2**

**TECHNISCHE EIGENSCHAFTEN**

- 1 EOLO E2 UNIVERSAL Polystyrol Plenum Kit (L 741 x H 244 P 348) (PWD400030)
- 2 Zufuhrluftgitter aus weiß lackiertes Aluminium, Einbauöffnung 300 x 150 Außenmaß 332 x 182 (COD. WB11161512)
- 2 gedämmte Plenums mit 3 Anschlüsse vorbereitet für Schellen Mod. E5 150 - 332 x 182 (PWD100005)
- 2 Kalibrierklappen für 332 x 182 Luftgitter (COD. W11161568)
- 1 Aluminium-Doppelwandschlauch Ø 152 - 10 m (Cod. 11152152)
- 1 Ansauggitter aus Aluminium weiß lackiert - Einbauöffnung 600 x 400 Außenmaß 632 x 432 (Cod. WB11161525)
- 4 Rohrschellen 140 - 160 mm (Cod. 22200152)
- Auf Anfrage anpassbar



PLENUM MODEL	EXTERNAL FIXED WIDTH	EXTERNAL FIXED HEIGHT	EXTERNAL FIXED DEPTH	MAX INTERNAL HEIGHT	MAX INTERNAL WIDTH
	A [mm]	B [mm]	C [mm]	a [mm]	b [mm]
EOLO E2 UNIVERSAL	741	244	348	up to 215	up to 550

[Datasheet](#)

CODE	DESCRIPTION	U.M.	Pieces per box
PWD300193	"KIT FOR THE AIR DISTRIBUTION WITH PLENUM "EOLO E2"" - 2 ZONE"	KIT	1



**KIT SVELTO EOLO UNIVERSAL - 3 ZONES WITH EOLO A3 PLENUM**

**TECHNICAL SPECIFICATIONS**

- 1 polystyrene plenum kit EOLO A3 UNIVERSAL (L 1000 x H 264 D 348) (PWD400031)
- 3 white painted aluminium delivery grilles, installation hole 300 x 150 outer size 332 x 182 (COD. WB11161512)
- 3 insulated plenums with 3 inlets for collars mod. E5 150 - 332 x 182 (PWD100005)
- 3 calibration dampers for 332 x 182 grilles (COD. W11161568)
- 1 double-wall aluminium flexible hose Ø 152 - m 10 (cod. 11152152)
- 1 intake grille with filter in white painted aluminium - installation hole 600 x 400 outer size 632 x 432 (cod. WB11161525)
- 6 Hose clamps 140 - 160 mm (cod. 22200152)
- Customisable on request

**KIT SVELTO EOLO UNIVERSAL - 3 ZONES AVEC PLÉNUM EOLO A3**

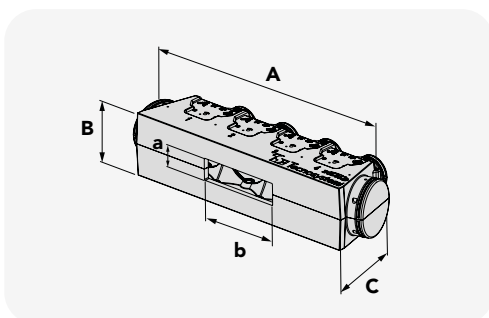
**CARACTÉRISTIQUES TECHNIQUES**

- 1 kit de plénum polystyrène EOLO A3 UNIVERSAL (L 1000 x H 264 P 348) (PWD400031)
- 3 grilles d'alimentation en aluminium peint blanc trou d'installation 300 x 150 mesure externe 332 x 182 (CODE WB11161512)
- 3 plénums isolés à 3 entrées préparés pour les colliers mod. E5 150 - 332 x 182 (PWD100005)
- 3 registres d'étalonnage pour grilles 332 x 182 (CODE W11161568)
- 1 tuyau flexible en aluminium à double paroi Ø 152 - 10 m (code 11152152)
- 1 grille de récupération avec filtre aluminium peint blanc - trou d'installation 600 x 400 mesure externe 632 x 432 (code WB11161525)
- 6 colliers de serrage 140 - 160 mm (code 22200152)
- Personnalisable sur demande

**KIT SVELTO EOLO UNIVERSAL - 3 ZONEN MIT PLENUM EOLO A3**

**TECHNISCHE EIGENSCHAFTEN**

- 1 EOLO A3 UNIVERSAL Polystyrol Plenum Kit (L 1000 x H 264 P 348) (PWD400031)
- 3 Zufuhrluftgitter aus weiß lackiertes Aluminium, Einbauöffnung 300 x 150 Außenmaß 332 x 182 (COD. WB11161512)
- 3 gedämmte Plenums mit 3 Anschlüsse vorbereitet für Schellen Mod. E5 150 - 332 x 182 (PWD100005)
- 3 Kalibrierventile für Luftgitter 332 x 182 (COD. W11161568)
- 1 Aluminium-Doppelwandschlauch Ø 152 - 10 m (Cod. 11152152)
- 1 Ansauggitter aus Aluminium weiß lackiert - Einbauöffnung 600 x 400 Außenmaß 632 x 432 (Cod. WB11161525)
- 6 Rohrschellen 140 - 160 mm (Cod. 22200152)
- Auf Anfrage anpassbar



PLENUM MODEL	EXTERNAL FIXED WIDTH	EXTERNAL FIXED HEIGHT	EXTERNAL FIXED DEPTH	MAX INTERNAL HEIGHT	MAX INTERNAL WIDTH
	A [mm]	B [mm]	C [mm]	a [mm]	b [mm]
EOLO A3 UNIVERSAL	1000	264	348	up to 215	up to 800

[Datasheet](#)

CODE	DESCRIPTION	U.M.	Pieces per box
PWD300194	"KIT FOR THE AIR DISTRIBUTION WITH PLENUM "EOLO A3"" - 3 ZONE"	KIT	1



**KIT SVELTO EOLO UNIVERSAL - 3 ZONES WITH EOLO B4 PLENUM**

**TECHNICAL SPECIFICATIONS**

- 1 polystyrene plenum kit EOLO B4 UNIVERSAL (L 1261 x H 284 D 348) (PWD400032)
- 3 white painted aluminium delivery grilles, installation hole 300 x 150 outer size 332 x 182 (COD. WB11161512)
- 3 insulated plenums with 3 inlets for collars mod. E5 150 - 332 x 182 (PWD100005)
- 3 calibration dampers for 332 x 182 grilles (COD. W11161568)
- 1 double-wall aluminium flexible hose Ø 152 - m 10 (cod. 11152152)
- 1 intake grille with filter in white painted aluminium - installation hole 600 x 400 outer size 632 x 432 (cod. WB11161525)
- 6 Hose clamps 140 - 160 mm (cod. 22200152)
- Customisable on request

**KIT SVELTO EOLO UNIVERSAL - 3 ZONES AVEC PLÉNUM EOLO B4**

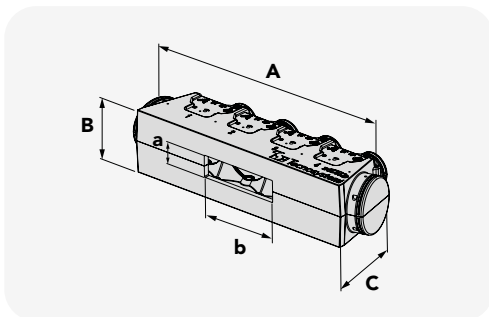

**CARACTÉRISTIQUES TECHNIQUES**

- 1 kit de plénum polystyrène EOLO B4 UNIVERSAL (L 1261 x H 284 P 348) (PWD400032)
- 3 grilles d'alimentation en aluminium peint blanc trou d'installation 300 x 150 mesure externe 332 x 182 (CODE WB11161512)
- 3 plénums isolés à 3 entrées préparés pour les colliers mod. E5 150 - 332 x 182 (PWD100005)
- 3 registres d'étalonnage pour grilles 332 x 182 (CODE W11161568)
- 1 tuyau flexible en aluminium à double paroi Ø 152 - 10 m (code 11152152)
- 1 grille de récupération avec filtre aluminium peint blanc - trou d'installation 600 x 400 mesure externe 632 x 432 (code WB11161525)
- 6 colliers de serrage 140 - 160 mm (code 22200152)
- Personnalisable sur demande

**KIT SVELTO EOLO UNIVERSAL - 3 ZONEN MIT PLENUM EOLO B4**

**TECHNISCHE EIGENSCHAFTEN**

- 1 EOLO B4 UNIVERSAL Polystyrol Plenum Kit (L 1261 x H 284 P 348) (PWD400032)
- 3 Zufuhrluftgitter aus weiß lackiertes Aluminium, Einbauöffnung 300 x 150 Außenmaß 332 x 182 (COD. WB11161512)
- 3 gedämmte Plenums mit 3 Anschlüsse vorbereitet für Schellen Mod. E5 150 - 332 x 182 (PWD100005)
- 3 Kalibrierventile für Luftgitter 332 x 182 (COD. W11161568)
- 1 Aluminium-Doppelwandschlauch Ø 152 - 10 m (Cod. 11152152)
- 1 Ansauggitter aus Aluminium weiß lackiert - Einbauöffnung 600 x 400 Außenmaß 632 x 432 (Cod. WB11161525)
- 6 Rohrschellen 140 - 160 mm (Cod. 22200152)
- Auf Anfrage anpassbar



PLENUM MODEL	EXTERNAL FIXED WIDTH	EXTERNAL FIXED HEIGHT	EXTERNAL FIXED DEPTH	MAX INTERNAL HEIGHT	MAX INTERNAL WIDTH
	A [mm]	B [mm]	C [mm]	a [mm]	b [mm]
EOLO B4 UNIVERSAL	1261	284	348	up to 235	up to 1060

[Datasheet](#)

CODE	DESCRIPTION	U.M.	Pieces per box
PWD300195	"KIT FOR THE AIR DISTRIBUTION WITH PLENUM "EOLO B4"" - 3 ZONE"	KIT	1





**UK** **KIT SVELTO EOLO UNIVERSAL - 4 ZONES WITH EOLO B4 PLENUM**

**TECHNICAL SPECIFICATIONS**

- 1 polystyrene plenum kit EOLO B4 UNIVERSAL (L 1261 x H 284 D 348) (PWD400032)
- 4 white painted aluminium delivery grilles, installation hole 300 x 150 outer size 332 x 182 (COD. WB11161512)
- 4 insulated plenums with 3 inlets for collars mod. E5 150 - 332 x 182 (PWD100005)
- 4 calibration dampers for 332 x 182 grilles (COD. W11161568)
- 1 double-wall aluminium flexible hose Ø 152 - m 10 (cod. 11152152)
- 1 intake grille with filter in white painted aluminium - installation hole 600 x 400 outer size 632 x 432 (cod. WB11161525)
- 8 Hose clamps 140 - 160 mm (COD. 22200152)
- Customisable on request

**FR** **KIT SVELTO EOLO UNIVERSAL - 4 ZONES AVEC PLÉNUM EOLO B4**

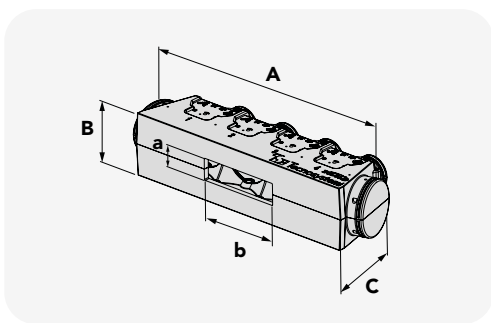

**CARACTÉRISTIQUES TECHNIQUES**

- 1 kit de plénum polystyrène EOLO B4 UNIVERSAL (L 1261 x H 284 P 348) (PWD400032)
- 4 grilles d'alimentation en aluminium peint blanc trou d'installation 300 x 150, taille extérieure 332 x 182 (CODE WB11161512)
- 4 plénums isolés à 3 entrées préparés pour les colliers mod. E5 150 - 332 x 182 (PWD100005)
- 4 registres d'étalonnage pour grilles 332 x 182 (code W11161568)
- 1 tuyau flexible en aluminium à double paroi Ø 152 - 10 m (code 11152152)
- 1 grille de récupération avec filtre aluminium peint blanc - trou d'installation 600 x 400 mesure externe 632 x 432 (code WB11161525)
- 8 Colliers de serrage 140 - 160 mm (CODE 22200152)
- Personnalisable sur demande

**DE** **KIT SVELTO EOLO UNIVERSAL - 4 ZONEN MIT PLENUM EOLO B4**

**TECHNISCHE EIGENSCHAFTEN**

- 1 EOLO B4 UNIVERSAL Polystyrol Plenum Kit (L 1261 x H 284 P 348) (PWD400032)
- 4 Zufuhrluftgitter aus weiß lackiertes Aluminium, Einbauöffnung 300 x 150 Außenmaß 332 x 182 (COD. WB11161512)
- 4 gedämmte Plenums mit 3 Anschlüsse vorbereitet für Schellen Mod. E5 150 - 332 x 182 (PWD100005)
- 4 Kalibrierventile für Luftgittern 332 x 182 (Cod. W11161568)
- 1 Aluminium-Doppelwandschlauch Ø 152 - 10 m (Cod. 11152152)
- 1 Ansauggitter aus Aluminium weiß lackiert - Einbauöffnung 600 x 400 Außenmaß 632 x 432 (Cod. WB11161525)
- 8 Rohrschellen 140 - 160 mm (COD. 22200152)
- Auf Anfrage anpassbar



PLENUM MODEL	EXTERNAL FIXED WIDTH	EXTERNAL FIXED HEIGHT	EXTERNAL FIXED DEPTH	MAX INTERNAL HEIGHT	MAX INTERNAL WIDTH
	A [mm]	B [mm]	C [mm]	a [mm]	b [mm]
EOLO B4 UNIVERSAL	1261	284	348	up to 235	up to 1060

**Datasheet**

CODE	DESCRIPTION	U.M.	Pieces per box
PWD300196	"KIT FOR THE AIR DISTRIBUTION WITH PLENUM "EOLO B4"" - 4 ZONE"	KIT	1



**KIT SVELTO EOLO UNIVERSAL - 4 ZONES WITH EOLO C5 PLENUM**

**TECHNICAL SPECIFICATIONS**

- 1 polystyrene plenum kit EOLO C5 UNIVERSAL (L 1520 x H 304 D 348) (PWD400033)
- 4 white painted aluminium delivery grilles, installation hole 300 x 150 outer size 332 x 182 (COD. WB11161512)
- 4 insulated plenums with 3 inlets for collars mod. E5 150 - 332 x 182 (PWD100005)
- 4 calibration dampers for 332 x 182 grilles (COD. W11161568)
- 1 double-wall aluminium flexible hose Ø 152 - m 10 (cod. 11152152)
- 1 intake grille with filter in white painted aluminium - installation hole 600 x 400 outer size 632 x 432 (cod. WB11161525)
- 8 Hose clamps 140 - 160 mm (COD. 22200152)
- Customisable on request

**KIT SVELTO EOLO UNIVERSAL - 4 ZONES AVEC PLÉNUM EOLO C5**

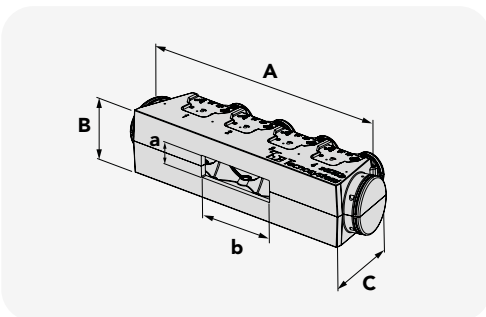

**CARACTÉRISTIQUES TECHNIQUES**

- 1 kit de plénum polystyrène EOLO C5 UNIVERSAL (L 1520 x H 304 P 348) (PWD400033)
- 4 grilles d'alimentation en aluminium peint blanc trou d'installation 300 x 150, taille extérieure 332 x 182 (CODE WB11161512)
- 4 plénums isolés à 3 entrées préparés pour les colliers mod. E5 150 - 332 x 182 (PWD100005)
- 4 registres d'étalonnage pour grilles 332 x 182 (code W11161568)
- 1 tuyau flexible en aluminium à double paroi Ø 152 - 10 m (code 11152152)
- 1 grille de récupération avec filtre aluminium peint blanc - trou d'installation 600 x 400 mesure externe 632 x 432 (code WB11161525)
- 8 Colliers de serrage 140 - 160 mm (CODE 22200152)
- Personnalisable sur demande

**KIT SVELTO EOLO UNIVERSAL - 4 ZONEN MIT PLENUM EOLO C5**

**TECHNISCHE EIGENSCHAFTEN**

- 1 EOLO C5 UNIVERSAL Polystyrol Plenum Kit (L 1520 x H 304 P 348) (PWD400033)
- 4 Zufuhrluftgitter aus weiß lackiertes Aluminium, Einbauöffnung 300 x 150 Außenmaß 332 x 182 (COD. WB11161512)
- 4 gedämmte Plenums mit 3 Anschlüsse vorbereitet für Schellen Mod. E5 150 - 332 x 182 (PWD100005)
- 4 Kalibrierventile für Luftgittern 332 x 182 (Cod. W11161568)
- 1 Aluminium-Doppelwandschlauch Ø 152 - 10 m (Cod. 11152152)
- 1 Ansauggitter aus Aluminium weiß lackiert - Einbauöffnung 600 x 400 Außenmaß 632 x 432 (Cod. WB11161525)
- 8 Rohrschellen 140 - 160 mm (COD. 22200152)
- Auf Anfrage anpassbar



PLENUM MODEL	EXTERNAL FIXED WIDTH	EXTERNAL FIXED HEIGHT	EXTERNAL FIXED DEPTH	MAX INTERNAL HEIGHT	MAX INTERNAL WIDTH
	A [mm]	B [mm]	C [mm]	a [mm]	b [mm]
EOLO C5 UNIVERSAL	1520	304	348	up to 245	up to 1300

[Datasheet](#)

CODE	DESCRIPTION	U.M.	Pieces per box
PWD300197	"KIT FOR THE AIR DISTRIBUTION WITH PLENUM "EOLO C5" - 4 ZONE"	KIT	1





**KIT SVELTO EOLO UNIVERSAL - 5 ZONES WITH EOLO C5 PLENUM**

**TECHNICAL SPECIFICATIONS**

- 1 polystyrene plenum kit EOLO C5 UNIVERSAL (L 1520 x H 304 D 348) (PWD400033)
- 5 white painted aluminium delivery grilles installation hole 300 x 150 outer size 332 x 182 (COD. WB11161512)
- 5 insulated plenums with 3 inlets for collars mod. E5 150 - 332 x 182 (PWD100005)
- 5 calibration dampers for 332 x 182 grilles (COD. W11161568)
- 2 double-wall aluminium flexible pipes Ø 152 - 10 m (COD. 11152152)
- 1 intake grille with filter in white painted aluminium - installation hole 600 x 400 outer size 632 x 432 (cod. WB11161525)
- 10 Hose clamps 140 - 160 mm (cod. 22200152)
- Customisable on request

**KIT SVELTO EOLO UNIVERSAL - 5 ZONES AVEC PLÉNUM EOLO C5**

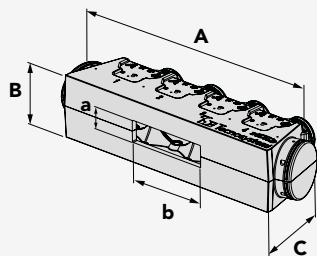

**CARACTÉRISTIQUES TECHNIQUES**

- 1 kit de plénum polystyrène EOLO C5 UNIVERSAL (L 1520 x H 304 P 348) (PWD400033)
- 5 grilles d'alimentation en aluminium peint blanc trou d'installation 300 x 150 mesure externe 332 x 182 (CODE WB11161512)
- 5 plénums isolés avec 3 entrées préparés pour les colliers mod. E5 150 - 332 x 182 (PWD100005)
- 5 registres d'étalonnage pour grilles 332 x 182 (code W11161568)
- 2 tuyaux flexibles en aluminium double paroi Ø 152 - m 10 (code 11152152)
- 1 grille de récupération avec filtre aluminium peint blanc - trou d'installation 600 x 400 mesure externe 632 x 432 (code WB11161525)
- 10 colliers de serrage 140 - 160 mm (code 22200152)
- Personnalisable sur demande

**KIT SVELTO EOLO UNIVERSAL - 5 ZONEN MIT PLENUM EOLO C5**

**TECHNISCHE EIGENSCHAFTEN**

- 1 EOLO C5 UNIVERSAL Polystyrol Plenum Kit (L 1520 x H 304 P 348) (PWD400033)
- 5 Zufuhrluftgitter aus weiß lackiertes Aluminium Einbauöffnung 300 x 150 Außenmaß 332 x 182 (COD. WB11161512)
- 5 gedämmte Plenums mit 3 Anschlüsse vorbereitet für Schellen Mod. E5 150 - 332 x 182 (PWD100005)
- 5 Kalibrierventile für Luftgittern 332 x 182 (Cod. W11161568)
- 2 Schläuche doppelwandig, aus Aluminium Ø 152 - m 10 (Cod. 11152152)
- 1 Ansauggitter aus Aluminium weiß lackiert - Einbauöffnung 600 x 400 Außenmaß 632 x 432 (Cod. WB11161525)
- 10 Rohrschellen 140 - 160 mm (COD. 22200152)
- Auf Anfrage anpassbar



PLENUM MODEL	EXTERNAL FIXED WIDTH	EXTERNAL FIXED HEIGHT	EXTERNAL FIXED DEPTH	MAX INTERNAL HEIGHT	MAX INTERNAL WIDTH
	A [mm]	B [mm]	C [mm]	a [mm]	b [mm]
EOLO C5 UNIVERSAL	1520	304	348	up to 245	up to 1300

[Datasheet](#)


CODE	DESCRIPTION	U.M.	Pieces per box
PWD300198	"KIT FOR THE AIR DISTRIBUTION WITH PLENUM "EOLO C5" - 5 ZONE"	KIT	1



 **EN 13501-1 THERMAL FLEXIBLE DUCTED PIPE - DOUBLE-WALLED ARMoured ALUMINIUM PHONIC**

**TECHNICAL SPECIFICATIONS**

- Length: 10m
- Operating temperature: -30° to + 140° C
- Insulation material: fibreglass
- Colour: aluminium grey
- Compliant with UNI EN 13180:2004
- Reaction class BL-s1 , d0 in accordance with UNI EN 13501-1-:2019

 **TUYAU CANALISÉ EN 13501-1 FLEXIBLE THERMIQUE - PHONIQUE EN ALUMINIUM DOUBLE PAROI BLINDÉ**

**CARACTÉRISTIQUES TECHNIQUES**

- Longueur : 10 m
- Température de fonctionnement : de -30 °C à + 140 °C
- Matériau isolant : fibre de verre
- Couleur : gris aluminium
- Conforme à la norme UNI EN 13180:2004
- Classe de réaction au feu BL-s1,d0 selon la norme UNI EN 13501-1-:2019

 **KANALISIERTER SCHLAUCH EN 13501-1, WÄRME- UND SCHALLDÄMPFEND - AUS ALUMINIUM, DOPPELWANDIG GEPANZERT**

**TECHNISCHE EIGENSCHAFTEN**

- Länge: 10 m
- Betriebstemperatur: von -30 °C bis +140 °C
- Isoliermaterial: Glasfaser
- Farbe: Aluminiumgrau
- Entspricht der Richtlinie UNI EN 13180:2004
- Brandverhaltensklasse BL-s1 d0 nach UNI EN 13501-1:2019




Datasheet



Armoured aluminium

Internal antibacterial treatment

Available from April 2025

CODE	DESCRIPTION	Ø INTERNAL [mm]	U.M.	 Pieces per box
PWC400021	EN 13501-1 THERMAL FLEXIBLE DUCTED PIPE - DOUBLE-WALLED ARMoured ALUMINIUM PHONIC Ø102 mm L.10 m	102	PCS	1
PWC400022	EN 13501-1 THERMAL FLEXIBLE DUCTED PIPE - DOUBLE-WALLED ARMoured ALUMINIUM PHONIC Ø127 mm L.10 m	127	PCS	1
PWC400023	EN 13501-1 THERMAL FLEXIBLE DUCTED PIPE - DOUBLE-WALLED ARMoured ALUMINIUM PHONIC Ø152 mm L.10 m	152	PCS	1
PWC400024	EN 13501-1 THERMAL FLEXIBLE DUCTED PIPE - DOUBLE-WALLED ARMoured ALUMINIUM PHONIC Ø165 mm L.10 m	165	PCS	1
PWC400025	EN 13501-1 THERMAL FLEXIBLE DUCTED PIPE - DOUBLE-WALLED ARMoured ALUMINIUM PHONIC Ø204 mm L.10 m	204	PCS	1
PWC400026	EN 13501-1 THERMAL FLEXIBLE DUCTED PIPE - DOUBLE-WALLED ARMoured ALUMINIUM PHONIC Ø254 mm L.10 m	254	PCS	1


**SIMPLE ARMORED ALUMINIUM FLEXIBLE DUCTED FLEXIBLE HOSE**
**TECHNICAL SPECIFICATIONS**

- Operating temperature -30°C to +140°C
- Length 10 m
- Recommended minimum bending radius 0.6 D
- Ø from 85 to 457 mm
- Operating pressure max 5000 Pa

**SELF-EXTINGUISHING**

It is a lightweight and flexible non-insulated duct, made of two sheets of aluminium laminated, one of which in polyester, all reinforced with spirally wound steel wire.

**Thanks to its exceptional flexibility, it can be easily installed on circular and oval collars.**


**TUBE FLEXIBLE CANALISÉ EN ALUMINIUM SIMPLE BLINDÉ**
**CARACTÉRISTIQUES TECHNIQUES**

- Température de fonctionnement de -30°C à +140°C
- Longueur 10 m
- Rayon de courbure minimal recommandé 0,6 D
- Ø de 85 à 457 mm
- Pression de service maximale 5000 Pa

**AUTO-EXTINGUIBLE**

Il s'agit d'un conduit léger et flexible non isolé, composé de deux feuilles d'aluminium laminé avec une en polyester, le tout renforcé par un fil d'acier enroulé en spirale.

**Grâce à sa flexibilité exceptionnelle, il peut être facilement installé sur des colliers circulaires et ovales.**


**FLEXIBLES, KANALISIERTES, GEPANZERTES ALUMINIUMROHR**
**TECHNISCHE EIGENSCHAFTEN**


- Betriebstemperatur von -30°C bis +140°C
- Länge: 10 m
- Empfohlener Mindestkrümmungsradius 0,6 D
- Ø von 85 bis 457 mm
- Max. Betriebsdruck 5000 Pa


**SELBSTVERLÖSCHEND**

Es handelt sich um ein leichtes, flexibles, nicht isoliertes Kabelrohr, das aus zwei Aluminiumblechen und einem Polyesterblech besteht, die mit spiralförmig gewickeltem Stahldraht verstärkt sind.

**Dank seiner außergewöhnlichen Flexibilität lässt er sich problemlos an runden und ovalen Schellen montieren.**


**Datasheet**


CODE	DESCRIPTION	U.M.	 Pieces per box
11151080	REINFORCED UNINSULATED ALUMINIUM FLEXIBLE DUCT Ø 82	PCS	1
11151102	REINFORCED UNINSULATED ALUMINIUM FLEXIBLE DUCT Ø 102	PCS	1
11151127	REINFORCED UNINSULATED ALUMINIUM FLEXIBLE DUCT Ø 127	PCS	1
11151140	REINFORCED UNINSULATED ALUMINIUM FLEXIBLE DUCT Ø 140	PCS	1
11151152	REINFORCED UNINSULATED ALUMINIUM FLEXIBLE DUCT Ø 152	PCS	1
PWC400015	FLEXIBLE CHANNELED ALUMINIUM PIPE HOSE Ø165 mm L.10 m	PCS	1
11151180	REINFORCED UNINSULATED ALUMINIUM FLEXIBLE DUCT Ø 180	PCS	1
11151204	REINFORCED UNINSULATED ALUMINIUM FLEXIBLE DUCT Ø 203	PCS	1
11151254	REINFORCED UNINSULATED ALUMINIUM FLEXIBLE DUCT Ø 254	PCS	1
11151305	REINFORCED UNINSULATED ALUMINIUM FLEXIBLE DUCT Ø 305	PCS	1
11151356	REINFORCED UNINSULATED ALUMINIUM FLEXIBLE DUCT Ø 356	PCS	1
11151457	REINFORCED UNINSULATED ALUMINIUM FLEXIBLE DUCT Ø 457	PCS	1
11151610	REINFORCED UNINSULATED ALUMINIUM FLEXIBLE DUCT Ø 610	PCS	1


 **THERMAL FLEXIBLE DUCTED PIPE - DOUBLE-WALLED ARMoured ALUMINIUM PHONIC**

**TECHNICAL SPECIFICATIONS**

- Operating temperature -30°C to +140°C
- Length 10 m
- Recommended minimum bending radius: 1D
- Insulation material: glass fibre thickness 25 mm density 16 kg/m<sup>3</sup>

**THERMAL INSULATION**

It is a duct consisting of a perforated internal pipe made of laminated aluminium with a polyester sheet, all reinforced with spirally wound steel wire. The thermal insulation is made of glass wool coated with an aluminium foil laminated with a polyester sheet. Between the inner pipe and the insulation there is a polyester sheet as a moisture barrier. **Thanks to its exceptional flexibility, it is easy to install on circular and oval collars.**

 **TUBE FLEXIBLE CANALISÉ THERMIQUE - PHONIQUE EN ALUMINIUM À DOUBLE PAROI BLINDÉ**

**CARACTÉRISTIQUES TECHNIQUES**

- Température de fonctionnement de -30°C à +140°C
- Longueur 10 m
- Rayon de courbure minimum recommandé : 1D
- Matériau isolant: fibre de verre épaisseur 25 mm densité 16 kg/m<sup>3</sup>

**ACOUSTIQUE ET THERMIQUE**

Il s'agit d'un conduit constitué d'un tube interne perforé en aluminium laminé avec une feuille de polyester, le tout renforcé par un fil d'acier enroulé en spirale. L'isolation thermique est en laine de verre revêtue d'une feuille d'aluminium laminée avec une feuille de polyester. Entre le tuyau intérieur et l'isolation, il y a une feuille de polyester servant de barrière contre l'humidité. **Grâce à sa flexibilité exceptionnelle, il est facile à installer sur les colliers circulaires et ovales.**

 **THERMISCHES FLEXIBLES LEITUNGSROHR - DOPPELWANDIGES GEPANZERTES SCHALLISOLIERENDES ALUMINIUM**

**TECHNISCHE EIGENSCHAFTEN**

- Betriebstemperatur von -30°C bis +140°C
- Länge: 10 m
- Empfohlener Mindestkrümmungsradius: 1D
- Dämmmaterial: Glasfaserdicke 25 mm Dichte 16 kg/m<sup>3</sup>


**THERMISCH AKUSTISCH**

Es handelt sich um einen Kanal, der aus einem perforierten Innenrohr aus laminiertem Aluminium mit einer Polyesterfolie besteht, die alle mit spiralförmig gewickeltem Stahldraht verstärkt sind. Die Wärmedämmung besteht aus Glaswolle, die mit Aluminiumfolie überzogen und mit Polyesterfolie laminiert ist. Zwischen dem Innenrohr und der Isolierung befindet sich eine Polyesterfolie als Feuchtigkeitssperre. **Dank seiner außergewöhnlichen Flexibilität lässt er sich leicht auf runden und ovalen Schellen montieren.**



**Datasheet**



CODE	DESCRIPTION	U.M.	 Pieces per box
11152080	REINFORCED TWIN-WALL ACOUSTIC THERMALLY INSULATED ALUMINIUM FLEXIBLE DUCT Ø 82	PCS	1
11152102	REINFORCED TWIN-WALL ACOUSTIC THERMALLY INSULATED ALUMINIUM FLEXIBLE DUCT Ø 102	PCS	1
11152127	REINFORCED TWIN-WALL ACOUSTIC THERMALLY INSULATED ALUMINIUM FLEXIBLE DUCT Ø 127	PCS	1
11152140	REINFORCED TWIN-WALL ACOUSTIC THERMALLY INSULATED ALUMINIUM FLEXIBLE DUCT Ø 140	PCS	1
11152152	REINFORCED TWIN-WALL ACOUSTIC THERMALLY INSULATED ALUMINIUM FLEXIBLE DUCT Ø 152	PCS	1
11152160	REINFORCED TWIN-WALL ACOUSTIC THERMALLY INSULATED ALUMINIUM FLEXIBLE DUCT Ø 160	PCS	1
PWC400016	THERMAL-FLEXIBLE THERMAL-PHONIC ALUMINIUM DOUBLE-PARALLELED CHANNEL PIPE Ø165 mm L.10 m	PCS	1
11152180	REINFORCED TWIN-WALL ACOUSTIC THERMALLY INSULATED ALUMINIUM FLEXIBLE DUCT Ø 180	PCS	1
11152204	REINFORCED TWIN-WALL ACOUSTIC THERMALLY INSULATED ALUMINIUM FLEXIBLE DUCT Ø 203	PCS	1
11152254	REINFORCED TWIN-WALL ACOUSTIC THERMALLY INSULATED ALUMINIUM FLEXIBLE DUCT Ø 254	PCS	1
11152305	REINFORCED TWIN-WALL ACOUSTIC THERMALLY INSULATED ALUMINIUM FLEXIBLE DUCT Ø 305	PCS	1
11152356	REINFORCED TWIN-WALL ACOUSTIC THERMALLY INSULATED ALUMINIUM FLEXIBLE DUCT Ø 356	PCS	1
11152457	REINFORCED TWIN-WALL ACOUSTIC THERMALLY INSULATED ALUMINIUM FLEXIBLE DUCT Ø 457	PCS	1



 **SIMPLE ALUMINIUM FLEXIBLE DUCTED FLEXIBLE HOSE WITH INTERNAL ANTIBACTERIAL TREATMENT**

**TECHNICAL SPECIFICATIONS**

- Operating temperature: -30°C to +140°C
- Length 10 m
- Antibacterial treatment on the inner surface

**SELF-EXTINGUISHING**

It is a lightweight and flexible non-insulated duct, made of two sheets of aluminium laminated, one of which in polyester, all reinforced with spirally wound steel wire.

Thanks to its exceptional flexibility, it can be easily installed on circular and oval collars.

 **TUBE FLEXIBLE CANALISÉ EN ALUMINIUM SIMPLE AVEC TRAITEMENT ANTIBACTÉRIEN INTERNE**

**CARACTÉRISTIQUES TECHNIQUES**

- Température de fonctionnement : -30°C à +140°C
- Longueur 10 m
- Traitement antibactérien sur la surface interne

**AUTO-EXTINGUIBLE**

Il s'agit d'un conduit léger et flexible non isolé, composé de deux feuilles d'aluminium laminé avec une en polyester, le tout renforcé par un fil d'acier enroulé en spirale.

Grâce à sa flexibilité exceptionnelle, il peut être facilement installé sur des colliers circulaires et ovales.

 **FLEXIBLES, KANALISIERTES, EINFACHES ALUMINIUMROHR MIT ANTIBAKTERIELLER INNENBEHANDLUNG**

**TECHNISCHE EIGENSCHAFTEN**

- Betriebstemperatur: Von -30°C bis +140°C
- Länge: 10 m
- Antibakterielle Behandlung auf der inneren Oberfläche

**SELBSTVERLÖSCHEND**


Es handelt sich um ein leichtes, flexibles, nicht isoliertes Kabelrohr, das aus zwei Aluminiumblechen und einem Polyesterblech besteht, die mit spiralförmig gewickeltem Stahldraht verstärkt sind.


Dank seiner außergewöhnlichen Flexibilität lässt er sich problemlos an runden und ovalen Schellen montieren.



Datasheet



CODE	DESCRIPTION	U.M.	 Pieces per box
11156085	FLEXIBLE DUCTED PIPE IN SIMPLE ALUMINIUM WITH INTERNAL ANTIBACTERIAL TREATMENT Ø 85	PCS	1
11156102	FLEXIBLE DUCTED PIPE IN SIMPLE ALUMINIUM WITH INTERNAL ANTIBACTERIAL TREATMENT Ø 102	PCS	1
11156127	FLEXIBLE DUCTED PIPE IN SIMPLE ALUMINIUM WITH INTERNAL ANTIBACTERIAL TREATMENT Ø 127	PCS	1
11156152	FLEXIBLE DUCTED PIPE IN SIMPLE ALUMINIUM WITH INTERNAL ANTIBACTERIAL TREATMENT Ø 152	PCS	1
PWC400017	FLEXIBLE ALUMINIUM HOSE COATED WITH INTERNAL ANTIBACTERIAL TREATMENT Ø165 mm L.10 m	PCS	1
11156180	FLEXIBLE DUCTED PIPE IN SIMPLE ALUMINIUM WITH INTERNAL ANTIBACTERIAL TREATMENT Ø 180	PCS	1
11156203	FLEXIBLE DUCTED PIPE IN SIMPLE ALUMINIUM WITH INTERNAL ANTIBACTERIAL TREATMENT Ø 203	PCS	1
11156254	FLEXIBLE DUCTED PIPE IN SIMPLE ALUMINIUM WITH INTERNAL ANTIBACTERIAL TREATMENT Ø 254	PCS	1
11156305	FLEXIBLE DUCTED PIPE IN SIMPLE ALUMINIUM WITH INTERNAL ANTIBACTERIAL TREATMENT Ø 305	PCS	1
11156356	FLEXIBLE DUCTED PIPE IN SIMPLE ALUMINIUM WITH INTERNAL ANTIBACTERIAL TREATMENT Ø 356	PCS	1
11156457	FLEXIBLE DUCTED PIPE IN SIMPLE ALUMINIUM WITH INTERNAL ANTIBACTERIAL TREATMENT Ø 457	PCS	1
11156610	FLEXIBLE DUCTED PIPE IN SIMPLE ALUMINIUM WITH INTERNAL ANTIBACTERIAL TREATMENT Ø 610	PCS	1


 **THERMAL FLEXIBLE DUCTED FLEXIBLE HOSE - DOUBLE-WALLED ALUMINIUM PHONIC WITH INTERNAL ANTIBACTERIAL TREATMENT**

**TECHNICAL SPECIFICATIONS**

- Operating temperature: -30°C to +140°C
- Length 10 m
- Antibacterial treatment on the inner surface

**SELF-EXTINGUISHING**

It is a duct consisting of a perforated internal pipe made of laminated aluminium with a polyester sheet, all reinforced with spirally wound steel wire. The thermal insulation is made of glass wool coated with an aluminium foil laminated with a polyester sheet. Between the inner pipe and the insulation there is a polyester sheet as a moisture barrier. **Inside there is an antibacterial film. Thanks to its exceptional flexibility, it is easy to install on circular and oval collars.**


 **TUBE FLEXIBLE CANALISÉ THERMIQUE - PHONIQUE EN ALUMINIUM À DOUBLE PAROI AVEC TRAITEMENT ANTIBACTÉRIEN INTERNE**

**CARACTÉRISTIQUES TECHNIQUES**

- Température de fonctionnement : -30°C à +140°C
- Longueur 10 m
- Traitement antibactérien sur la surface interne

**AUTO-EXTINGUIBLE**

Il s'agit d'un conduit constitué d'un tube interne perforé en aluminium laminé avec une feuille de polyester, le tout renforcé par un fil d'acier enroulé en spirale. L'isolation thermique est en laine de verre revêtue d'une feuille d'aluminium laminée avec une feuille de polyester. Entre le tuyau intérieur et l'isolation, il y a une feuille de polyester servant de barrière contre l'humidité. **À l'intérieur, il y a un film antibactérien. Grâce à sa flexibilité exceptionnelle, il est facile à installer sur les colliers circulaires et ovales.**

 **THERMISCHES FLEXIBLES LEITUNGSROHR - DOPPELWANDIGES ALUMINIUMTELEFON MIT INTERNER ANTIBAKTERIELLER BEHANDLUNG**

**TECHNISCHE EIGENSCHAFTEN**

- Betriebstemperatur: Von -30°C bis +140°C
- Länge: 10 m
- Antibakterielle Behandlung auf der inneren Oberfläche


**SELBSTVERLÖSCHEND**

Es handelt sich um einen Kanal, der aus einem perforierten Innenrohr aus laminiertem Aluminium mit einer Polyesterfolie besteht, die alle mit spiralförmig gewickeltem Stahldraht verstärkt sind. Die Wärmedämmung besteht aus Glaswolle, die mit Aluminiumfolie überzogen und mit Polyesterfolie laminiert ist. Zwischen dem Innenrohr und der Isolierung befindet sich eine Polyesterfolie als Feuchtigkeitssperre. **Im Inneren befindet sich ein antibakterieller Film. Dank seiner außergewöhnlichen Flexibilität lässt er sich leicht auf runden und ovalen Schellen montieren.**



Datasheet



CODE	DESCRIPTION	U.M.	 Pieces per box
11157085	INSULATED FLEXIBLE PIPE IN ALUMINIUM WITH INTERNAL ANTIBACTERIAL TREATMENT Ø 85	PCS	1
11157102	INSULATED FLEXIBLE PIPE IN ALUMINIUM WITH INTERNAL ANTIBACTERIAL TREATMENT Ø 102	PCS	1
11157127	INSULATED FLEXIBLE PIPE IN ALUMINIUM WITH INTERNAL ANTIBACTERIAL TREATMENT Ø 127	PCS	1
11157152	INSULATED FLEXIBLE PIPE IN ALUMINIUM WITH INTERNAL ANTIBACTERIAL TREATMENT Ø 152	PCS	1
11157160	INSULATED FLEXIBLE PIPE IN ALUMINIUM WITH INTERNAL ANTIBACTERIAL TREATMENT Ø 160	PCS	1
11157180	INSULATED FLEXIBLE PIPE IN ALUMINIUM WITH INTERNAL ANTIBACTERIAL TREATMENT Ø 180	PCS	1
11157203	INSULATED FLEXIBLE PIPE IN ALUMINIUM WITH INTERNAL ANTIBACTERIAL TREATMENT Ø 203	PCS	1
11157254	INSULATED FLEXIBLE PIPE IN ALUMINIUM WITH INTERNAL ANTIBACTERIAL TREATMENT Ø 254	PCS	1
11157305	INSULATED FLEXIBLE PIPE IN ALUMINIUM WITH INTERNAL ANTIBACTERIAL TREATMENT Ø 305	PCS	1
11157356	INSULATED FLEXIBLE PIPE IN ALUMINIUM WITH INTERNAL ANTIBACTERIAL TREATMENT Ø 356	PCS	1
11157457	INSULATED FLEXIBLE PIPE IN ALUMINIUM WITH INTERNAL ANTIBACTERIAL TREATMENT Ø 457	PCS	1



 **SIMPLE POLYETHYLENE FLEXIBLE DUCTED FLEXIBLE HOSE**

**TECHNICAL SPECIFICATIONS**

- Operating temperature: -20°C to +70°C
- Length 10 m
- Recommended minimum bending radius: 1D

**FLEXIBLE POLYETHYLENE**

It is a lightweight, flexible, non-insulated air duct made of a steel wire-reinforced polyethylene sheet that is spirally wound. **Thanks to its exceptional flexibility it can be easily installed on circular and oval connectors.**

 **TUBE FLEXIBLE CANALISÉ EN POLYÉTHYLÈNE SIMPLE**

**CARACTÉRISTIQUES TECHNIQUES**

- Température de fonctionnement : -20°C à +70°C
- Longueur 10 m
- Rayon de courbure minimum recommandé : 1D

**FLEXIBLE POLYÉTHYLÈNE**

Il s'agit d'un conduit d'air léger, flexible et non isolé constitué d'une feuille de polyéthylène renforcée par fil d'acier enroulé en spirale. **Grâce à sa flexibilité exceptionnelle, il peut être facilement installé sur des connecteurs circulaires et ovales.**

 **FLEXIBLES KANALISIERTES, EINFACHES ROHR AUS POLYETHYLEN**

**TECHNISCHE EIGENSCHAFTEN**

- Betriebstemperatur: Von -20°C bis +70°C
- Länge: 10 m
- Empfohlener Mindestkrümmungsradius: 1D

**ULTRAFLEXIBLES POLYETHYLEN**


Es handelt sich um einen leichten, flexiblen, nicht isolierten Luftkanal aus einer Stahldraht-verstärkten Polyethylenfolie, die spiralförmig gewickelt ist. **Dank seiner außergewöhnlichen Flexibilität lässt er sich problemlos auf runden und ovalen Steckverbindern installieren.**



Datasheet



CODE	DESCRIPTION	U.M.	 Pieces per box
11153080	UNINSULATED POLYETHYLEN ULTRA-FLEXIBLE DUCT Ø 82	PCS	1
11153102	UNINSULATED POLYETHYLEN ULTRA-FLEXIBLE DUCT Ø 102	PCS	1
11153127	UNINSULATED POLYETHYLEN ULTRA-FLEXIBLE DUCT Ø 127	PCS	1
11153140	UNINSULATED POLYETHYLEN ULTRA-FLEXIBLE DUCT Ø 140	PCS	1
11153152	UNINSULATED POLYETHYLEN ULTRA-FLEXIBLE DUCT Ø 152	PCS	1
11153160	UNINSULATED POLYETHYLEN ULTRA-FLEXIBLE DUCT Ø 160	PCS	1
PWC400019	FLEXIBLE POLYETHYLENE HOSE Ø165 mm L.10 m	PCS	1
11153180	UNINSULATED POLYETHYLEN ULTRA-FLEXIBLE DUCT Ø 185	PCS	1
11153204	UNINSULATED POLYETHYLEN ULTRA-FLEXIBLE DUCT Ø 203	PCS	1
11153254	UNINSULATED POLYETHYLEN ULTRA-FLEXIBLE DUCT Ø 254	PCS	1
11153305	UNINSULATED POLYETHYLEN ULTRA-FLEXIBLE DUCT Ø 305	PCS	1
11153356	UNINSULATED POLYETHYLEN ULTRA-FLEXIBLE DUCT Ø 356	PCS	1
11153457	UNINSULATED POLYETHYLEN ULTRA-FLEXIBLE DUCT Ø 457	PCS	1
11153610	UNINSULATED POLYETHYLEN ULTRA-FLEXIBLE DUCT Ø 610	PCS	1

 **ULTRA FLEXIBLE  
POLYETHYLENE DUCTED  
PIPE DOUBLE WALL  
THERMAL - PHONIC**

**TECHNICAL SPECIFICATIONS**

- Operating temperature: -20°C to +70°C
- Recommended minimum bending radius: 1D
- Internal/external air duct: black polyethylene
- Insulation material: glass fibre thickness 25 mm density 16 kg/m<sup>3</sup>

**SELF-EXTINGUISHING**

It is a duct consisting of an internal polyethylene pipe reinforced with spirally wound steel wire. The thermal insulation is made of glass wool coated with a polyester sheet. **Thanks to its exceptional flexibility, it is easy to install on circular and oval connectors.**

 **TUBE CANALISÉ ULTRA  
FLEXIBLE EN POLYÉTHYLÈNE  
À DOUBLE PAROI  
THERMIQUE - PHONIQUE**

**CARACTÉRISTIQUES TECHNIQUES**

- Température de fonctionnement : -20°C à +70°C
- Rayon de courbure minimum recommandé : 1D
- Conduite interne/externe: polyéthylène noir
- Matériau isolant: fibre de verre épaisseur 25 mm densité 16 kg/m<sup>3</sup>

**AUTO-EXTINGUIBLE**

Il s'agit d'un conduit constitué d'un tuyau interne en polyéthylène renforcé par un fil d'acier enroulé en spirale. L'isolation thermique est réalisée en laine de verre revêtue d'une feuille de polyester. **Grâce à sa flexibilité exceptionnelle, il est facile à installer sur des connecteurs circulaires et ovales.**

 **ULTRAFLEXIBLES POLYETHYLEN-DOPPELWANDROHR  
THERMISCH - PHONISCH**

**TECHNISCHE EIGENSCHAFTEN**

- Betriebstemperatur: Von -20°C bis +70°C
- Empfohlener Mindestkrümmungsradius: 1D
- Innen-/Außenrohr: schwarzes Polyethylen
- Dämmmaterial: Glasfaserdicke 25 mm Dichte 16 kg/m<sup>3</sup>


**SELBSTVERLÖSCHEND**

Es handelt sich um eine Leitung, die aus einem inneren Polyethylenrohr besteht, das mit spiralförmig gewickeltem Stahldraht verstärkt ist. Die Wärmedämmung besteht aus Glaswolle, die mit Polyesterfolie beschichtet ist. **Dank seiner außergewöhnlichen Flexibilität lässt er sich leicht auf runden und ovalen Anschlüssen montieren.**



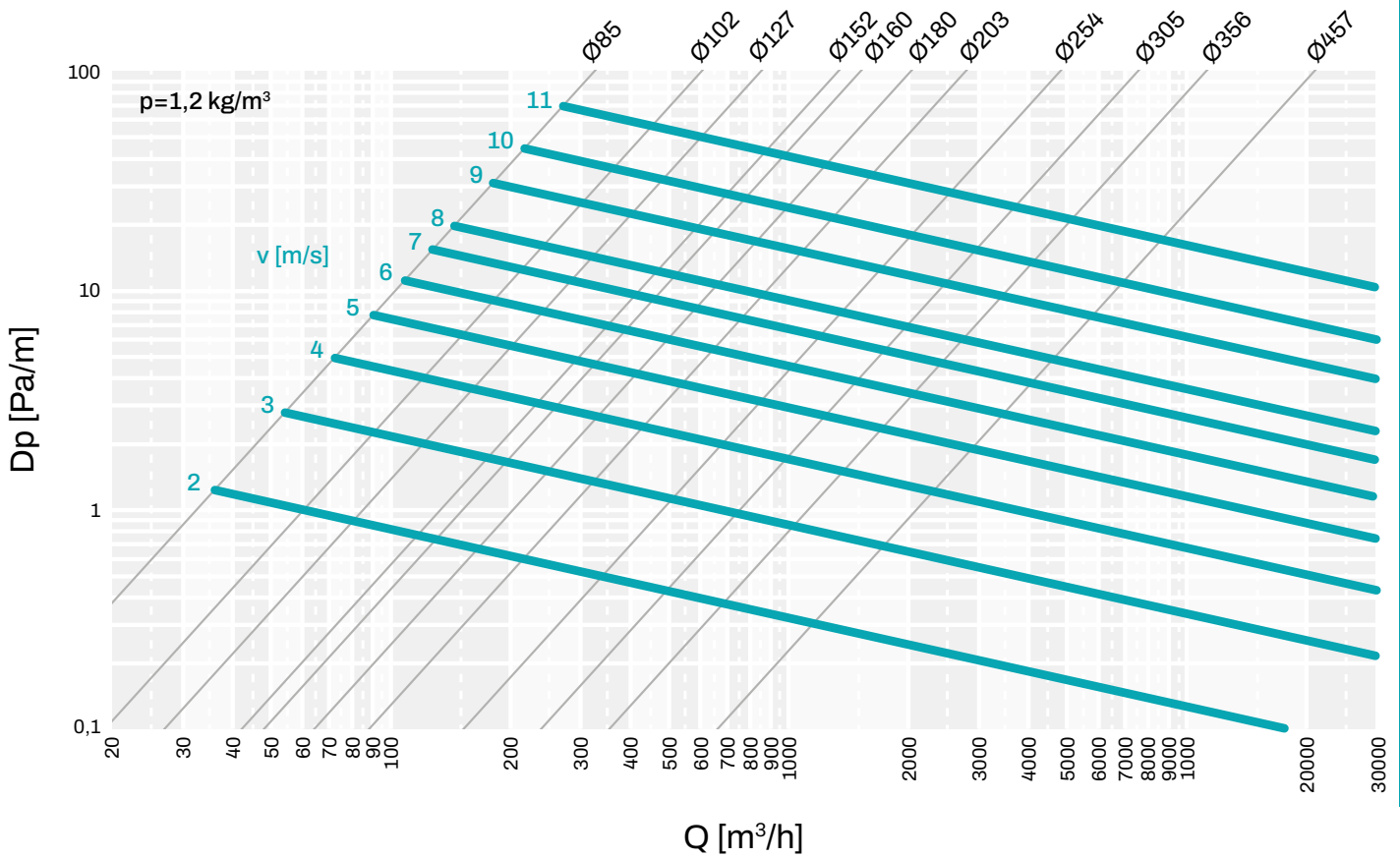
Datasheet



CODE	DESCRIPTION	U.M.	 Pieces per box
11154080	TWIN-WALL POLYETHYLEN ACOUSTIC THERMALLY INSULATED ULTRA-FLEXIBLE DUCT Ø 82	PCS	1
11154102	TWIN-WALL POLYETHYLEN ACOUSTIC THERMALLY INSULATED ULTRA-FLEXIBLE DUCT Ø102	PCS	1
11154127	TWIN-WALL POLYETHYLEN ACOUSTIC THERMALLY INSULATED ULTRA-FLEXIBLE DUCT Ø 127	PCS	1
11154140	TWIN-WALL POLYETHYLEN ACOUSTIC THERMALLY INSULATED ULTRA-FLEXIBLE DUCT Ø 140	PCS	1
11154152	TWIN-WALL POLYETHYLEN ACOUSTIC THERMALLY INSULATED ULTRA-FLEXIBLE DUCT Ø 152	PCS	1
PWC400020	ULTRA FLEXIBLE THERMAL-PHONE POLYETHYLENE DOUBLE-PARTIC PIPING HOSE Ø165 mm L.10 m	PCS	1
11154180	TWIN-WALL POLYETHYLEN ACOUSTIC THERMALLY INSULATED ULTRA-FLEXIBLE DUCT Ø 185	PCS	1
11154204	TWIN-WALL POLYETHYLEN ACOUSTIC THERMALLY INSULATED ULTRA-FLEXIBLE DUCT Ø 203	PCS	1
11154254	TWIN-WALL POLYETHYLEN ACOUSTIC THERMALLY INSULATED ULTRA-FLEXIBLE DUCT Ø 254	PCS	1
11154305	TWIN-WALL POLYETHYLEN ACOUSTIC THERMALLY INSULATED ULTRA-FLEXIBLE DUCT Ø 305	PCS	1
11154356	TWIN-WALL POLYETHYLEN ACOUSTIC THERMALLY INSULATED ULTRA-FLEXIBLE DUCT Ø 356	PCS	1
11154457	TWIN-WALL POLYETHYLEN ACOUSTIC THERMALLY INSULATED ULTRA-FLEXIBLE DUCT Ø 457	PCS	1

# FLEXIBLE DUCTING

## PRESSURE LOSS DISTRIBUTED FOR FULLY EXTENDED FLEXIBLE ALUMINUM DUCT



## ACOUSTIC ATTENUATION FOR DOUBLE WALL ALUMINUM FLEXIBLE DUCTED TUBE

1m	FREQUENCY [Hz]						2m	FREQUENCY [Hz]						3m	FREQUENCY [Hz]					
Ø	125	250	500	1000	2000	4000	Ø	125	250	500	1000	2000	4000	Ø	125	250	500	1000	2000	4000
100	15	21	25	34	29	31	100	17	22	25	43	48	31	100	17	28	39	43	48	32
125	13	21	24	26	26	31	125	13	21	26	34	37	32	125	18	27	38	41	44	33
160	8	12	29	28	27	31	160	15	17	27	35	44	36	160	17	25	37	39	37	37
200	6	13	23	22	27	23	200	11	21	26	39	29	34	200	21	23	35	38	36	39
250	10	17	19	19	21	14	250	7	17	24	27	27	23	250	10	20	30	32	28	32
315	16	18	17	19	16	10	315	13	21	20	22	24	16	315	18	21	25	30	28	23
406	9	17	15	20	10	5	406	14	16	16	22	16	8	406	18	17	18	22	20	13

## MAXIMUM FLOW CHART OF THE FLEXIBLE HOSES

Example of how to calculate ducting:

- P=Flow rate (m³/h)
- V=Air velocity (m/s)
- S=Opening cross-sectional area (m²)
- 3600=Seconds in one hour (s/h)
- $P=V \times S \times 3600 = \text{m/s} \times \text{m}^2 \times \text{s/h} = \text{m}^3\text{/h}$

$$V = \frac{P}{S \times 3600} \text{ [m/s]} \quad S = \frac{P}{V \times 3600} \text{ [m}^2\text{]}$$

DIAMETER [mm]	SECTION [m']	SUPPLY AT 6MS [m³/h]	RETURN AT 5MS [m³/h]
102	0,0081	175	145
127	0,012	259	216
140	0,015	310	270
152	0,018	388	324
160	0,02	432	360
180	0,025	540	450
204	0,03	648	540
254	0,05	1080	900
305	0,07	1500	1260
427	0,15	3240	2700
610	0,28	6048	5040

# A1

## COLLAR FOR PLENUM Ø 100 - 125 - 150

### TECHNICAL SPECIFICATIONS

- Made of PP
- Anti-condensation
- For single / double wall ducted pipes
- Ready with 4 holes for fastening to plenum

## COLLIER POUR PLENUM Ø 100 - 125 - 150

### CARACTÉRISTIQUES TECHNIQUES

- Fabriqué en PP
- Anti-condensation
- Pour tuyaux à paroi simple / double
- Prédisposé avec 4 trous pour la fixation au plénum

## SCHELLE FÜR PLENUM Ø 100 - 125 - 150

### TECHNISCHE EIGENSCHAFTEN

- Aus PP
- Kondensation-Schutz
- Für ein- / doppelwandige kanalisierte Rohre
- Vorbereitet mit 4 Bohrungen zur Befestigung am Plenum



MADE IN ITALY

Datasheet

CODE	DESCRIPTION	U.M.	Pieces per box
11161814	PLENUM BOX COLLAR MOD."A1" Ø100/125/150	PCS	1



# B2

## COLLAR FOR PLENUM Ø 150 - 200

### TECHNICAL SPECIFICATIONS

- Made of PP
- Anti-condensation
- For single / double wall ducted pipes
- Ready with 4 holes for fastening to plenum

## COLLIER POUR PLENUM Ø 150 - 200

### CARACTÉRISTIQUES TECHNIQUES

- Fabriqué en PP
- Anti-condensation
- Pour tuyaux à paroi simple / double
- Prédisposé avec 4 trous pour la fixation au plénum

## SCHELLE FÜR PLENUM Ø 150 - 200

### TECHNISCHE EIGENSCHAFTEN

- Aus PP
- Kondensation-Schutz
- Für ein- / doppelwandige kanalisierte Rohre
- Vorbereitet mit 4 Bohrungen zur Befestigung am Plenum



MADE IN ITALY

Datasheet

CODE	DESCRIPTION	U.M.	Pieces per box
11161816	PLENUM BOX COLLAR MOD."B2" Ø150/200	PCS	1



## OVAL COLLAR FOR PLENUM

### TECHNICAL SPECIFICATIONS

- Made of PP
- Anti-condensation
- For single / double wall ducted pipes
- Ready with 4 holes for fastening to plenum

## COLLIER OVALE POUR PLENUM

### CARACTÉRISTIQUES TECHNIQUES

- Fabriqué en PP
- Anti-condensation
- Pour tuyaux à paroi simple / double
- Prédisposé avec 4 trous pour la fixation au plénum

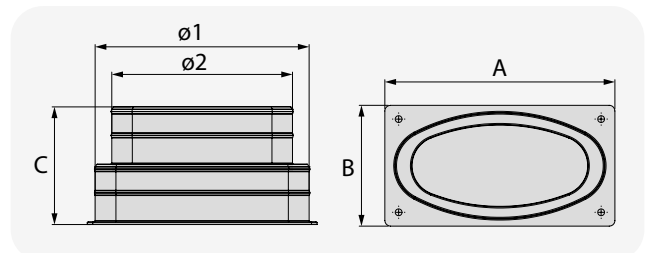
## OVALE SCHELLE FÜR PLENUM

### TECHNISCHE EIGENSCHAFTEN

- Aus PP
- Kondensation-Schutz
- Für ein- / doppelwandige kanalisierte Rohre
- Vorbereitet mit 4 Bohrungen zur Befestigung am Plenum



MADE IN ITALY



CODE	DESCRIPTION	A [mm]	B [mm]	C [mm]	Ø1 [mm]	Ø2 [mm]	U.M.	Pieces per box
PWD500009	OVAL COLLAR FOR "C3" PLENUM - Ø 125-150	192	105	102	150	125	PCS	1
PWD500010	OVAL COLLAR FOR "D4" PLENUM - Ø 125-150	280	105	102	200	150	PCS	1

Datasheet



## COLLAR FOR PLENUM WITH BUILT-IN DAMPER

### TECHNICAL SPECIFICATIONS

- Made of PP
- Available from Ø 102 mm to Ø 254 mm
- Operating temperature -30°C to +150°C
- Reaction to fire C-S1,D1

## COLLIER POUR PLENUM AVEC VANNE INTÉGRÉE

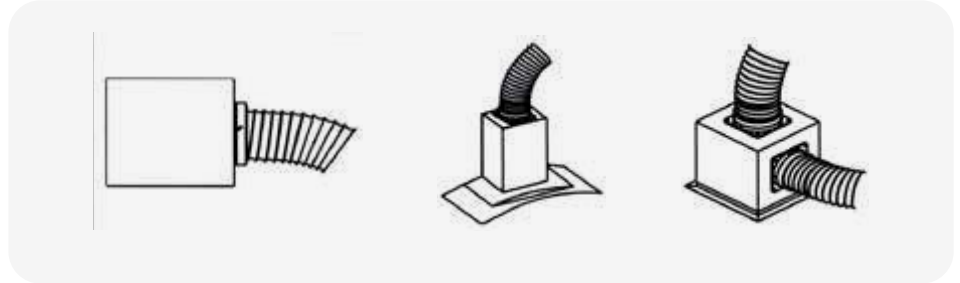
### CARACTÉRISTIQUES TECHNIQUES

- Fabriqué en PP
- Disponible de Ø 102 mm à Ø 254 mm
- Température de fonctionnement de -30°C à +150°C
- Réaction au feu C-S1,D1

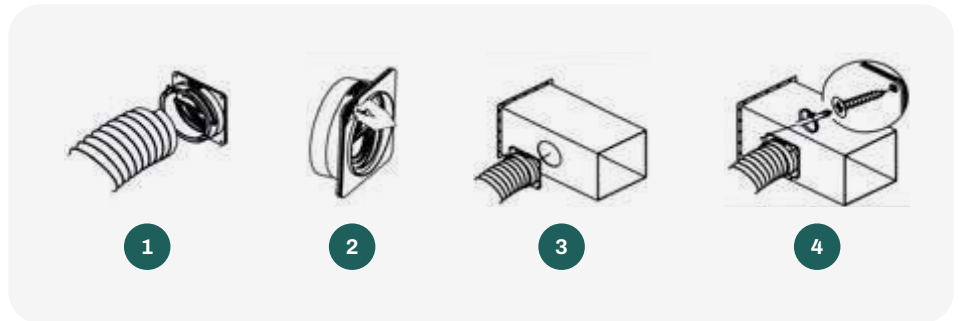
## SHELLE FÜR PLENUM MIT EINGEBAUTER KLASPE

### TECHNISCHE EIGENSCHAFTEN

- Aus PP
- Erhältlich von Ø 102 mm bis Ø 254 mm
- Betriebstemperatur von -30°C bis +150°C
- Brandverhalten C-S1,D1



Use only for simple aluminum flexible hose or double wall (not for polyethylene pipe simple or double wall).



CODE	DESCRIPTION	U.M.	Pieces per box
11156001	FLEXIBLE PIPE CONNECTION WITH DAMPER Ø 102	PCS	1
11156002	FLEXIBLE PIPE CONNECTION WITH DAMPER Ø 127	PCS	1
11156003	FLEXIBLE PIPE CONNECTION WITH DAMPER Ø 152	PCS	1
11156004	FLEXIBLE PIPE CONNECTION WITH DAMPER Ø 160	PCS	1
11156005	FLEXIBLE PIPE CONNECTION WITH DAMPER Ø 203	PCS	1
11156006	FLEXIBLE PIPE CONNECTION WITH DAMPER Ø 254	PCS	1

Datasheet



## ELECTRO-GALVANISED METAL SHEET COLLAR FOR PLENUM

### TECHNICAL SPECIFICATIONS

- Made of electro-galvanised metal sheet
- Height 150mm
- Suitable for the connection of flexible pipes to the delivery/intake plenums in PAL
- Available in sizes 80 to 450 mm

## COLLIER EN TÔLE ÉLECTRO-GALVANISÉE POUR PLENUM

### CARACTÉRISTIQUES TECHNIQUES

- Fabriqué en tôle électrozinguée
- Hauteur 150 mm
- Convient pour raccorder les flexibles aux plenums d'alimentation/retour PAL
- Disponible en tailles de 80 à 450 mm

## GALVANISCH VERZINKTE METALLSHELLE FÜR PLENUM

### TECHNISCHE EIGENSCHAFTEN

- Aus galvanisch verzinktem Blech
- Höhe: 150 mm
- Geeignet für den Anschluss von Schläuchen an Zu-/AbluftPlenum in PAL
- Erhältlich in den Abmessungen von 80 bis 450 mm



Available on sizes from 80 mm to 450 mm

CODE	DESCRIPTION	U.M.	Pieces per box
11161790	ALUMINIUM PLENUM BOX COLLAR FROM Ø 80 mm TO Ø 100 mm	PCS	1
11161791	ALUMINIUM PLENUM BOX COLLAR FROM Ø 101 mm TO Ø 150 mm	PCS	1
11161792	ALUMINIUM PLENUM BOX COLLAR FROM Ø 151 mm TO Ø 200 mm	PCS	1
11161793	ALUMINIUM PLENUM BOX COLLAR FROM Ø 201 mm TO Ø 250 mm	PCS	1
11161794	ALUMINIUM PLENUM BOX COLLAR FROM Ø 251 mm TO Ø 300 mm	PCS	1
PWC500029	COLLAR IN ALUMINIUM FOR PLENUM Ø 350 mm	PCS	1
PWC500030	COLLAR IN ALUMINIUM FOR PLENUM Ø400 mm	PCS	1
PWC500031	COLLAR IN ALUMINIUM FOR PLENUM Ø450 mm	PCS	1

Datasheet





 **COLLAR FOR PLENUM Ø 150**

**TECHNICAL SPECIFICATIONS**

- Made of PP
- Anti-condensation
- For single / double wall ducted pipes
- Ready with 4 holes for fastening to plenum

 **COLLIER POUR PLENUM Ø 150**

**CARACTÉRISTIQUES TECHNIQUES**


- Fabriqué en PP
- Anti-condensation
- Pour tuyaux à paroi simple / double
- Prêdisposé avec 4 trous pour la fixation au plénum

 **SCHELLE FÜR PLENUM Ø 150**

**TECHNISCHE EIGENSCHAFTEN**

- Aus PP
- Kondensation-Schutz
- Für ein- / doppelwandige kanalisierte Rohre
- Vorbereitet mit 4 Bohrungen zur Befestigung am Plenum



CODE	DESCRIPTION	U.M.	 Pieces per box
PWD500011	COLLAR FOR PLENUM "E5" - Ø 150	PCS	1

**Datasheet**



RA1

 **REDUCTION FOR DUCTED PIPES Ø 100 - 125 - 150**

**TECHNICAL SPECIFICATIONS**

- Made of PP
- For single / double wall ducted pipes
- Anti-condensation

 **RÉDUCTION POUR GAINABLE Ø 100 - 125 - 150**

**CARACTÉRISTIQUES TECHNIQUES**


- Fabriqué en PP
- Pour tuyaux à paroi simple / double
- Anti-condensation

 **REDUZIERUNG FÜR KANAL-ROHRE Ø 100 - 125 - 150**

**TECHNISCHE EIGENSCHAFTEN**

- Aus PP
- Für ein- / doppelwandige kanalisierte Rohre
- Kondensation-Schutz



CODE	DESCRIPTION	U.M.	 Pieces per box
11161813	REDUCER FOR DUCTED SYSTEMS MOD. "RA1" Ø100/125/150	PCS	1

**Datasheet**



RB2

 **REDUCTION FOR DUCTED PIPES Ø 150 - 200**

**TECHNICAL SPECIFICATIONS**

- Made of PP
- For single / double wall ducted pipes
- Anti-condensation

**SELF-EXTINGUISHING**

 **RÉDUCTION POUR GAINABLE Ø 150 - 200**

**CARACTÉRISTIQUES TECHNIQUES**

- Fabriqué en PP
- Pour tuyaux à paroi simple / double
- Anti-condensation

**AUTO-EXTINGUIBLE**


 **REDUZIERUNG FÜR KANAL-ROHRE Ø 150 - 200**

**TECHNISCHE EIGENSCHAFTEN**

- Aus PP
- Für ein- / doppelwandige kanalisierte Rohre
- Kondensation-Schutz

**SELBSTVERLÖSCHENDEM**



CODE	DESCRIPTION	U.M.	 Pieces per box
11161815	REDUCER FOR DUCTED SYSTEMS MOD. "RB2" Ø150/200	PCS	1

**Datasheet**





**CONCENTRIC REDUCTION FOR DUCTS**

**TECHNICAL SPECIFICATIONS**

- Made of metal sheet
- Available in 6 sizes

**RÉDUCTION CONCENTRIQUE POUR GOULOTTES**


**CARACTÉRISTIQUES TECHNIQUES**

- Fabriqué en tôle
- Disponible en 6 tailles

**KONZENTRISCHE REDUZIERUNG FÜR KANÄLE**

**TECHNISCHE EIGENSCHAFTEN**

- Aus Blech
- Erhältlich in 6 Größen



CODE	DESCRIPTION	U.M.	Pieces per box
11161805	CONCENTRIC REDUCERS FOR DUCTED SYSTEMS 127 - 100mm	PCS	1
11161806	CONCENTRIC REDUCERS FOR DUCTED SYSTEMS 152 - 125mm	PCS	1
11161842	CONCENTRIC REDUCERS FOR DUCTED SYSTEMS 160 - 150mm	PCS	1
11161807	CONCENTRIC REDUCERS FOR DUCTED SYSTEMS 202 - 150mm	PCS	1
11161845	CONCENTRIC REDUCERS FOR DUCTED SYSTEMS OVAL 250mm - CIRCULAR 200mm	PCS	1
11161808	CONCENTRIC REDUCERS FOR DUCTED SYSTEMS 252 - 200mm	PCS	1

[Datasheet](#)



**LARGE / SMALL MULTIPLE REDUCTION**

**TECHNICAL SPECIFICATIONS**

- Made of structural 10mm thick
- 4 diameters with pre-cut
- Operating temperature 0°C to +70°C

**ANTI-CONDENSATION**

**RÉDUCTION MULTIPLE GRANDE/PETITE**

**CARACTÉRISTIQUES TECHNIQUES**

- Fabriqué en structure de 10 mm d'épaisseur
- 4 diamètres prédécoupés
- Température de fonctionnement de 0°C à +70°C

**ANTI-CONDENSATION**

**GROSSE / KLEINE MEHRFA-CHREDUZIERUNG**

**TECHNISCHE EIGENSCHAFTEN**

- Aus einer 10 mm starken Struktur
- 4 Durchmesser mit Vorschnitt
- Betriebstemperatur von 0°C bis +70°C

**ANTIKONDENSATIONS**



CODE	DESCRIPTION	U.M.	Pieces per box
11161815	REDUCER FOR DUCTED SYSTEMS MOD."RB2" Ø150/200	PCS	1

[Datasheet](#)



**COUPLING FOR DUCTED PIPES**

**TECHNICAL SPECIFICATIONS**

- Made of aluminium
- Length 150 mm
- Ideal for connecting flexible pipes

**JOINT POUR TUYAUX CANALISÉS**

**CARACTÉRISTIQUES TECHNIQUES**

- Fabriqué en aluminium
- Longueur 150 mm
- Idéal pour raccorder des tuyaux

**VERBINDUNGSSTÜCK FÜR KANALISIERTE ROHRE**

**TECHNISCHE EIGENSCHAFTEN**


- Aus Aluminium
- Länge: 150 mm
- Ideal zum Anschluss von Schläuchen



CODE	DESCRIPTION	U.M.	Pieces per box
11161795	DUCT JOINER Ø 100 MM	PCS	1
11161796	DUCT JOINER Ø 100 MM TO 150 MM	PCS	1
11161797	DUCT JOINER Ø 151 MM TO 200 MM	PCS	1
11161798	DUCT JOINER Ø 201 MM TO 250 MM	PCS	1
11161799	DUCT JOINER Ø 251 MM TO 300 MM	PCS	1

[Datasheet](#)



 **CIRCULAR DAMPER WITH MANUAL ADJUSTMENT**

**TECHNICAL SPECIFICATIONS**

- Manual adjustment at 0° - 30° - 60° - 90°
- Made of anti-condensate plastic material
- Ensures thermal insulation between the inner and outer surfaces

 **REGISTRE CIRCULAIRE À RÉGULATION MANUELLE**

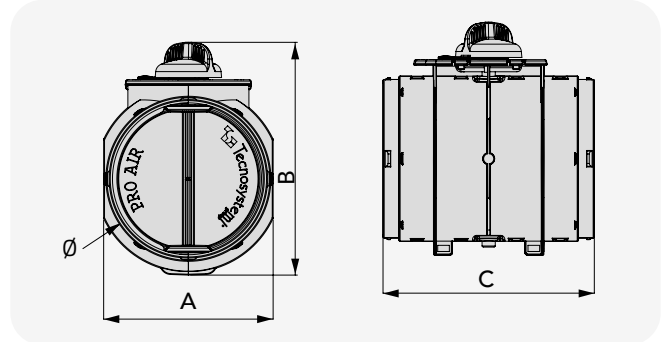
**CARACTÉRISTIQUES TECHNIQUES**

- Réglage manuel A 0° - 30° - 60° - 90°
- Fabriqué en matière plastique anti-condensation
- Assure l'isolation thermique entre la surface intérieure et extérieure

 **KREISFÖRMIGE Klappe MIT MANUELLER EINSTELLUNG**

**TECHNISCHE EIGENSCHAFTEN**

- Manuelle Einstellung A 0° - 30° - 60° - 90°
- Hergestellt aus Antikondensations-Kunststoff
- Gewährleistet die thermische Isolierung zwischen Innen- und Außenfläche



Virtual reality



 **MADE IN ITALY**

CODE	DESCRIPTION	A [mm]	B [mm]	C [mm]	Ø [mm]	U.M.	 Pieces per box
PWD500029	CIRCULAR DAMPER WITH MANUAL ADJUSTMENT Ø150	154	212	192	150	PCS	1
PWD500030	CIRCULAR DAMPER WITH MANUAL ADJUSTMENT Ø200	204	262	192	200	PCS	1

Datasheet



 **COLLAR FOR CIRCULAR DAMPER WITH MANUAL ADJUSTMENT**

**TECHNICAL SPECIFICATIONS**

- Made of anti-condensate plastic material
- Available in diameters 150 - 200

 **COLLIER POUR REGISTRE CIRCULAIRE À RÉGLAGE MANUEL**

**CARACTÉRISTIQUES TECHNIQUES**

- Fabriqué en matière plastique anti-condensation
- Disponible en diamètres 150 - 200


 **SCHELLE FÜR RUNDKlappe MIT MANUELLER EINSTELLUNG**

**TECHNISCHE EIGENSCHAFTEN**

- Hergestellt aus Antikondensations-Kunststoff
- Erhältlich in den Durchmessern 150 - 200



 **MADE IN ITALY**

CODE	DESCRIPTION	U.M.	 Pieces per box
PWD500031	COLLAR FOR CIRCULAR DAMPER WITH MANUAL ADJUSTMENT Ø150	PCS	1
PWD500032	COLLAR FOR CIRCULAR DAMPER WITH MANUAL ADJUSTMENT Ø200	PCS	1

Datasheet



## METAL NON-RETURN VALVE

### TECHNICAL SPECIFICATIONS

- Made of metal
- Valve body made of galvanized steel
- Butterfly valve

The non-return valve for circular ducts prevents reversal of the air flow in the ventilation ducts.

**The butterfly valve opens when overpressure occurs in the duct. By means of a dedicated spring the butterfly will return to the closed position once the pressure has been lowered.**

## CLAPET ANTI-RETOUR MÉTALLIQUE

### CARACTÉRISTIQUES TECHNIQUES

- Fabriqué en métal
- Corps de vanne en acier galvanisé
- Robinet papillon

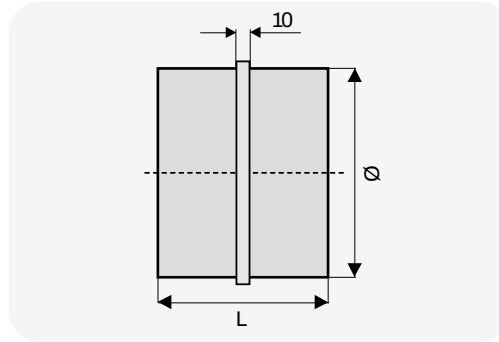
Le clapet anti-retour pour les conduits circulaires empêche l'inversion du débit d'air dans les conduits de ventilation. La vanne papillon s'ouvre en cas de surpression dans le conduit. Au moyen d'un ressort spécial, le papillon revient en position fermée une fois que la pression a été abaissée.

## RÜCKSCHLAGVENTIL AUS METALL

### TECHNISCHE EIGENSCHAFTEN

- Aus Metall
- Ventilgehäuse aus verzinktem Stahl
- Drosselventil

Das Rückschlagventil für kreisförmige Kanäle verhindert die Umkehrung der Luftströmung in den Lüftungskanälen. Das Drosselventil öffnet, wenn im Kanal ein Überdruck auftritt. Durch eine spezielle Feder kehrt die Klappe in die geschlossene Position zurück, sobald der Druck gesenkt wird.



CODE	DESCRIPTION	L [mm]	Ø [mm]	U.M.	Pieces per box
11161820	METAL NON-RETURN VALVE Ø 100 mm	88	99	PCS	1
11161821	METAL NON-RETURN VALVE Ø 125 mm	88	124	PCS	1
11161822	METAL NON-RETURN VALVE Ø 150 mm	88	149	PCS	1
11161823	METAL NON-RETURN VALVE Ø 160 mm	88	159	PCS	1
11161824	METAL NON-RETURN VALVE Ø 200 mm	88	199	PCS	1

Datasheet



## REGULATING DAMPER FOR CIRCULAR DUCTS

### TECHNICAL SPECIFICATIONS

- Made from cold-rolled steel
- Includes manual adjustment damper

The regulating damper for manually operated ducts allows regulation of the air flow in the ventilation duct.

**The damper can be used on rigid spiral ducts or flexible pipes.**

## REGISTRE DE RÉGLAGE POUR GAINABLE CIRCULAIRES

### CARACTÉRISTIQUES TECHNIQUES

- Fabriquée en acier laminé à froid
- Livré avec registre de réglage manuel

Le registre de régulation des canaux à commande manuelle permet de réguler le débit d'air dans le conduit de ventilation.

**Le registre peut être utilisé sur des conduits en spirale rigides ou des flexibles.**

## EINSTELLKLAPPE FÜR KREISFÖRMIGE KANÄLE

### TECHNISCHE EIGENSCHAFTEN

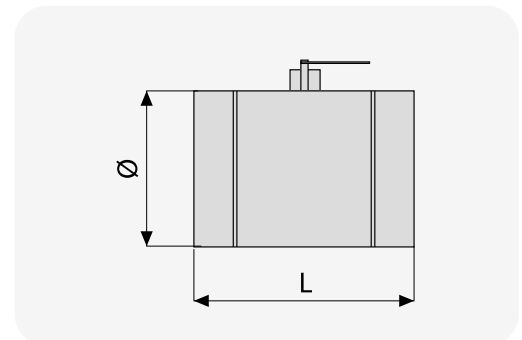
- Aus kaltgewalztem Stahl
- Komplett mit manueller Verstellklappe

Die Einstellklappe für handbetätigte Kanäle ermöglicht die Regelung des Luftstroms im Lüftungskanal.

**Die Klappe kann an starren Spiralkanälen oder flexiblen Rohren eingesetzt werden.**



For rigid circular duct see page 210



CODE	DESCRIPTION	L [mm]	Ø [mm]	U.M.	Pieces per box
11161863	CONTROL DAMPER FOR ROUND DUCTS Ø 100 mm	180	98,9	PCS	1
11161864	CONTROL DAMPER FOR ROUND DUCTS Ø 120 mm	210	123,8	PCS	1
11161865	CONTROL DAMPER FOR ROUND DUCTS Ø 150 mm	230	148,7	PCS	1
11161867	CONTROL DAMPER FOR ROUND DUCTS Ø 200 mm	280	198,7	PCS	1

Datasheet



**3-WAY INSULATED SHUNT  
SUITABLE FOR PIPES FROM  
150 TO 450 MM**

**TECHNICAL SPECIFICATIONS**

- Material: PP
- Insulating coating: polyethylene with aluminium coating
- Operating temperature: 0°C to +70°C
- For flexible heating and air conditioning pipes (insulated or not)
- Available accessories: insulated reducers



Anti-condensation

**DÉRIVATION À 3 VOIES  
ISOLÉE ADAPTÉE POUR  
TUYAUX DE 150 À 450 MM**

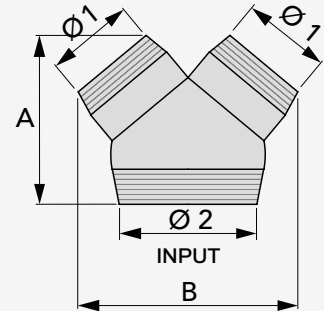
**CARACTÉRISTIQUES TECHNIQUES**

- Matériau: PP
- Revêtement isolant : polyéthylène avec revêtement en aluminium
- Température de fonctionnement : 0°C à +70°C
- Pour tuyaux de chauffage et de climatisation (isolés ou non)
- Accessoires disponibles : réducteurs isolés

**3-WEGE-VERTEILER, GE-  
DÄMMT, GEEIGNET FÜR  
ROHRE VON 150 BIS 450 MM**

**TECHNISCHE EIGENSCHAFTEN**

- Material: PP
- Dämmschicht: Polyethylen mit Aluminiumbeschichtung
- Betriebstemperatur: Von 0°C bis +70°C
- Für Heiz- und Klimaschläuche (isoliert oder nicht)
- Verfügbares Zubehör: Gedämmte Reduzierstücke



CODE	DESCRIPTION	PIPE INLET	PIPE OUTLET	A	B	U.M.	Pieces per box
		Ø2 mm	Ø1 mm	[mm]	[mm]		
PWC500007	THREE-WAY INSULATED BRANCH 200 x 150 x 150	200	150	250	345	PCS	1
PWC500008	THREE-WAY INSULATED BRANCH 250 x 200 x 200	250	200	300	400	PCS	1
PWC500009	THREE-WAY INSULATED BRANCH 300 x 250 x 250	300	250	350	450	PCS	1
PWC500010	THREE-WAY INSULATED BRANCH 350 x 300 x 300	350	300	390	500	PCS	1
PWC500011	THREE-WAY INSULATED BRANCH 400 x 350 x 350	400	350	445	590	PCS	1

Datasheet



**INSULATED REDUCTION  
FOR 3-WAY INSULATED  
SHUNTS**

**TECHNICAL SPECIFICATIONS**

- Made of n PP
- Insulating coating: polyethylene with aluminium coating
- Operating temperature: 0°C to +70°C
- Only in combination with 3-way insulated shunts
- For flexible heating and air conditioning pipes (insulated or not)



Anti-condensation

**RÉDUCTION ISOLÉE POUR  
DÉRIVATIONS À 3 VOIES  
ISOLÉES**

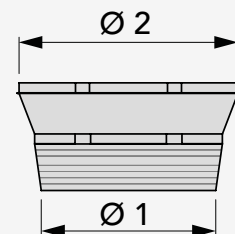
**CARACTÉRISTIQUES TECHNIQUES**

- Fabriqué en n PP
- Revêtement isolant : polyéthylène avec revêtement en aluminium
- Température de fonctionnement : 0°C à +70°C
- Seulement en combinaison avec des fils isolés à 3 voies
- Pour tuyaux de chauffage et de climatisation (isolés ou non)

**ISOLIERTEREDUZIERUNG  
FÜR 3-FACH ISOLIERTE  
LEITUNGEN**

**TECHNISCHE EIGENSCHAFTEN**

- Hergestellt aus n PP
- Dämmschicht: Polyethylen mit Aluminiumbeschichtung
- Betriebstemperatur: Von 0°C bis +70°C
- Nur in Kombination mit 3-fach gedämmten Ableitungen
- Für Heiz- und Klimaschläuche (isoliert oder nicht)



CODE	DESCRIPTION	PIPE COUPLER	SHUNT COUPLER	U.M.	Pieces per box
		Ø1 mm	Ø2 mm		
PWC500013	INSULATED ADAPTER FOR 3-WAY INSULATED BRANCHES FROM Ø 200 mm TO Ø 150 mm	150	200	PCS	1
PWC500014	INSULATED ADAPTER FOR 3-WAY INSULATED BRANCHES FROM Ø 250 mm TO Ø 200 mm	200	250	PCS	1
PWC500015	INSULATED ADAPTER FOR 3-WAY INSULATED BRANCHES FROM Ø 300 mm TO Ø 250 mm	250	300	PCS	1
PWC500016	INSULATED ADAPTER FOR 3-WAY INSULATED BRANCHES FROM Ø 350 mm TO Ø 300 mm	300	350	PCS	1

Datasheet



**3-WAY MULTIPLE SHUNT FOR DUCTED PIPES**

**TECHNICAL SPECIFICATIONS**

- Material: PE HD.
- 3 Multi-diameter couplings

**ANTI CONDENSATION**

**DÉRIVATION MULTIPLE À 3 VOIES POUR TUYAUX CANALISÉS**

**CARACTÉRISTIQUES TECHNIQUES**

- Matériau: PE HD.
- 3 connexions multi-diamètres

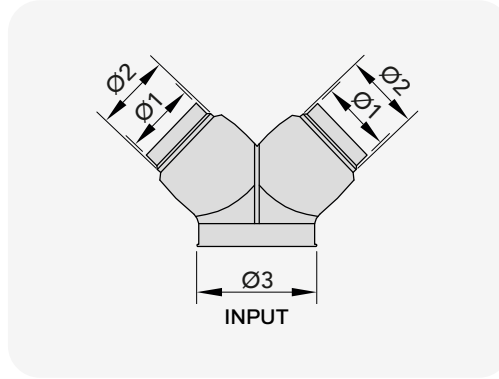
**ANTI CONDENSATION**

**3-WEGE-MERHFACHVERZWEIGUNG FÜR LEITUNGSGROHRE**

**TECHNISCHE EIGENSCHAFTEN**

- Material: PE HD.
- 3 Anschlüsse mit mehreren Durchmessern

**ANTIKONDENSATIONS**



CODE	DESCRIPTION	DIM. Ø1 mm	DIM. Ø2 mm	DIM. Ø3 mm	U.M.	Pieces per box
11126370	HDPE Y-BRANCH Ø 250 - Ø 200 - Ø 250	150	200	250	PCS	1
11126520	HDPE Y-BRANCH Ø 350 - Ø 250 - Ø 250	250	300	350	PCS	1

**Datasheet**



**MULTIPLE "Y" SHUNT IN SINTERED POLYSTYRENE FOR DUCTED PIPES**

**TECHNICAL SPECIFICATIONS**

- Made of sintered polystyrene
- Suitable for ducted tubes (see coupling diameters as per table)

**DÉRIVATION EN « Y » MULTIPLE EN POLYSTYRÈNE FRITTÉ POUR TUYAUX CANALISÉS**

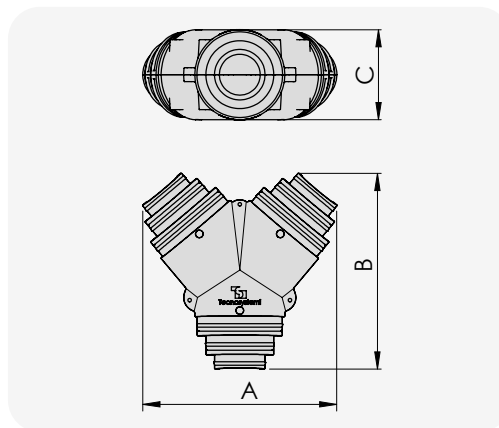
**CARACTÉRISTIQUES TECHNIQUES**

- Fabriqué en polystyrène fritté
- Convient pour les tuyaux canalisés (voir les diamètres de fixation selon le tableau)

**MEHRFACHE „Y“-VERZWEIGUNG AUS GESINTERTEM POLYSTYROL FÜR KANALISIERTE ROHRE**

**TECHNISCHE EIGENSCHAFTEN**

- Aus gesintertem Polystyrol
- Geeignet für kanalisierte Rohre (siehe Anschlussdurchmesser in der Tabelle)



CODE	DESCRIPTION	DIM. Ø1 mm	DIM. Ø2 mm	DIM. Ø3 mm	U.M.	Pieces per box
PWD400163	* Y SHAPED POLYSTYRENE MULTIPLE BY-PASS FOR DUCTED PIPES 250/200/150 - BIG	560	566	260	PCS	1
PWD400195	* Y SHAPED POLYSTYRENE MULTIPLE BY-PASS FOR DUCTED PIPES 200/150/125 - SMALL	523	531	210	PCS	1

**Datasheet**





**MULTIPLE "T" SHUNT IN SINTERED POLYSTYRENE FOR DUCTED PIPES**

**TECHNICAL SPECIFICATIONS**

- Made of sintered polystyrene
- Suitable for ducted tubes (see coupling diameters as per table)

**DÉRIVATION EN « T » MULTIPLE EN POLYSTYRÈNE FRITTÉ POUR TUYAUX CANALISÉS**

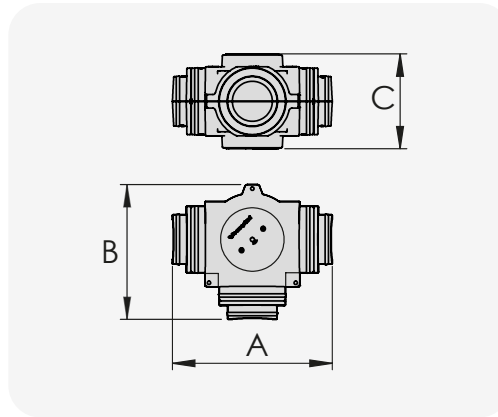
**CARACTÉRISTIQUES TECHNIQUES**

- Fabriqué en polystyrène
- Convient pour les tuyaux gainables (voir les diamètres de fixation selon le tableau)

**MEHRFACHE „T“-VERZWEIGUNG AUS GESINTERTEM POLYSTYROL FÜR KANALISIERTE ROHRE**

**TECHNISCHE EIGENSCHAFTEN**

- Aus gesintertem Polystyrol
- Geeignet für kanalisierte Rohre (siehe Anschlussdurchmesser in der Tabelle)



CODE	DESCRIPTION	DIMENSIONS			U.M.	Pieces per box
		A mm	B mm	C [mm]		
PWD400194	*T SHAPED POLYSTYRENE MULTIPLE BY-PASS FOR DUCTED PIPES 200/150	472	398	280	PCS	1



**3-WAY LATERAL SHUNT FOR DUCTED PIPES**

**TECHNICAL SPECIFICATIONS**

- Made of HD PE.
- 3 Multi-diameter couplings

**ANTI CONDENSATION**

**DÉRIVATION LATÉRALE À 3 VOIES POUR TUYAUX CANALISÉS**

**CARACTÉRISTIQUES TECHNIQUES**

- Fabriqué en PE HD.
- 3 connexions multi-diamètres

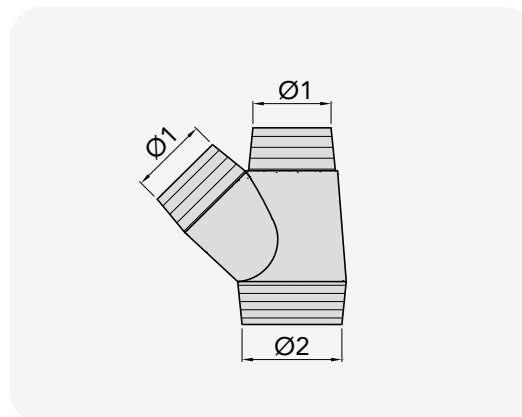
**ANTI CONDENSATION**

**3-WEGE-SEITENVERZWEIGUNG FÜR KANALISIERTE LEITUNGEN**

**TECHNISCHE EIGENSCHAFTEN**

- Hergestellt aus HD PE.
- 3 Anschlüsse mit mehreren Durchmessern

**KONDENSATFREI**



CODE	DESCRIPTION	DIM. Ø1 mm	DIM. Ø2 mm	U.M.	Pieces per box
11126375	HDPE SINGLE BRANCH TAKE OFF Ø 200/150/150	150	200	PCS	1
PWC400006	LATERALE BRANCH 3 WAYS FOR DUCTED PIPES Ø250/200	200	250	PCS	1
11176235	REDUCTION FOR ADAPTOR 200 - 150 mm	--	--	PCS	1





**4-WAY SHUNT FOR DUCTED PIPES**

**TECHNICAL SPECIFICATIONS**

- Made of HD PE.
- 4 Multi-diameter couplings

**ANTI CONDENSATION**

**DÉRIVATION À 4 VOIES POUR TUYAUX CANALISÉS**

**CARACTÉRISTIQUES TECHNIQUES**

- Fabriqué en PE HD.
- 4 connexions multi-diamètres

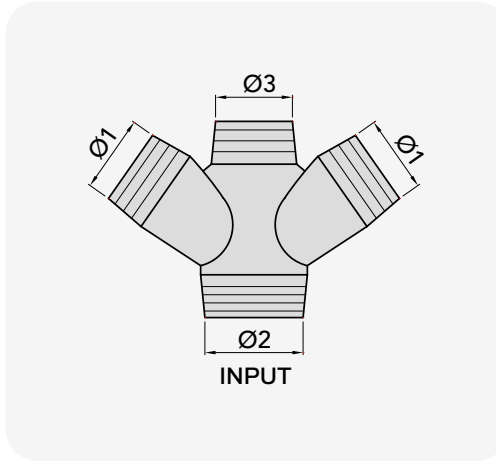
**ANTI CONDENSATION**

**4-WEGE-VERZWEIGUNG FÜR KANALISIERTE LEITUNGEN**

**TECHNISCHE EIGENSCHAFTEN**

- Hergestellt aus HD PE.
- 4 Anschlüsse mit mehreren Durchmessern

**KONDENSATFREI**



**Datasheet**



CODE	DESCRIPTION	DIM. Ø1 mm	DIM. Ø2 mm	DIM. Ø3 mm	U.M.	Pieces per box
11126380	HDPE DOUBLE BRANCH TAKE OFF Ø 200/150/150/150	150	200	150	PCS	1

**MULTIPLE "Y" SHUNT FOR DUCTED PIPES**

**TECHNICAL SPECIFICATIONS**

- Made of structural 10mm thick
- 3 different diameters
- Operating temperature: 0°C to +70°C
- High insulation and soundproofing properties

**ANTI CONDENSATION**

**DÉRIVATION EN « Y » MULTIPLE POUR TUYAUX CANALISÉS**

**CARACTÉRISTIQUES TECHNIQUES**

- Fabriqué en structure de 10 mm d'épaisseur
- 3 diamètres différents
- Température de fonctionnement : 0°C à +70°C
- Propriétés d'isolation et d'insonorisation élevées

**ANTI CONDENSATION**

**MEHRFACHE "Y"-ABZWEIGUNG FÜR KANALISIERTE ROHRE**

**TECHNISCHE EIGENSCHAFTEN**

- Aus einer 10 mm starken Struktur
- 3 verschiedene Durchmesser
- Betriebstemperatur: Von 0°C bis +70°C
- Hohe Isolations- und Schalldämmeigenschaften

**KONDENSATFREI**



**Datasheet**



CODE	DESCRIPTION	FOR PIPES	U.M.	Pieces per box
11161803	LARGE Y-BRANCH	250 - 200 - 150	PCS	1
11161804	SMALL Y-BRANCH	160 - 140 - 127	PCS	1

## 🇬🇧 MULTI-HOLE TAPE

### TECHNICAL SPECIFICATIONS

- Suspension belt in galvanised steel for rectangular and circular ducts.
- Thickness x width: 0,5 x 17mm - Length: 25m

## 🇫🇷 RUBAN À TROUS MULTIPLES

### CARACTÉRISTIQUES TECHNIQUES

- Ruban pour suspension en acier galvanisé pour conduits rectangulaires et circulaires.
- Épaisseur x largeur : 0,5 x 17 mm - longueur : 25 m

## 🇩🇪 MEHRLOCHBAND

### TECHNISCHE EIGENSCHAFTEN

- Hängeband aus verzinktem Stahl für rechteckige und kreisförmige Kanäle.
- Dicke x Breite: 0,5 x 17 mm - Länge: 25 m



CODE	DESCRIPTION	U.M.	Pieces per box
31500590	MULTI-HOLE TAPE	PCS	1

Datasheet



## 🇬🇧 HOSE CLAMP IN STAINLESS STEEL AISI 430

## 🇫🇷 COLLIER DE SERRAGE EN ACIER INOX AISI 430

## 🇩🇪 SCHLAUCHSCHELLE AUS EDELSTAHL AISI 430



Ideal for closing the flexible hoses to the plenum collars

CODE	DESCRIPTION	THICKNESS [mm]	WIDTH [mm]	U.M.	Pieces per box
22200121	PIPE CLAMPS STAINLESS STEEL Ø 80 - 100 mm	0,8	10	PCS	1
22200131	PIPE CLAMPS STAINLESS STEEL Ø 100 - 120 mm	0,8	10	PCS	1
22200141	PIPE CLAMPS STAINLESS STEEL Ø 120 - 140 mm	0,8	10	PCS	1
22200151	PIPE CLAMPS STAINLESS STEEL Ø 140 - 160 mm	0,8	10	PCS	1
22200161	PIPE CLAMPS STAINLESS STEEL Ø 160 - 180 mm	0,8	10	PCS	1
22200171	PIPE CLAMPS STAINLESS STEEL Ø 200 - 220 mm	0,8	10	PCS	1
22200181	PIPE CLAMPS STAINLESS STEEL Ø 220 - 240 mm	0,8	10	PCS	1
22200191	PIPE CLAMPS STAINLESS STEEL Ø 250 - 270 mm	0,8	10	PCS	1

Datasheet



## 🇬🇧 HOSE CLAMP

### TECHNICAL SPECIFICATIONS

- Steel hose clamp (30m) + 50 pull hooks.

## 🇫🇷 COLLIER DE SERRAGE

### CARACTÉRISTIQUES TECHNIQUES

- Collier de serrage en acier métallique (30 m) + 50 crochets de traction.

## 🇩🇪 SCHLAUCHSCHELLE

### TECHNISCHE EIGENSCHAFTEN

- Schelle für Stahlrohre aus Metall (30 m) + 50 Zughaken.



CODE	DESCRIPTION	U.M.	Pieces per box
11150031	STAINLESS STEEL DUCT STRAP (30 mt) + 50 TIGHTENING FASTENERS	PCS	1

Datasheet



 **ALUMINIUM MESH ADHESIVE STRAP**

**TECHNICAL SPECIFICATIONS**

- Thickness: 83 µm
- Operating temperature: -30°C to +120°C

 **BANDAGE ADHÉSIF EN MAILLE D'ALUMINIUM**

**CARACTÉRISTIQUES TECHNIQUES**


- Épaisseur : 83 µm
- Température de fonctionnement : -30°C à +120°C

 **ALU-NETZKLEBEBAND**

**TECHNISCHE EIGENSCHAFTEN**

- Stärke: 83 µm
- Betriebstemperatur: Von -30°C bis +120°C



CODE	DESCRIPTION	U.M.	 Pieces per box
11150060	ALUMINIUM FOIL SCRIM-MESH ADHESIVE TAPE 50 mm x LENGTH 50 mt	PCS	1
11150062	ALUMINIUM FOIL SCRIM-MESH ADHESIVE TAPE 75 mm x LENGTH 50 mt	PCS	1
11150064	ALUMINIUM FOIL SCRIM-MESH ADHESIVE TAPE 100 mm x LENGTH 50 mt	PCS	1

**Datasheet**



 **ALUMINIUM ADHESIVE STRAP**

**TECHNICAL SPECIFICATIONS**

- Thickness: 30 µm
- Operating temperature: -30°C to +120°C

 **BANDAGE ADHÉSIF EN ALUMINIUM**

**CARACTÉRISTIQUES TECHNIQUES**

- Épaisseur : 30 µm
- Température de fonctionnement : -30°C à +120°C

 **ALU-KLEBEBAND**

**TECHNISCHE EIGENSCHAFTEN**

- Stärke: 30 µm
- Betriebstemperatur: Von -30°C bis +120°C



CODE	DESCRIPTION	U.M.	 Pieces per box
11150051	ADHESIVE ALUMINIUM TAPE WIDTH 50 mm x LENGTH 50 mt	PCS	1
11150054	ADHESIVE TAPE IN ALUMINIUM 75 mm x LENGTH 50 mt	PCS	1
11150055	ADHESIVE ALUMINIUM TAPE WIDTH 100 mm x LENGTH 50 mt	PCS	1

**Datasheet**



 **ULTRA-RESISTANT PE-MESH ADHESIVE FABRIC**

**TECHNICAL SPECIFICATIONS**

- Spessore: 180 Micron
- Temperatura di esercizio: da -20°C a +80°C

 **TOILE ADHÉSIVE EN PE-RÉTINÉ ULTRARÉSISTANT**

**CARACTÉRISTIQUES TECHNIQUES**


- Spessore: 180 Micron
- Temperatura di esercizio: da -20°C a +80°C

 **ULTRASTARKES KLEBENDES PE-GENETZTES GEWEBE**

**TECHNISCHE EIGENSCHAFTEN**

- Spessore: 180 Micron
- Temperatura di esercizio: da -20°C a +80°C



CODE	DESCRIPTION	U.M.	 Pieces per box
11128080	PE SCRIM CLOTH DUCT TAPE ULTRA-RESISTANT 50 mt x 50 mt - SILVER	PCS	1
11128082	PE SCRIM CLOTH DUCT TAPE ULTRA-RESISTANT 50 mt x 50 mt - BLACK	PCS	1
11128084	PE SCRIM CLOTH DUCT TAPE ULTRA-RESISTANT 50 mt x 50 mt - WHITE	PCS	1
11128086	PE SCRIM CLOTH DUCT TAPE ULTRA-RESISTANT 50 mt x 50 mm - YELLOW	PCS	1
11128088	PE SCRIM CLOTH DUCT TAPE ULTRA-RESISTANT 50 mt x 50 mt - BLUE	PCS	1
11128090	PE SCRIM CLOTH DUCT TAPE ULTRA-RESISTANT 50 mt x 50 mt - RED	PCS	1

**Datasheet**



## TECHNICAL FEATURES OF PAL PANELS



### Water absorption

The panel, when immersed in water for 24 hours, shows in a weight increase of less than 0.05% in volume



### Working temperature

The panel can be used without any alteration at the following temperature: from -30°C to +80°C



### Compressive strength

The level of compressive stress according to UNI EN 13165:2009 standard is: CS (10/y)255



### Permeability

The permeability to vapour on both sides of the panel coated with 80-micron aluminium foil approaches  $\infty$  and is, therefore, impermeable to vapour



### Resistance to pressure

The maximum working pressure declared and guaranteed is 1500 pa, without any damage or cracks appearing on the ducts



### Thermal conductivity

The panel has a thermal conductivity coefficient of  $\lambda=0,0183$  w/mk (panel without aluminium coating) and  $\lambda=0,0178$  w/mk (with aluminium coating)



### Air tightness

The ducts made with polyiso w. panel are classified in class C in accordance with the norm UNI EN 13403:2008 and UNI EN 1507:2008. The loss measured is 0.0761 l/(sxm<sup>2</sup>) specifically for 1500 pa pressure applied



### Density

Expanded polyurethane has a density of 49 kg/m<sup>3</sup> with a tolerance of  $\pm 2$  kg/m<sup>3</sup>. Polyurethane foam is made using expanding agents without CFC or HCFC



### Reaction to fire

The panel is certified and approved in Italy in r.f. class 0-1 according to Italian min. Decree 26.06.84 "certification of reaction to fire and approval of material for preventing fires". In addition, according to Euroclass regulation (norm UNI EN 13501-1:2007). The panel is classified with reaction to fire class: B-S3,D0



**ALUMINIUM PANEL IN PAL POLYURETHANE FOAM FOR DUCTS AND PLENUM**

**TECHNICAL SPECIFICATIONS**

- Coated on both sides with 80 µm thick embossed aluminium
- Material thickness 20 mm
- Density 49 kg/m<sup>3</sup>
- Reaction to fire class: B-s3,d0
- Temperature: -30°C to +80°C

**THICKNESS 20 mm**

**PANNEAU EN ALUMINIUM EN MOUSSE DE POLYURÉTHANE PAL POUR LES GOULOTTES ET LE PLÉNUM**

**CARACTÉRISTIQUES TECHNIQUES**

- Revêtement des deux côtés avec de l'aluminium gaufré de 80 µm d'épaisseur
- Épaisseur du matériau 20 mm
- Densité 49 kg/m<sup>3</sup>
- Classe de réaction au feu : B-s3,d0
- Température : -30°C à +80°C

**ÉPAISSEUR 20 mm**

**ALUMINIUMPLATTE AUS POLYURETHANSCHAUM PAL FÜR KANÄLE UND PLENUM**

**TECHNISCHE EIGENSCHAFTEN**

- Beidseitig beschichtet mit geprägtem Aluminium Stärke 80 µm
- Materialstärke 20 mm
- Dichte 49 kg/m<sup>3</sup>
- Brandreaktionsklasse: B-s3,d0
- Temperatur: Von -30°C bis +80°C


**MATERIALSTÄRKE 20 MM**



Mini pack 10 pcs

**EXAMPLE STRAIGHT CHANNEL ASSEMBLY**



CODE	DESCRIPTION	U.M.	 Pieces per box
50000000	"PAL" BOARD FOR PRODUCING DUCTING AND PLENUMS 3000 x 150 x 20 mm	PCS	1
50000001	"PAL" BOARD FOR PRODUCING DUCTING AND PLENUMS 3000 x 200 x 20 mm	PCS	1
50000002	"PAL" BOARD FOR PRODUCING DUCTING AND PLENUMS 3000 x 250 x 20 mm	PCS	1
50000003	"PAL" BOARD FOR PRODUCING DUCTING AND PLENUMS 3000 x 300 x 20 mm	PCS	1
50000005	"PAL" BOARD FOR PRODUCING DUCTING AND PLENUMS 3000 x 400 x 20 mm	PCS	1
50000006	"PAL" BOARD FOR PRODUCING DUCTING AND PLENUMS 3000 x 500 x 20 mm	PCS	1
50000056	"PAL" BOARD FOR PRODUCING DUCTING AND PLENUMS 3000 x 600 x 20 mm	PCS	1
50000058	"PAL" BOARD FOR PRODUCING DUCTING AND PLENUMS 3000 x 800 x 20 mm	PCS	1
50000060	"PAL" BOARD FOR PRODUCING DUCTING AND PLENUMS 3000 x 1000 x 20 mm	PCS	1
50000062	"PAL" BOARD FOR PRODUCING DUCTING AND PLENUMS 3000 x 1200 x 20 mm	PCS	1
50000004	"PAL" BOARD FOR PRODUCING DUCTING AND PLENUMS 3000 x 300 x 20 mm	PCS	1

**Datasheet**



**DUCT KIT: STRAIGHT ALUMINISED PANEL IN SHAPED PAL POLYURETHANE FOAM**

**TECHNICAL SPECIFICATIONS**

- Coated on both sides with 80 µm thick embossed aluminium
- Material thickness 20 mm
- Density 49 kg/m<sup>3</sup>
- Reaction to fire class B-s3,d0
- Temperature: -30°C to +80°C

**THICKNESS 20 mm**

**KIT CANAL : PANNEAU DROIT ALUMINISÉ EN MOUSSE POLYURÉTHANE PAL PRÉFORMÉ**

**CARACTÉRISTIQUES TECHNIQUES**

- Revêtement des deux côtés avec de l'aluminium gaufré de 80 µm d'épaisseur
- Épaisseur du matériau 20 mm
- Densité 49 kg/m<sup>3</sup>
- Classe de réaction au feu B-s3,d0
- Température : -30°C à +80°C

**ÉPAISSEUR 20 mm**

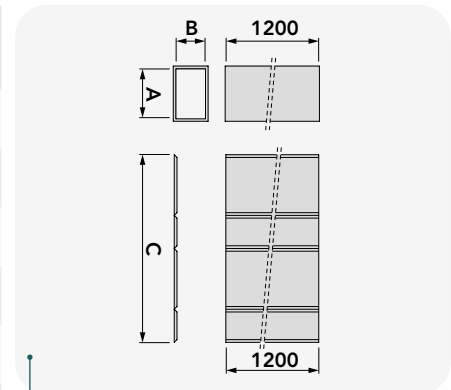
**KANALBAUSATZ: GERADE ALUMINISIERTE PLATTE AUS GEFORMTEM POLYURETHAN-SCHAUM PAL**

**TECHNISCHE EIGENSCHAFTEN**

- Beidseitig beschichtet mit geprägtem Aluminium Stärke 80 µm
- Materialstärke 20 mm
- Dichte 49 kg/m<sup>3</sup>
- Brandreaktionsklasse B-s3,d0
- Temperatur: Von -30°C bis +80°C

**MATERIALSTÄRKE 20 mm**


CODE	DESCRIPTION	DIMENSIONS			U.M.	Pieces per box
		A mm	B mm	C [mm]		
PWC600007	DUCT KIT: STRAIGHT ALUMINISED PANEL IN SHAPED POLYURETHANE FOAL (PAL) 150x150 L=1200	150	150	760	KIT	1
PWC600009	DUCT KIT: STRAIGHT ALUMINISED PANEL IN SHAPED POLYURETHANE FOAL (PAL) 250x150 L=1200	250	150	960	KIT	1
PWC600010	DUCT KIT: STRAIGHT ALUMINISED PANEL IN SHAPED POLYURETHANE FOAL (PAL) 300x150 L=1200	300	150	1060	KIT	1
PWC600011	DUCT KIT: STRAIGHT ALUMINISED PANEL IN SHAPED POLYURETHANE FOAL (PAL) 400x150 L=1200	400	150	1260	KIT	1
PWC600012	DUCT KIT: STRAIGHT ALUMINISED PANEL IN SHAPED POLYURETHANE FOAL (PAL) 500x150 L=1200	500	150	1460	KIT	1
PWC600013	DUCT KIT: STRAIGHT ALUMINISED PANEL IN SHAPED POLYURETHANE FOAL (PAL) 600x150 L=1200	600	150	1660	KIT	1
PWC600014	DUCT KIT: STRAIGHT ALUMINISED PANEL IN SHAPED POLYURETHANE FOAL (PAL) 200x200 L=1200	200	200	960	KIT	1
PWC600015	DUCT KIT: STRAIGHT ALUMINISED PANEL IN SHAPED POLYURETHANE FOAL (PAL) 250x200 L=1200	250	200	1060	KIT	1
PWC600016	DUCT KIT: STRAIGHT ALUMINISED PANEL IN SHAPED POLYURETHANE FOAL (PAL) 300x200 L=1200	300	200	1160	KIT	1
PWC600017	DUCT KIT: STRAIGHT ALUMINISED PANEL IN SHAPED POLYURETHANE FOAL (PAL) 400x200 L=1200	400	200	1360	KIT	1
PWC600018	DUCT KIT: STRAIGHT ALUMINISED PANEL IN SHAPED POLYURETHANE FOAL (PAL) 500x200 L=1200	500	200	1560	KIT	1
PWC600019	DUCT KIT: STRAIGHT ALUMINISED PANEL IN SHAPED POLYURETHANE FOAL (PAL) 600x200 L=1200	600	200	1760	KIT	1
PWC600022	DUCT KIT: STRAIGHT ALUMINISED PANEL IN SHAPED POLYURETHANE FOAL (PAL) 1200x200 L=1200	1200	200	2960	KIT	1
PWC600024	DUCT KIT: STRAIGHT ALUMINISED PANEL IN SHAPED POLYURETHANE FOAL (PAL) 300x250 L=1200	300	250	1260	KIT	1
PWC600026	DUCT KIT: STRAIGHT ALUMINISED PANEL IN SHAPED POLYURETHANE FOAL (PAL) 500x250 L=1200	500	250	1660	KIT	1
PWC600027	DUCT KIT: STRAIGHT ALUMINISED PANEL IN SHAPED POLYURETHANE FOAL (PAL) 600x250 L=1200	600	250	1860	KIT	1
PWC600029	DUCT KIT: STRAIGHT ALUMINISED PANEL IN SHAPED POLYURETHANE FOAL (PAL) 1000x250 L=1200	1000	250	2660	KIT	1
PWC600030	DUCT KIT: STRAIGHT ALUMINISED PANEL IN SHAPED POLYURETHANE FOAL (PAL) 1200x250 L=1200	1200	250	3060	KIT	1
PWC600031	DUCT KIT: STRAIGHT ALUMINISED PANEL IN SHAPED POLYURETHANE FOAL (PAL) 300x300 L=1200	300	300	1360	KIT	1
PWC600032	DUCT KIT: STRAIGHT ALUMINISED PANEL IN SHAPED POLYURETHANE FOAL (PAL) 400x300 L=1200	400	300	1560	KIT	1
PWC600033	DUCT KIT: STRAIGHT ALUMINISED PANEL IN SHAPED POLYURETHANE FOAL (PAL) 500x300 L=1200	500	300	1760	KIT	1
PWC600034	DUCT KIT: STRAIGHT ALUMINISED PANEL IN SHAPED POLYURETHANE FOAL (PAL) 600x300 L=1200	600	300	1960	KIT	1
PWC600035	DUCT KIT: STRAIGHT ALUMINISED PANEL IN SHAPED POLYURETHANE FOAL (PAL) 800x300 L=1200	800	300	2360	KIT	1
PWC600038	DUCT KIT: STRAIGHT ALUMINISED PANEL IN SHAPED POLYURETHANE FOAL (PAL) 400x400 L=1200	400	400	1760	KIT	1
PWC600039	DUCT KIT: STRAIGHT ALUMINISED PANEL IN SHAPED POLYURETHANE FOAL (PAL) 500x400 L=1200	500	400	1960	KIT	1
PWC600042	DUCT KIT: STRAIGHT ALUMINISED PANEL IN SHAPED POLYURETHANE FOAL (PAL) 1000x400 L=1200	1000	400	2960	KIT	1



**THE KIT CONTAINS**

- 1 Moulded polyurethane foam (PAL) panel (length 1200 m);
- 2 m of aluminium tape;
- 4 corner brackets;
- 8 "L" brackets;
- 4 PVC "H" profiles (2 pieces height B + 2 pieces width A - see dimensions in table);
- 8 Concealed aluminium flanges (4 pieces height B + 4 pieces width A - see dimensions in table);
- 1 Soft spatula for smoothing aluminium tape;
- 1 Silicone cartridge.

**EXAMPLE STRAIGHT CHANNEL ASSEMBLY**



**Datasheet**



**NOTE:** Shipping costs for the PAL panels are on customers.






-  SILICON SEALANT
-  MASTIC SILICONE
-  SILIKON-DICHTSTOFF



Datasheet



CODE	DESCRIPTION
50002018	SILICON SEALANT

-  "U" PROFILE
-  PROFILÉ EN « U »
-  „U“-PROFIL







- Length 4 m
- Pack min.10 pcs.

Datasheet



CODE	DESCRIPTION
50001010	U-CHANNEL

-  "F" PROFILE
-  PROFILÉ EN « F »
-  „F“-PROFIL






- Length 4 m
- Pack min.10 pcs.

Datasheet



CODE	DESCRIPTION
50001011	F-CHANNEL

-  GALVANISED BRACKET
-  ÉQUERRE GALVANISÉE
-  VERZINKTES BÜGEL






- Pack min.50 pcs.

Datasheet



CODE	DESCRIPTION
50001015	GALVANISED ANGLE COUPLER




-  GLUE
-  COLLE
-  KLEBSTOFF



Datasheet



CODE	DESCRIPTION
50002020	GLUE 500 gr
50002021	GLUE 5 Kg

-  SELF-ADHESIVE GASKET
-  JOINT AUTO-ADHÉSIF
-  SELBSTKLEBENDE DICHTUNG






- Length 2 m

Datasheet



CODE	DESCRIPTION
50002024	SELF-ADHESIVE SEAL 2 mt




 COMBI CUTTER  
 CUTTER COMBI  
 KOMBISCHNEIDER




Datasheet



CODE	DESCRIPTION
50002025	COMBI CUTTER
50002026	SPARE CUTT.BLADE

 CONCEALED FLANGE  
 BRIDE ESCAMOTABLE  
 EINBAUFLANSCH







- Length 2 m
- Pack min.10 pcs.

Datasheet



CODE	DESCRIPTION
50001012	CONCEALED FLANGE

 SELF-ADHESIVE SUPPORT  
 SUPPORT AUTOCOLLANT  
 SELBSTKLEBENDE HALTERUNG






- Pack min. 100 pcs.

Datasheet



CODE	DESCRIPTION
50001014	SELF-ADHESIVE SUPPORTS

 PVC "H" PROFILE  
 PROFILÉ EN « H » EN PVC  
 „H“-PROFIL AUS PVC



- Length 2 m

Datasheet



CODE	DESCRIPTION
50001013	PVC H-CHANNEL

 SUPPORT FOR "L" DUCT  
 SUPPORT POUR CANAL EN « L »  
 HALTERUNG FÜR „L“-KANAL



- Pack min. 20 pcs.

Datasheet



CODE	DESCRIPTION
11161868	"L" SUPPORT FOR CHANNEL

 SUPPORT FOR "Z" DUCT  
 SUPPORT POUR CANAL EN « Z »  
 HALTERUNG FÜR „Z“-KANAL



- Pack min. 20 pcs.

Datasheet



CODE	DESCRIPTION
11161869	"Z" SUPPORT FOR CHANNEL

# MICRO-PERFORATED PIPE FOR CIRCULAR DUCTS

The new micro-perforated pipe for circular ducts is available, only upon request, in a variety of colours, diameters and sheet thicknesses. It allows a homogeneous diffusion of the supply air at a greater distance, compared to traditional diffusers.

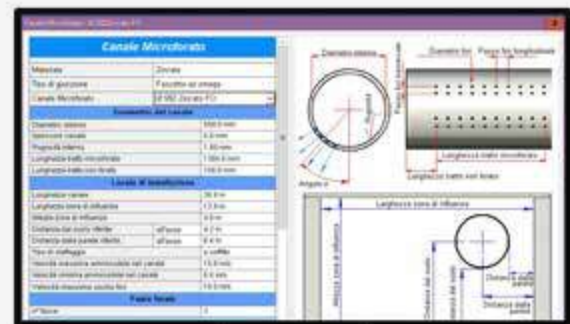
The diameter and the drilling pattern are calculated on the basis of the air flow rates and on the relative necessary projection.



**PAINTABLE ON REQUEST**

## PERFECTLY SUITABLE FOR:

- Commercial buildings
- Companies
- Production buildings
- Etc.



The sizing necessary to define the pipe structure is possible through a sophisticated calculation software that is used to provide a precise analysis of the air movement system in the environment.

For sizing write to [preventivi@tecnosystemi.com](mailto:preventivi@tecnosystemi.com)

## SPIRAL METALLIC RIGID CIRCULAR DUCT

### TECHNICAL SPECIFICATIONS

- Pipe length 3 m
- Made of galvanized steel
- Accessories complete with double lip EPDM gasket
- Sealing class C (UNI EN12237:2003 standard)
- Temperatures from -30°C to +100°C



## CONDUIT CIRCULAIRE RIGIDE MÉTALLIQUE SPIROÏDAL

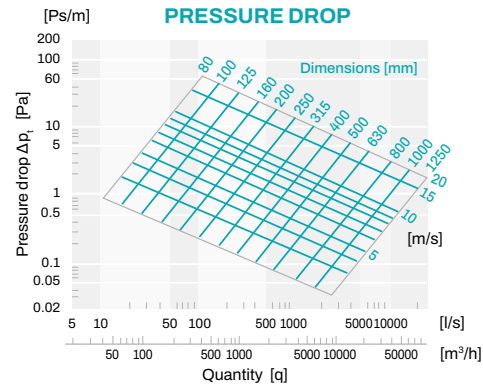
### CARACTÉRISTIQUES TECHNIQUES

- Longueur du tuyau 3 m
- Fabriqué en acier galvanisé
- Accessoires complets avec joint EPDM à double lèvre
- Classe d'étanchéité C (norme UNI EN12237:2003)
- Résistance à la température de -30°C à +100°C

## STEIFE, KREISFÖRMIGE SPIRALLEITUNG AUS METALL

### TECHNISCHE EIGENSCHAFTEN

- Rohrlänge 3 m
- Aus verzinktem Stahl
- Zubehör komplett mit EPDM-Dichtung mit Doppellippe
- Dichtungsklasse C (Uni EN12237: 2003-Norm)
- Temperaturbeständigkeit von -30°C bis +100°C



CODE	DESCRIPTION	THICKNESS [mm]	WEIGHT [mm]	U.M.	Pieces per box
31500010	CIRCULAR RIGID SPIRAL METAL DUCT Ø 80	0,5	1,19	PCS	1
31500020	CIRCULAR RIGID SPIRAL METAL DUCT Ø 100	0,5	1,38	PCS	1
31500030	CIRCULAR RIGID SPIRAL METAL DUCT Ø 125	0,5	1,73	PCS	1
31500040	CIRCULAR RIGID SPIRAL METAL DUCT Ø 160	0,5	2,21	PCS	1
31500050	CIRCULAR RIGID METAL DUCT Ø 200	0,5	2,77	PCS	1
31500060	CIRCULAR RIGID METAL DUCT Ø 250	0,6	4,31	PCS	1
31500062	CIRCULAR RIGID METAL DUCT Ø 300	0,6	5,18	PCS	1
PWC400001	CIRCULAR RIGID METAL DUCT Ø 315	0,6	5,44	PCS	1
31500064	CIRCULAR RIGID METAL DUCT Ø 355	0,6	6,13	PCS	1
31500066	CIRCULAR RIGID METAL DUCT Ø 400	0,8	9,21	PCS	1

Datasheet



NOTE: Shipping costs for take PAL panels are on customers.

## 90° SMOOTH CURVE

### TECHNICAL SPECIFICATIONS

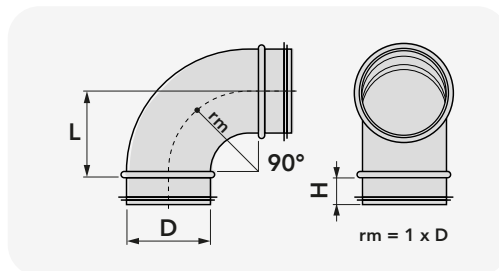
- Made of galvanized steel
- With double lip EPDM gasket



## COURBE LISSE 90°

### CARACTÉRISTIQUES TECHNIQUES

- Fabriqué en acier galvanisé
- Avec joint EPDM à double lèvre



## GLATTE 90°-KURVE

### TECHNISCHE EIGENSCHAFTEN

- Aus verzinktem Stahl
- Zubehör komplett mit EPDM-Dichtung mit Doppellippe

CODE	DESCRIPTION	D [mm]	rm [mm]	H [mm]	L [mm]	WEIGHT [kg]	U.M.	Pieces per box
31500070	SMOOTH CURVE 90° Ø 80	80	80	36	100	0,30	PCS	1
31500080	SMOOTH CURVE 90° Ø 100	100	100	36	100	0,40	PCS	1
31500090	SMOOTH CURVE 90° Ø 125	125	125	36	125	0,60	PCS	1
31500100	SMOOTH CURVE 90° Ø 160	160	160	36	160	1,00	PCS	1
31500110	SMOOTH CURVE 90° Ø 200	200	200	36	200	1,50	PCS	1
31500120	SMOOTH CURVE 90° Ø 250	250	250	36	250	2,40	PCS	1
31500122	SMOOTH CURVE 90° Ø 300	300	300	50	300	3,70	PCS	1
PWC500055	ELBOW A 90° Ø315	315	315	55	315	3,70	PCS	1
31500124	SMOOTH CURVE 90° Ø 355	355	355	55	-	4,11	PCS	1
31500126	SMOOTH CURVE 90° Ø 400	400	400	55	-	5,06	PCS	1

Datasheet





## 45° SMOOTH CURVE

### TECHNICAL SPECIFICATIONS

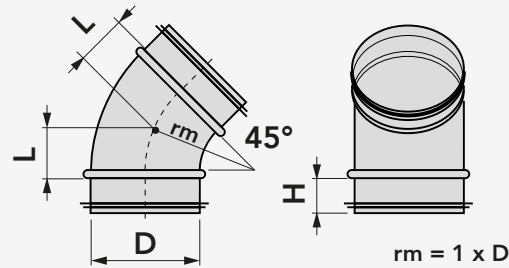
- Made of galvanized steel
- With double lip EPDM gasket



## COURBE LISSE 45°

### CARACTÉRISTIQUES TECHNIQUES

- Fabriqué en acier galvanisé
- Avec joint EPDM à double lèvre



## GLATTE 45°-KURVE

### TECHNISCHE EIGENSCHAFTEN

- Aus verzinktem Stahl
- Zubehör komplett mit EPDM-Dichtung mit Doppellippe

CODE	DESCRIPTION	D [mm]	rm [mm]	H [mm]	L [mm]	WEIGHT [kg]	U.M.	Pieces per box
31500130	SMOOTH CURVE 45° Ø 80	80	100	36	41	0,20	PCS	1
31500140	SMOOTH CURVE 45° Ø 100	100	100	36	41	0,30	PCS	1
31500150	SMOOTH CURVE 45° Ø 125	125	125	36	52	0,40	PCS	1
31500160	SMOOTH CURVE 45° Ø 160	160	160	36	66	0,60	PCS	1
31500170	SMOOTH CURVE 45° Ø 200	200	200	36	83	0,90	PCS	1
31500180	SMOOTH CURVE 45° Ø 250	250	250	36	104	1,30	PCS	1
31500182	SMOOTH CURVE 45° Ø 300	300	300	46	-	1,72	PCS	1
PWC500056	ELBOW A 45° Ø315	315	315	36	130	2,80	PCS	1
31500184	SMOOTH CURVE 45° Ø 355	355	355	55	-	2,50	PCS	1
31500186	SMOOTH CURVE 45° Ø 400	400	400	75	-	3,03	PCS	1

Datasheet



## MALE SLEEVE

### TECHNICAL SPECIFICATIONS

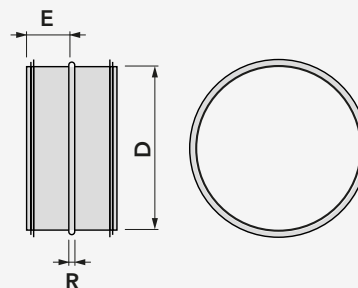
- Made of galvanized steel
- With double lip EPDM gasket



## MANCHON MÂLE

### CARACTÉRISTIQUES TECHNIQUES

- Fabriqué en acier galvanisé
- Avec joint EPDM à double lèvre



## MUFFE MÄNNLICH

### TECHNISCHE EIGENSCHAFTEN

- Aus verzinktem Stahl
- Zubehör komplett mit EPDM-Dichtung mit Doppellippe

CODE	DESCRIPTION	D [mm]	E [mm]	R [mm]	WEIGHT [kg]	U.M.	Pieces per box
31500190	MALE CONNECTING SLEEVE Ø 80	80	40	10	0,10	PCS	1
31500200	MALE CONNECTING SLEEVE Ø 100	100	40	10	0,12	PCS	1
31500210	MALE CONNECTING SLEEVE Ø 125	125	40	10	0,15	PCS	1
31500220	MALE CONNECTING SLEEVE Ø 160	160	40	10	0,19	PCS	1
31500230	MALE CONNECTING SLEEVE Ø 200	200	40	10	0,24	PCS	1
31500240	MALE CONNECTING SLEEVE Ø 250	250	45	10	0,30	PCS	1
31500242	MALE CONNECTING SLEEVE Ø 300	300	40	10	0,36	PCS	1
PWC500057	MALE COUPLING Ø315	315	40	8	0,38	PCS	1
31500244	MALE CONNECTING SLEEVE Ø 355	355	55	8	0,58	PCS	1
31500246	MALE CONNECTING SLEEVE Ø 400	400	40	10	0,65	PCS	1

Datasheet



 **FEMALE SLEEVE**

**TECHNICAL SPECIFICATIONS**

- Made of galvanized steel

 **MANCHON FEMELLE**

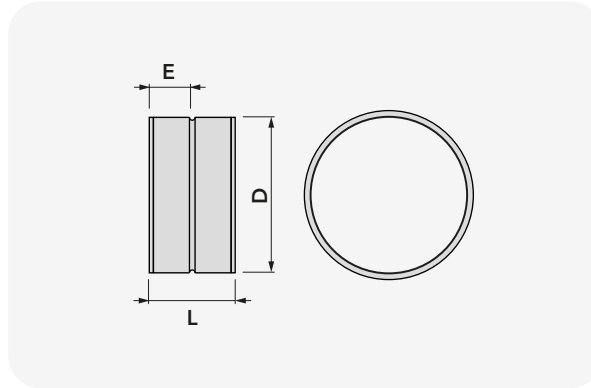
**CARACTÉRISTIQUES TECHNIQUES**


- Fabriqué en acier galvanisé

 **MUFFE WEIBLICH**

**TECHNISCHE EIGENSCHAFTEN**

- Aus verzinktem Stahl



CODE	DESCRIPTION	D [mm]	E [mm]	L [mm]	THICKNESS [mm]	WEIGHT [kg]	U.M.	 Pieces per box
31500250	FEMALE CONNECTING SLEEVE Ø 80	80	40	86	0,5	0,13	PCS	1
31500260	FEMALE CONNECTING SLEEVE Ø 100	100	40	86	0,5	0,16	PCS	1
31500270	FEMALE CONNECTING SLEEVE Ø 125	125	40	86	0,5	0,20	PCS	1
31500280	FEMALE CONNECTING SLEEVE Ø 160	160	40	86	0,5	0,26	PCS	1
31500290	FEMALE CONNECTING SLEEVE Ø 200	200	40	86	0,5	0,32	PCS	1
31500300	FEMALE CONNECTING SLEEVE Ø 250	250	40	86	0,5	0,41	PCS	1
31500302	FEMALE CONNECTING SLEEVE Ø 300	300	40	86	0,5	0,49	PCS	1
PWC500058	FEMALE COULING Ø315	315	40	86	0,5	0,51	PCS	1
31500304	FEMALE CONNECTING SLEEVE Ø 355	355	40	86	0,5	0,58	PCS	1
31500306	FEMALE CONNECTING SLEEVE Ø 400	400	40	86	0,5	0,65	PCS	1

**Datasheet**



 **MALE LABELLED SLEEVE**


**TECHNICAL SPECIFICATIONS**

- Made of galvanized steel
- With double lip EPDM gasket

 **MANCHON ÉTIQUETÉ MÂLE**

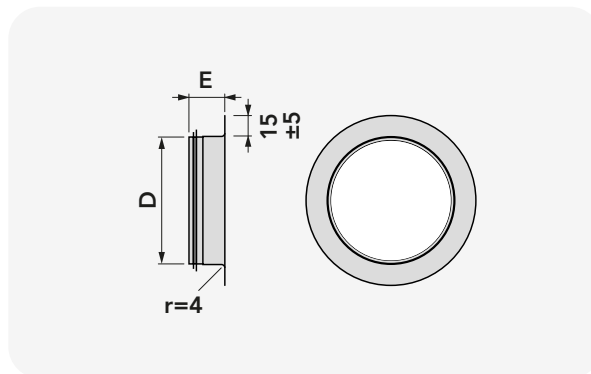
**CARACTÉRISTIQUES TECHNIQUES**


- Fabriqué en acier galvanisé
- Avec joint EPDM à double lèvre

 **VERSCHRAUBTE MUFFE MÄNNLICH**

**TECHNISCHE EIGENSCHAFTEN**

- Aus verzinktem Stahl
- Zubehör komplett mit EPDM-Dichtung mit Doppellippe



CODE	DESCRIPTION	D [mm]	E [mm]	WEIGHT [kg]	U.M.	 Pieces per box
31500310	MALE SLEEVE WITH GASKET Ø 80	80	55	0,1	PCS	1
31500320	MALE SLEEVE WITH GASKET Ø 100	100	55	0,1	PCS	1
31500330	MALE SLEEVE WITH GASKET Ø 125	120	40	0,1	PCS	1
31500340	MALE SLEEVE WITH GASKET Ø 160	155	40	0,1	PCS	1
31500350	MALE SLEEVE WITH GASKET Ø 200	200	40	0,2	PCS	1
31500360	MALE SLEEVE WITH GASKET Ø 250	250	60	0,3	PCS	1
31500362	MALE SLEEVE WITH GASKET Ø 300	300	35	0,3	PCS	1
PWC500041	MALE SLEEVE WITH GASKET Ø 315	315	60	0,3	PCS	1
31500364	MALE SLEEVE WITH GASKET Ø 355	355	60	0,4	PCS	1
31500366	MALE SLEEVE WITH GASKET Ø 400	400	60	0,6	PCS	1

**Datasheet**





## 90° SYMMETRICAL SHUNT

### TECHNICAL SPECIFICATIONS

- Made of galvanized steel
- With double lip EPDM gasket

## DÉRIVATION SYMÉTRIQUE À 90°

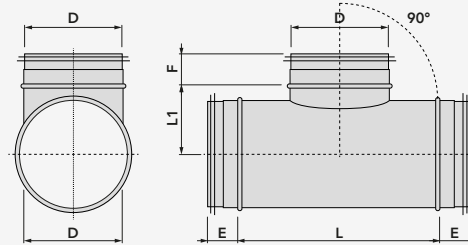
### CARACTÉRISTIQUES TECHNIQUES

- Fabriqué en acier galvanisé
- Avec joint EPDM à double lèvre

## SYMMETRISCHE 90°-VERZWEIGUNG

### TECHNISCHE EIGENSCHAFTEN

- Aus verzinktem Stahl
- Zubehör komplett mit EPDM-Dichtung mit Doppellippe



CODE	DESCRIPTION	D [mm]	E [mm]	F [mm]	L [mm]	L1 [mm]	WEIGHT [kg]	U.M.	Pieces per box
31500370	SYMMETRIC JUNCTION 90° Ø 80	75	36	36	140	52	0,40	PCS	1
31500380	SYMMETRIC JUNCTION 90° Ø 100	90	36	36	160	65	0,45	PCS	1
31500390	SYMMETRIC JUNCTION 90° Ø 125	120	36	36	190	83	0,63	PCS	1
31500400	SYMMETRIC JUNCTION 90° Ø 160	160	36	36	230	105	0,85	PCS	1
31500410	SYMMETRIC JUNCTION 90° Ø 200	195	45	30	320	125	1,28	PCS	1
31500420	SYMMETRIC JUNCTION 90° Ø 250	250	55	55	307	150	2,00	PCS	1
31500422	SYMMETRIC JUNCTION 90° Ø 300	300	36	36	370	175	2,56	PCS	1
PWC500042	SYMMETRIC JUNCTION 90° Ø 315	310	55	55	420	182	2,80	PCS	1
31500424	SYMMETRIC JUNCTION 90° Ø 355	355	55	55	425	203	3,69	PCS	1
31500426	SYMMETRIC JUNCTION 90° Ø 400	400	55	55	520	225	5,00	PCS	1

Datasheet



## 45° SYMMETRICAL SHUNT

### TECHNICAL SPECIFICATIONS

- Made of galvanized steel
- With double lip EPDM gasket

## DÉRIVATION SYMÉTRIQUE À 45°

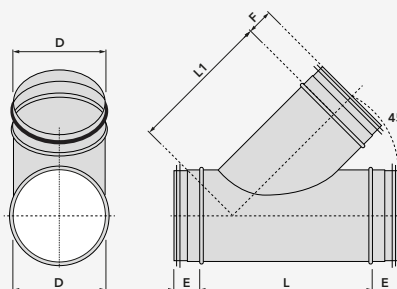
### CARACTÉRISTIQUES TECHNIQUES

- Fabriqué en acier galvanisé
- Avec joint EPDM à double lèvre

## SYMMETRISCHE 45°-VERZWEIGUNG

### TECHNISCHE EIGENSCHAFTEN

- Aus verzinktem Stahl
- Zubehör komplett mit EPDM-Dichtung mit Doppellippe



CODE	DESCRIPTION	E [mm]	F [mm]	L [mm]	L1 [mm]	WEIGHT [kg]	U.M.	Pieces per box
PWC500045	SIMMETRIC BRANCH 45° Ø 80	80	36	36	185	0,40	PCS	1
PWC500046	SIMMETRIC BRANCH 45° Ø 100	100	36	36	210	0,50	PCS	1
PWC500047	SIMMETRIC BRANCH 45° Ø 125	125	36	36	250	0,70	PCS	1
PWC500048	SIMMETRIC BRANCH 45° Ø 160	155	36	36	300	1,00	PCS	1
PWC500049	SIMMETRIC BRANCH 45° Ø 200	195	36	36	355	1,40	PCS	1
PWC500050	SIMMETRIC BRANCH 45° Ø 250	250	36	36	480	2,30	PCS	1
PWC500051	SIMMETRIC BRANCH 45° Ø 300	300	36	36	540	3,10	PCS	1
PWC500052	SIMMETRIC BRANCH 45° Ø 315	315	55	55	530	3,30	PCS	1
PWC500053	SIMMETRIC BRANCH 45° Ø 355	340	55	55	585	4,80	PCS	1
PWC500054	SIMMETRIC BRANCH 45° Ø 400	400	55	55	650	6,30	PCS	1

Datasheet



## MALE CAP

### TECHNICAL SPECIFICATIONS

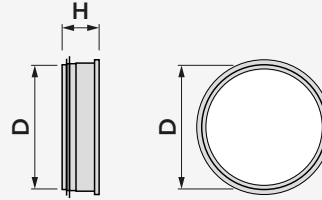
- Made of galvanized steel
- With double lip EPDM gasket



## BOUCHON MÂLE

### CARACTÉRISTIQUES TECHNIQUES


- Fabriqué en acier galvanisé
- Avec joint EPDM à double lèvre



## MÄNNLICHE-KAPPE

### TECHNISCHE EIGENSCHAFTEN

- Aus verzinktem Stahl
- Zubehör komplett mit EPDM-Dichtung mit Doppellippe

CODE	DESCRIPTION	H [mm]	WEIGHT [kg]	U.M.	 Pieces per box
31500430	MALE CAP Ø 80	45	0,13	PCS	1
31500440	MALE CAP Ø 100	50	0,17	PCS	1
31500450	MALE CAP Ø 125	45	0,22	PCS	1
31500460	MALE CAP Ø 160	50	0,31	PCS	1
31500470	MALE CAP Ø 200	45	0,43	PCS	1
31500480	MALE CAP Ø 250	61	0,59	PCS	1
31500482	MALE CAP Ø 300	35	0,81	PCS	1
PWC500043	MALE CAP Ø 315	35	0,87	PCS	1
31500484	MALE CAP Ø 355	60	1,05	PCS	1
31500486	MALE CAP Ø 400	58	1,26	PCS	1

Datasheet



## REDUCTION MALE SLEEVE

### TECHNICAL SPECIFICATIONS

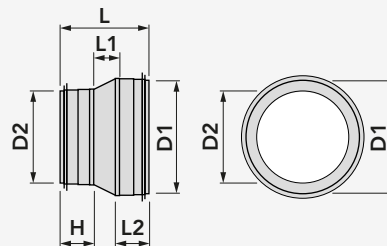
- Made of galvanized steel
- With double lip EPDM gasket



## MANCHON MÂLE DE RÉDUCTION

### CARACTÉRISTIQUES TECHNIQUES


- Fabriqué en acier galvanisé
- Avec joint EPDM à double lèvre



## REDUZIERMUFFE MÄNNLICH

### TECHNISCHE EIGENSCHAFTEN

- Aus verzinktem Stahl
- Zubehör komplett mit EPDM-Dichtung mit Doppellippe

CODE	DESCRIPTION	ØD1 [mm]	ØD2 [mm]	L [mm]	H [mm]	L1 [mm]	L2 [mm]	WEIGHT [kg]	U.M.	 Pieces per box
31500490	MALE REDUCTION CONNECTION SLEEVE Ø 100-80	100	80	110	40	18	55	0,20	PCS	1
31500500	MALE REDUCTION CONNECTION SLEEVE Ø 125-80	125	80	130	40	45	35	0,20	PCS	1
31500510	MALE REDUCTION CONNECTION SLEEVE Ø 125-100	125	100	92	35	22	35	0,20	PCS	1
31500520	MALE REDUCTION CONNECTION SLEEVE Ø 160-100	160	100	120	40	45	45	0,30	PCS	1
31500530	MALE REDUCTION CONNECTION SLEEVE Ø 160-125	160	125	95	35	26	35	0,20	PCS	1
31500540	MALE REDUCTION CONNECTION SLEEVE Ø 200-100	200	100	135	40	58	35	0,40	PCS	1
31500550	MALE REDUCTION CONNECTION SLEEVE Ø 200-125	200	120	125	40	45	40	0,30	PCS	1
31500552	MALE REDUCTION CONNECTION SLEEVE Ø 200-160	200	160	100	40	26	35	0,30	PCS	1
31500560	MALE REDUCTION CONNECTION SLEEVE Ø 250-200	250	200	110	40	31	35	0,60	PCS	1
31500562	MALE REDUCTION CONNECTION SLEEVE Ø 300-250	300	250	132	45	30	55	0,60	PCS	1
PWC500044	MALE REDUCTION CONNECTION SLEEVE Ø 315-300	315	300	195	65	65	60	0,70	PCS	1
31500564	MALE REDUCTION CONNECTION SLEEVE Ø 355-300	355	300	190	60	95	35	0,91	PCS	1
31500566	MALE REDUCTION CONNECTION SLEEVE Ø 400-355	400	355	195	60	80	55	1,20	PCS	1

Datasheet



**METAL FLOW REGULATION VALVE**

**TECHNICAL SPECIFICATIONS**

- Made of galvanized steel

**VANNE DE RÉGLAGE DE DÉBIT EN MÉTAL**

**CARACTÉRISTIQUES TECHNIQUES**

- Fabriqué en acier galvanisé

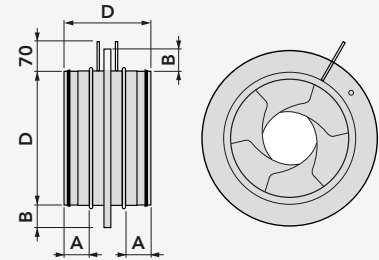
**DURCHFLUSSRATE-EIN-  
STELLVENTIL AUS METALL**

**TECHNISCHE EIGENSCHAFTEN**

- Aus verzinktem Stahl



Regulation valve for regulating damper for circular ducts



CODE	DESCRIPTION	DIMENSIONS				AIR FLOW RATE [m³/h]		U.M.	Pieces per box
		Ød	ØD	L	A	35dB (A)	55 dB (A)		
11161830	METAL CONTROL VALVE FOR DUCTS Ø 100	99	165	110	30	40	270	PCS	1
11161831	METAL CONTROL VALVE FOR DUCTS Ø 125	124	188	110	30	60	400	PCS	1
11161833	METAL CONTROL VALVE FOR DUCTS Ø 160	159	230	110	30	120	600	PCS	1
11161834	METAL CONTROL VALVE FOR DUCTS Ø 200	199	285	110	30	270	1100	PCS	1

[Datasheet](#)



**ACCESS DOOR FOR CIRCULAR AND RECTANGULAR DUCT**

**TECHNICAL SPECIFICATIONS**

- Made of galvanized steel
- The access hatch for circular channels can be used on tubes of Ø 150/160, 180/200, 250, 300/315, 350/355, 400/500 m

**PORTE D'ACCÈS POUR CONDUIT CIRCULAIRE ET RECTANGULAIRE**

**CARACTÉRISTIQUES TECHNIQUES**

- Fabriqué en acier galvanisé
- La porte d'accès pour les conduits circulaires peut être utilisée sur des tubes de Ø 150/160, 180/200, 250, 300/315, 350/355, 400/500 m

**ZUGANGSTÜR FÜR KREISFÖRMIGEN UND RECHTECKIGEN KANAL**

**TECHNISCHE EIGENSCHAFTEN**

- Aus verzinktem Stahl
- Die Zugangstür für Rundkanäle kann an Röhren von Ø 150/160, 180/200, 250, 300/315, 350/355, 400/500 m verwendet werden



FOR CIRCULAR DUCT



FOR RECTANGULAR DUCT

CODE	DESCRIPTION	U.M.	Pieces per box
11161841	ACCESS HATCH FOR ROUND DUCTS	PCS	1
11161840	ACCESS HATCH FOR RECTANGULAR DUCTS	PCS	1

[Datasheet](#)





## GRILLE WITH ADJUSTABLE FLAPS FOR CIRCULAR DUCTS

### TECHNICAL SPECIFICATIONS

- Made of galvanized steel
- Fastening by means of front screws
- Double row of flaps
- Natural finish



## GRILLE À AILETTES ORIENTABLES POUR CANAUX CIRCULAIRES

### CARACTÉRISTIQUES TECHNIQUES


- Fabriqué en acier galvanisé
- Fixation au moyen de vis avant
- Double rangée d'ailes
- Finition naturelle



## DÜSE MIT VERSTELLBAREN LAMELLEN FÜR KREIS FÖRMIGE KANÄLE

### TECHNISCHE EIGENSCHAFTEN

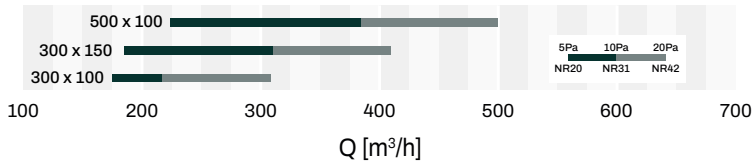
- Aus verzinktem Stahl
- Montage mit vorderen Schrauben
- Zweireihige Klappen
- Natürliches Oberfläche



### INSTALLATION EXAMPLE



### RAPID AIR FLOW RATE SELECTION



CODE	DIAMETER DUCT OF INSTALLATION	EXTERNAL FRAME DIMS	REAR PART DIMS	INSTALLATION HOLE DIMS	REAR PART DEPTH	THROW
	[mm]	[mm]	[mm]	[mm]	[mm]	T (m) Vt=0,25 m/s
11175130	200	330 x 125	290 x 90	300 x 100	63	8,55
11175135	200	530 x 125	490 x 90	500 x 100	63	12,33
11175140	300	330 x 175	290 x 140	300 x 150	70	10,71

CODE	DESCRIPTION	MEASURE	U.M.	Pieces per box	Datasheet
11175130	GRILLE WITH ADJUSTABLE BLADES FOR ROUND DUCTS 300 x 100	300 x 100	PCS	1	
11175135	GRILLE WITH ADJUSTABLE BLADES FOR ROUND DUCTS 500 x 100	500 x 100	PCS	1	
11175140	GRILLE WITH ADJUSTABLE BLADES FOR ROUND DUCTS 300 x 150	300 x 150	PCS	1	



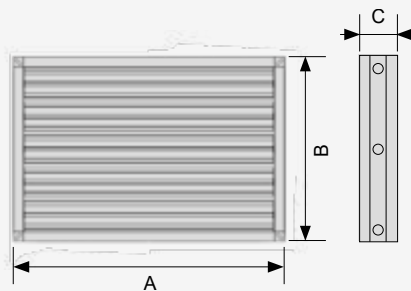
## CALIBRATION DAMPER FOR DELIVERY GRILLE FOR CIRCULAR DUCT



## FERMETURE DE CALIBRAGE POUR GRILLE D'ENTRÉE POUR GOULOTTE CIRCULAIRE



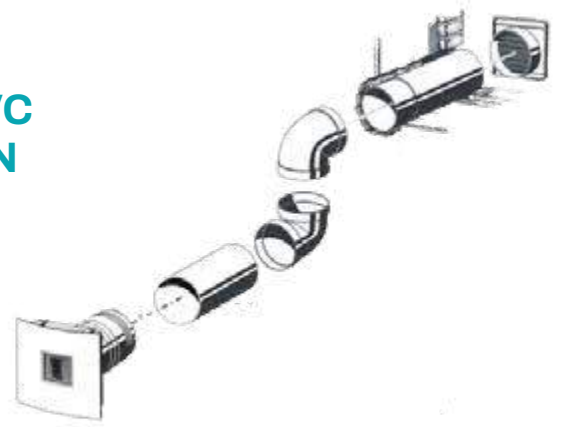
## KALIBRIERKLAPPE FÜR ABLUFTDÜSE FÜR KREIS FÖRMIGEN KANAL



CODE	DESCRIPTION	DIMENSIONS			U.M.	Pieces per box	Datasheet
		A [mm]	B [mm]	C [mm]			
11175132	300x100mm CALIBRATION DAMPER FOR INLET NOZZLE	290	90	43	PCS	1	
11175137	500x100mm CALIBRATION DAMPER FOR INLET NOZZLE	490	90	43	PCS	1	
11175142	300x150mm CALIBRATION DAMPER FOR INLET NOZZLE	290	140	43	PCS	1	

# ROUND DUCTS AND ACCESSORIES IN PVC FOR THE EXTRACTION AND VENTILATION

Suitable also for controlled mechanical ventilation systems



## TT

### 🇬🇧 PVC HOSE

#### TECHNICAL SPECIFICATIONS

- PVC
- Thickness 1 mm

### 🇫🇷 TUYAU EN PVC

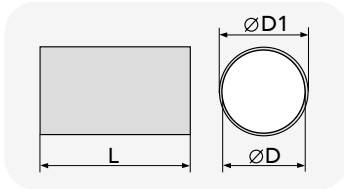
#### CARACTÉRISTIQUES TECHNIQUES

- Matériau PVC
- Épaisseur 1 mm

### 🇩🇪 PVC-SCHLAUCH

#### TECHNISCHE EIGENSCHAFTEN

- PVC-Material
- Stärke 1 mm



CODE	DESCRIPTION	ØD [mm]	ØD1 [mm]	U.M.	Pieces per box
11161370	PVC PIPE "TT100"	100	103	PCS	1
11161370B	PVC PIPE "TT 125"	125	128	PCS	1
11161370C	PVC PIPE "TT 150"	150	153	PCS	1
11161370D	"TT 200" CYLINDRICAL TUBE (Ø 200 L1500)	200	203	PCS	1

Datasheet



## TFT

### 🇬🇧 FLEXIBLE HOSE

#### TECHNICAL SPECIFICATIONS

- PVC
- Internal spiral
- Rapid installation

### 🇫🇷 TUBE FLEXIBLE

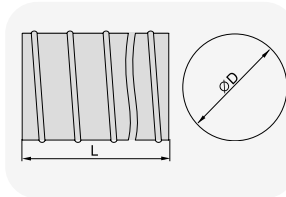
#### CARACTÉRISTIQUES TECHNIQUES

- Matériau PVC
- Spirale interne
- Installation rapide

### 🇩🇪 SCHLAUCH

#### TECHNISCHE EIGENSCHAFTEN

- PVC-Material
- Innenspirale
- Schnelle Montage



CODE	DESCRIPTION	ØD [mm]	L [mm]	U.M.	Pieces per box
11161377	FLEXIBLE DUCT "TFT" 100	100	3000	PCS	1
11161377B	FLEXIBLE DUCT "TFT" 125	125	3000	PCS	1

Datasheet



## CAP

### 🇬🇧 90° CURVE IN PVC

#### TECHNICAL SPECIFICATIONS

- PVC
- Male coupling with support stop

### 🇫🇷 COURBE EN PVC 90°

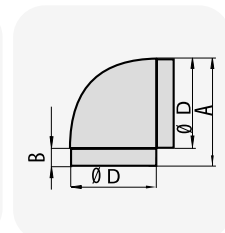
#### CARACTÉRISTIQUES TECHNIQUES

- Matériau PVC
- Accouplement mâle avec butée de support

### 🇩🇪 90°-KURVE AUS PVC

#### TECHNISCHE EIGENSCHAFTEN

- PVC-Material
- Außengewinde mit Stützanschlag



CODE	DESCRIPTION	A [mm]	B [mm]	ØD [mm]	U.M.	Pieces per box
11161371	PVC 90° ELBOW - "CAP" 100	137	30	100	PCS	1
11161371B	PVC 90° ELBOW - "CAP" 125	164	30	125	PCS	1
11161371C	PVC 90° ELBOW - "CAP" 150	189	39	150	PCS	1

Datasheet



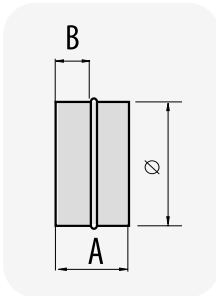


# MDG

## COUPLING SLEEVE

### TECHNICAL SPECIFICATIONS

- PVC
- Male coupling with support stop



## TUYAU EN PVC

### CARACTÉRISTIQUES TECHNIQUES

- Matériau PVC
- Accouplement mâle avec butée de support

## ANSCHLUSSMUFFE

### TECHNISCHE EIGENSCHAFTEN

- PVC-Material
- Außengewinde mit Stützanschlag

CODE	DESCRIPTION	A [mm]	B [mm]	Ø [mm]	U.M.	Pieces per box
11161372	COUPLER "MDG" 100	62	30	100	PCS	1
11161372B	COUPLER "MDG" 125	62	30	125	PCS	1
11161372C	COUPLER "MDG" 150	62	30	150	PCS	1

Datasheet

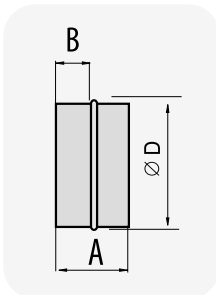


# MGV

## COUPLING SLEEVE WITH VALVE

### TECHNICAL SPECIFICATIONS

- PVC
- Male coupling with support stop
- Unidirectional valve with end stop



## MANCHON DE RACCORDEMENT AVEC VANNE

### CARACTÉRISTIQUES TECHNIQUES

- Matériau PVC
- Accouplement mâle avec butée de support
- Soupape unidirectionnelle avec butée d'arrêt

## ANSCHLUSSMUFFE MIT VENTIL

### TECHNISCHE EIGENSCHAFTEN

- PVC-Material
- Außengewinde mit Stützanschlag
- Einwegventil mit Anschlag

CODE	DESCRIPTION	A [mm]	B [mm]	Ø [mm]	U.M.	Pieces per box
11161373	COUPLER WITH SHUTTER "MGV" 100	62	30	100	PCS	1
11161373B	COUPLER WITH SHUTTER "MGV" 125	62	30	125	PCS	1
11161373C	COUPLER WITH SHUTTER "MGV" 150	62	30	150	PCS	1

Datasheet

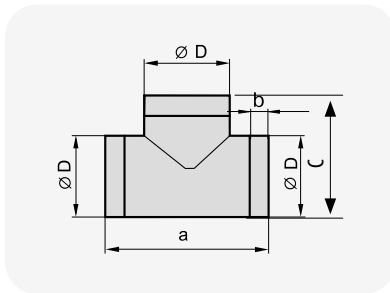


# DTP

## "T" SHUNT IN PVC

### TECHNICAL SPECIFICATIONS

- PVC
- Male coupling with support stop



## DÉRIVATION EN « T » EN PVC

### CARACTÉRISTIQUES TECHNIQUES

- Matériau PVC
- Accouplement mâle avec butée de support

## "T"-ABZWEIGUNG AUS PVC

### TECHNISCHE EIGENSCHAFTEN

- PVC-Material
- Außengewinde mit Stützanschlag

CODE	DESCRIPTION	A [mm]	B [mm]	C [mm]	Ø D [mm]	U.M.	Pieces per box
11161374	PVC T-BRANCH "DTP" 100	173	30	130	100	PCS	1
11161374B	PVC T-BRANCH "DTP" 125	198	30	165	125	PCS	1
11161374C	PVC T-BRANCH "DTP" 150	223	30	189	150	PCS	1

Datasheet





# PMT

## 🇬🇧 PVC WALL PLATE WITH HOLE

### TECHNICAL SPECIFICATIONS

- PVC
- 4 holes for wall mounting

## 🇫🇷 PLAQUE MURALE EN PVC AVEC TROU

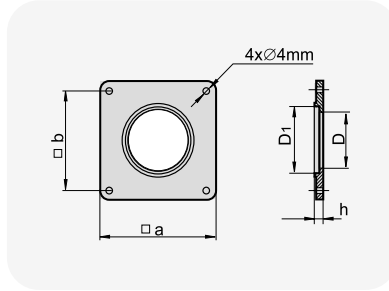
### CARACTÉRISTIQUES TECHNIQUES

- Matériau PVC
- 4 Trous pour montage mural

## 🇩🇪 WANDPLATTE AUS PVC MIT BOHRUNG

### TECHNISCHE EIGENSCHAFTEN

- PVC-Material
- 4 Bohrungen für die Wandmontage



CODE	DESCRIPTION	a [mm]	b [mm]	D [mm]	D1 [mm]	h [mm]	U.M.	Pieces per box
11161375	PVC WALL PLATE WITH HOLE "PMT" 100	150	134	100,5	103	3	PCS	1
11161375B	PVC WALL PLATE WITH HOLE "PMT" 125	170	154	125	127	3	PCS	1
11161375C	PVC WALL PLATE WITH HOLE "PMT" 150	204	188	151	153	3	PCS	1

Datasheet



# RTQ

## 🇬🇧 RECTANGULAR ROUND REDUCER

### TECHNICAL SPECIFICATIONS

- PVC
- Female coupling
- Allows transition from round to rectangular tubes

## 🇫🇷 RÉDUCTEUR ROND-RECTANGULAIRE

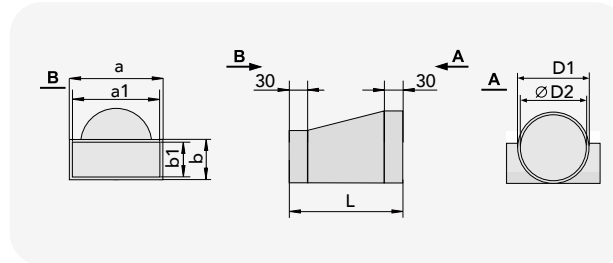
### CARACTÉRISTIQUES TECHNIQUES

- Matériau PVC
- Accouplement femelle
- Permet le passage du tube rond au tube rectangulaire

## 🇩🇪 RECHTECKIGER RUNDER REDUZIERUNG

### TECHNISCHE EIGENSCHAFTEN

- PVC-Material
- Kupplung mit Innengewinde
- Ermöglicht den Übergang vom runden zum rechteckigen Rohr



**ATTENTION:**  
"Coupler" code 11161372 or code 11161373 is required when joining to circular ducting.

CODE	DESCRIPTION	a [mm]	a1 [mm]	b [mm]	b1 [mm]	D [mm]	D2 [mm]	L [mm]	U.M.	Pieces per box
11161376	ROUND TO SQUARE REDUCER "RTQ" 100	124	122	64	60	103	100	137	PCS	1
11161376B	ROUND TO SQUARE REDUCER "RTQ" 125	208	204	64	60	128	125	140	PCS	1

Datasheet



# CF

## 🇬🇧 FIXING COLLAR

### TECHNICAL SPECIFICATIONS

- PVC
- Slot  $\varnothing$  5 x 15 mm for screw

## 🇫🇷 COLLIER DE FIXATION

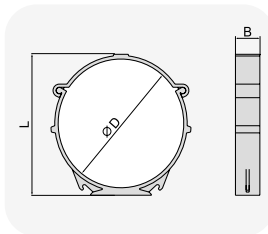
### CARACTÉRISTIQUES TECHNIQUES

- Matériau PVC
- Fente  $\varnothing$  5 x 15 mm avec vis

## 🇩🇪 CF-BEFESTIGUNGSSCHELLE

### TECHNISCHE EIGENSCHAFTEN

- PVC-Material
- Schlitz  $\varnothing$  5 x 15 mm mit Schraube



CODE	DESCRIPTION	ØD [mm]	L [mm]	B [mm]	U.M.	Pieces per box
11161378	DUCT CLIP "CF" 100	103	113	20	PCS	1
11161378B	DUCT CLIP "CF" 125	128	138	20	PCS	1
11161378C	DUCT CLIP "CF" 150	153	163	20	PCS	1

Datasheet



# RDZ 100

 **REDUCTION Ø 80 - 100 - 120 - 125 - 150**

**TECHNICAL SPECIFICATIONS**

- PVC

 **RÉDUCTION Ø 80 - 100 - 120 - 125 - 150**

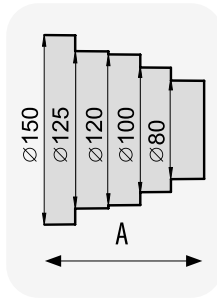
**CARACTÉRISTIQUES TECHNIQUES**

- Matériau PVC

 **REDUZIERUNG Ø 80 - 100 - 120 - 125 - 150**

**TECHNISCHE EIGENSCHAFTEN**

- PVC-Material



CODE	DESCRIPTION	A [mm]	Ø [mm]	U.M.	Pieces per box
11161379	REDUCER "RDZ100" 80-100-120-125-150	125	80 - 100 - 120 - 125 - 150	PCS	1

**Datasheet**



# R

 **REDUCTION**

**TECHNICAL SPECIFICATIONS**

- PVC

 **RÉDUCTION**

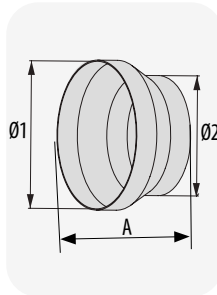
**CARACTÉRISTIQUES TECHNIQUES**

- Matériau PVC

 **REDUZIERUNGSTÜCK**

**TECHNISCHE EIGENSCHAFTEN**

- PVC-Material



CODE	DESCRIPTION	Ø1 [mm]	Ø2 [mm]	A [mm]	U.M.	Pieces per box
11161391B	REDUCER "RDZ125" 100	125	100	60	PCS	1
11161391C	REDUCER "RDZ150" 125	150	125	60	PCS	1

**Datasheet**



 **ECCENTRIC REDUCTION Ø 80 - 100 - 120 - 125 - 150 - 160**

**TECHNICAL SPECIFICATIONS**

- PVC

 **RÉDUCTION EXCENTRIQUE Ø 80 - 100 - 120 - 125 - 150 - 160**

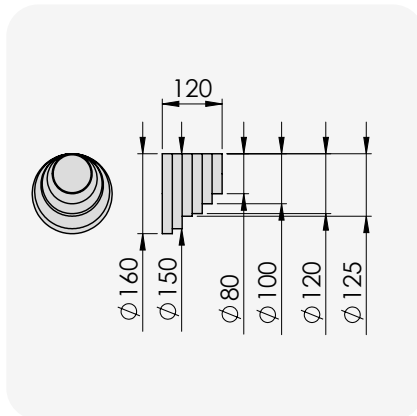
**CARACTÉRISTIQUES TECHNIQUES**

- Matériau PVC

 **EXZENTRISCHE REDUZIERUNG Ø 80 - 100 - 120 - 125 - 150 - 160**

**TECHNISCHE EIGENSCHAFTEN**

- PVC-Material



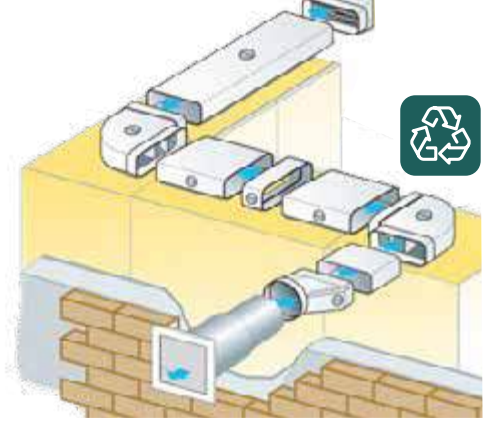
CODE	DESCRIPTION	Ø [mm]	U.M.	Pieces per box
PWC500028	ECCENTRIC ADAPTER Ø80-100-120-125-150-160	80 - 100 - 120 - 125 - 150 - 160	PCS	1

**Datasheet**



# RECTANGULAR DUCTS AND ACCESSORIES IN PVC FOR THE EXTRACTION AND VENTILATION

Suitable also for controlled mechanical ventilation systems



## TQ

### RECTANGULAR PIPE

#### TECHNICAL SPECIFICATIONS

- PVC
- Connected with matching connectors

### TUYAU RECTANGULAIRE

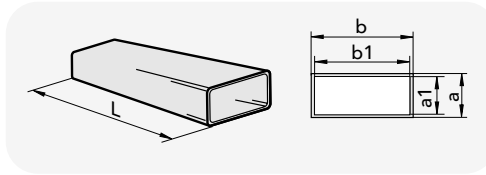
#### CARACTÉRISTIQUES TECHNIQUES

- Matériau PVC
- Raccordé avec des connecteurs homologues

### RECHTECKROHR

#### TECHNISCHE EIGENSCHAFTEN

- PVC-Material
- Verbunden mit passenden Steckern



CODE	DESCRIPTION	a [mm]	b [mm]	a1 [mm]	b1 [mm]	L [mm]	U.M.	Pieces per box
11161380	RECTANGULAR DUCTING "TQ" 120	60	122	57	119	1500	PCS	1
11161380B	RECTANGULAR DUCTING "TQ" 204	60	204	57	200	1500	PCS	1

Datasheet



## TFR

### FLEXIBLE HOSE

#### TECHNICAL SPECIFICATIONS

- PVC
- La spirale interne offre résistance et élasticité
- Installation rapide

### TUBE FLEXIBLE

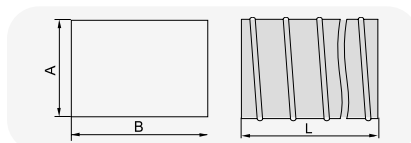
#### CARACTÉRISTIQUES TECHNIQUES

- Matériau PVC
- An internal spiral provides strength and elasticity
- Rapid installation

### SCHLAUCH

#### TECHNISCHE EIGENSCHAFTEN

- PVC-Material
- Innenspirale sorgt für Festigkeit und Elastizität
- Schnelle Montage



CODE	DESCRIPTION	AxB [mm]	L [mm]	U.M.	Pieces per box
11161388	FLEXIBLE DUCTING "TFR" 120	55 x 110	3000	PCS	1

Datasheet



## CAR

### CORNER CURVE

#### TECHNICAL SPECIFICATIONS

- PVC
- Female coupling with support stop

### COURBE D'ANGLE

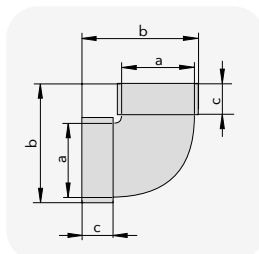
#### CARACTÉRISTIQUES TECHNIQUES

- Matériau PVC
- Accouplement femelle avec butée de support

### WINKELKURVE

#### TECHNISCHE EIGENSCHAFTEN

- PVC-Material
- Innengewinde mit Stützanschlag



CODE	DESCRIPTION	a [mm]	b [mm]	c [mm]	U.M.	Pieces per box
11161381	ELBOW "CAR" 120	60 x 120	93	32	PCS	1
11161381B	ELBOW "CAR" 204	60 x 204	103	32	PCS	1

Datasheet



# CPR

## FLAT CURVE TECHNICAL SPECIFICATIONS

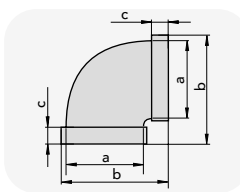

- PVC
- Female coupling with support stop

## COURBE PLATE CARACTÉRISTIQUES TECHNIQUES

- Matériau PVC
- Accouplement femelle avec butée de support

## FLACHE KURVE TECHNISCHE EIGENSCHAFTEN

- PVC-Material
- Innengewinde mit Stützanschlag



CODE	DESCRIPTION	A [mm]	B [mm]	C [mm]	U.M.	Pieces per box
11161382	FLAT ELBOW "CPR" 120	60 x 120	155	32	PCS	1
11161382B	FLAT ELBOW "CPR" 204	60 x 204	238	32	PCS	1

Datasheet



# MDGR

## COUPLING SLEEVE TECHNICAL SPECIFICATIONS

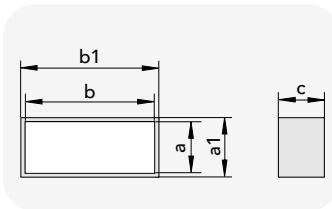

- PVC
- Female coupling with support stop

## MANCHON DE RACCORDEMENT CARACTÉRISTIQUES TECHNIQUES

- Matériau PVC
- Accouplement femelle avec butée de support

## ANSCHLUSSMUFFE TECHNISCHE EIGENSCHAFTEN

- PVC-Material
- Innengewinde mit Stützanschlag



CODE	DESCRIPTION	a [mm]	b [mm]	a1 [mm]	b1 [mm]	c [mm]	U.M.	Pieces per box
11161383	COUPLER "MDGR" 120	60	122	65	126	69	PCS	1
11161383B	COUPLER "MDGR" 204	60	204	65	209	62	PCS	1

Datasheet



# MGVR

## COUPLING SLEEVE WITH VALVE TECHNICAL SPECIFICATIONS

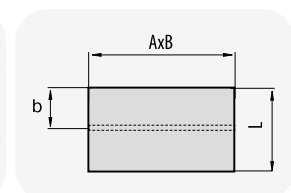
- PVC
- Female coupling with support stop

## MANCHON DE RACCORDEMENT AVEC VANNE CARACTÉRISTIQUES TECHNIQUES

- Matériau PVC
- Accouplement femelle avec butée de support

## ANSCHLUSSMUFFE MIT VENTIL TECHNISCHE EIGENSCHAFTEN

- PVC-Material
- Innengewinde mit Stützanschlag



CODE	DESCRIPTION	AxB [mm]	L [mm]	b [mm]	U.M.	Pieces per box
11161384	COUPLER 60X120 WITH SHUTTER "MGVR" 120	60 x 120	65	30	PCS	1
11161384B	COUPLER 60X120 WITH SHUTTER "MGVR" 204	60 x 204	65	30	PCS	1

Datasheet



# DTPR

## "T" SHUNT TECHNICAL SPECIFICATIONS

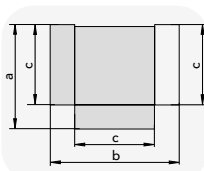

- PVC
- Female coupling with support stop

## DÉRIVATION EN « T » CARACTÉRISTIQUES TECHNIQUES

- Matériau PVC
- Accouplement femelle avec butée de support

## "T"-ABZWEIGUNG TECHNISCHE EIGENSCHAFTEN

- PVC-Material
- Innengewinde mit Stützanschlag



CODE	DESCRIPTION	a [mm]	b [mm]	c [mm]	U.M.	Pieces per box
11161385	T-BRANCH "DTPR" 120	155	185	60 x 122	PCS	1
11161385B	T-BRANCH "DTPR" 204	248	288	60 x 204	PCS	1

Datasheet



# PMR

## WALL PLATE

### TECHNICAL SPECIFICATIONS

- PVC
- 4 holes for fitting Ø 5 mm

## PLAQUE MURALE

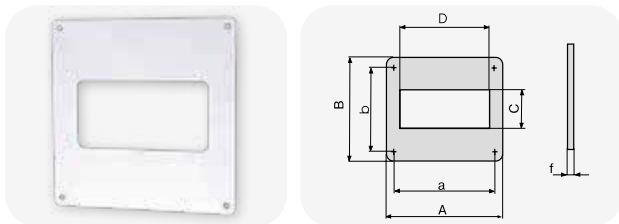
### CARACTÉRISTIQUES TECHNIQUES

- Matériau PVC
- 4 trous de fixation Ø 5 mm

## WANDPLATTE

### TECHNISCHE EIGENSCHAFTEN

- PVC-Material
- 4 Befestigungsbohrungen Ø 5 mm



CODE	DESCRIPTION	A [mm]	B [mm]	C [mm]	D [mm]	a [mm]	b [mm]	f [mm]	U.M.	Pieces per box
11161386	WALL PLATE "PMR" 120	154	154	61	123	141	141	2	PCS	1
11161386B	WALL PLATE "PMR" 204	242	154	61	205	229	141	2,5	PCS	1

Datasheet



# RTR

## ROUND TO RECTANGULAR REDUCER

### TECHNICAL SPECIFICATIONS

- PVC
- Female square coupling

## RÉDUCTEUR DE ROND À RECTANGULAIRE

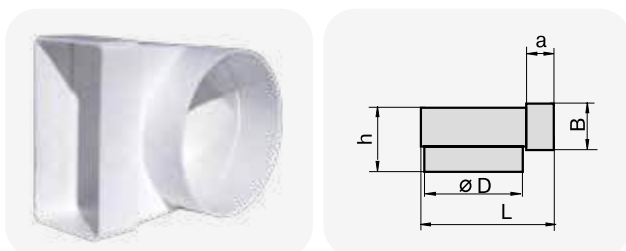
### CARACTÉRISTIQUES TECHNIQUES

- Matériau PVC
- Accouplement carré femelle

## RUNDER BIS RECHTECKIGER GETRIEBE

### TECHNISCHE EIGENSCHAFTEN

- PVC-Material
- Innenvierkantgewinde



CODE	DESCRIPTION	A [mm]	D [mm]	L [mm]	a [mm]	h [mm]	U.M.	Pieces per box
11161387	ROUND TO SQUARE REDUCER "RTR" 120	60 x 120	100	140	30	85	PCS	1
11161387B	ROUND TO SQUARE REDUCER "RTR" 204	60 x 204	125	164	30	92	PCS	1

Datasheet



# FDf

## FASTENING CABLE TIE

### TECHNICAL SPECIFICATIONS

- PVC
- 2 holes Ø 4 mm for fastening

## COLLIER DE FIXATION


### CARACTÉRISTIQUES TECHNIQUES

- Matériau PVC
- 2 trous Ø 4 mm pour la fixation

## FDf-BEFESTIGUNGSSCHELLE

### TECHNISCHE EIGENSCHAFTEN

- PVC-Material
- 2 Bohrungen Ø 4 mm zur Befestigung



CODE	DESCRIPTION	A [mm]	B [mm]	C [mm]	U.M.	Pieces per box
11161389	DUCT CLIP "FDf"120	120	60	86	PCS	1
11161389B	DUCT CLIP "FDf"120	204	60	169	PCS	1

Datasheet





## DAMPER GRILLE

### TECHNICAL SPECIFICATIONS

- PVC
- With adjustable damper from outside

## GSRGRILLE DE REGISTRE

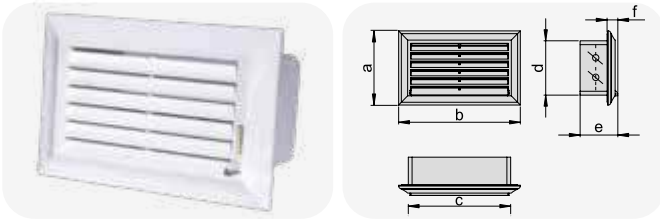
### CARACTÉRISTIQUES TECHNIQUES


- Matériau PVC
- Avec registre de réglable de l'extérieur

## KLAPPENGITTER

### TECHNISCHE EIGENSCHAFTEN

- PVC-Material
- Mit von außen verstellbarer Klappe



CODE	DESCRIPTION	a [mm]	b [mm]	c [mm]	d [mm]	e [mm]	f [mm]	U.M.	 Pieces per box
11161390	GRILLE WITH DAMPER "GSR" 120	81	136	114	59	42	12	PCS	1
11161390B	GRILLE WITH DAMPER "GSR" 204	86	230	209	64	42	12	PCS	1

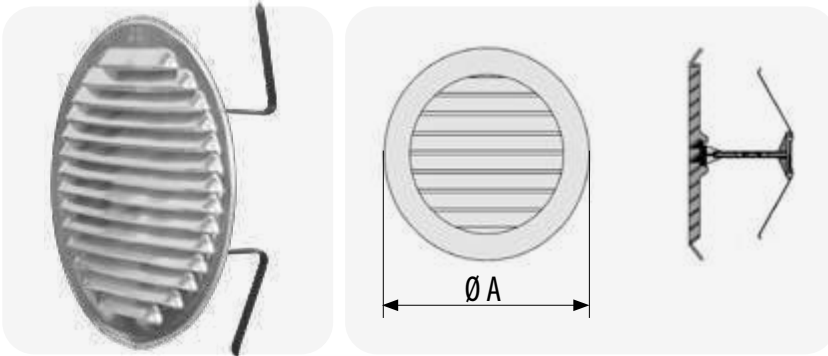
Datasheet




## WHITE WATERPROOF GRID

## GRILLE IMPERMÉABLE BLANCHE

## WEISSES WASSERDICHTES GITTER



CODE	DESCRIPTION	AIR PASSAGE [cm <sup>2</sup> ]	EXT. DIM. ØA[mm]	HOLE INLET ØMIN/MAX [mm]	U.M.	 Pieces per box
11160400	ALUMINIUM ROUND GRILLE Ø 145 WITH SPRING-LOADED CLIPS AND MESH	56	130	80 / 125	PCS	1
11160405	ALUMINIUM ROUND GRILLE Ø 185 WITH SPRING-LOADED CLIPS AND MESH	94	180	125 / 160	PCS	1
11160410	ALUMINIUM ROUND GRILLE Ø 220 WITH SPRING-LOADED CLIPS AND MESH	150	240	160 / 200	PCS	1

Datasheet




## ROUND GRILLE FOR FLUSH-MOUNTING IN ALUMINIUM WITH MESH

## GRILLE RONDE INTÉGRÉ EN ALUMINIUM AVEC MAILLE

## ALUMINIUM-RUNDGITTER FÜR DEN EINBAU MIT NETZ



CODE	DESCRIPTION	AIR PASSAGE [cm <sup>2</sup> ]	EXT. DIM. ØA[mm]	DEPTH B[mm]	INTERNAL ØC [mm]	U.M.	 Pieces per box
11160420	RECESSED ALUMINIUM ROUND GRILLE Ø110 WITH MESH	29,41	110	55	75	PCS	1
11160425	RECESSED ALUMINIUM ROUND GRILLE Ø125 WITH MESH	37,28	125	55	93	PCS	1
11160430	RECESSED ALUMINIUM ROUND GRILLE Ø145 WITH MESH	56,39	145	55	115	PCS	1
11160435	RECESSED ALUMINIUM ROUND GRILLE Ø170 WITH MESH	77,56	170	55	135	PCS	1
11160440	RECESSED ALUMINIUM ROUND GRILLE Ø220 WITH MESH	150,23	220	55	185	PCS	1

Datasheet





**FLUSH-MOUNTED CIRCULAR GRILLE IN ALUMINIUM**

**TECHNICAL SPECIFICATIONS**

- Made of die-cast aluminium alloy
- Equipped with stainless steel anti-insect mesh
- Mounted using flat-head screws

**GRILLE CIRCULAIRE INTÉGRÉ EN ALUMINIUM**

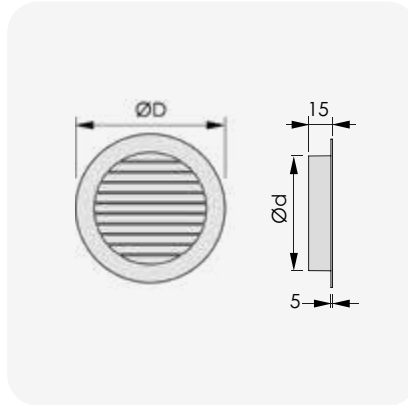
**CARACTÉRISTIQUES TECHNIQUES**

- Fabriqué en alliage d'aluminium moulé sous pression
- Équipé d'un filet anti-insectes en acier inoxydable
- Montage à l'aide de vis rétractables

**EINBAU-RUNDGITTER AUS ALUMINIUM**

**TECHNISCHE EIGENSCHAFTEN**

- Aus Aluminiumdruckgusslegierung
- Mit Edelstahl-Insektenschutzgitter
- Montage mit versenkten Schrauben



Grille for flush-mounted wall installation suitable for ventilation systems for both residential and industrial structures.

CODE	DESCRIPTION	DIMENSIONS [mm]		U.M.	Pieces per box
		Ød	ØD		
PWC600001	INSET CIRCULAR ALUMINIUM GRILLE Ø 100	100	125	PCS	1
PWC600002	INSET CIRCULAR ALUMINIUM GRILLE Ø 125	125	150	PCS	1
PWC600003	INSET CIRCULAR ALUMINIUM GRILLE Ø 150	150	180	PCS	1
PWC600004	INSET CIRCULAR ALUMINIUM GRILLE Ø 200	200	225	PCS	1
PWC600005	INSET CIRCULAR ALUMINIUM GRILLE Ø 250	250	275	PCS	1
PWC600006	INSET CIRCULAR ALUMINIUM GRILLE Ø 315	315	350	PCS	1

[Datasheet](#)



**SUF**

**FLUSH-MOUNTED CIRCULAR GRILLE IN STAINLESS STEEL**

**TECHNICAL SPECIFICATIONS**

- Made of AISI 304 stainless steel
- Equipped with anti-insect mesh
- Fastening with rear springs or screws

**GRILLE CIRCULAIRE EN ACIER INOXYDABLE INTÉGRÉ**

**CARACTÉRISTIQUES TECHNIQUES**

- Fabriqué en acier inoxydable AISI 304
- Équipé d'un filet anti-insectes
- Fixation avec des ressorts arrière ou des vis

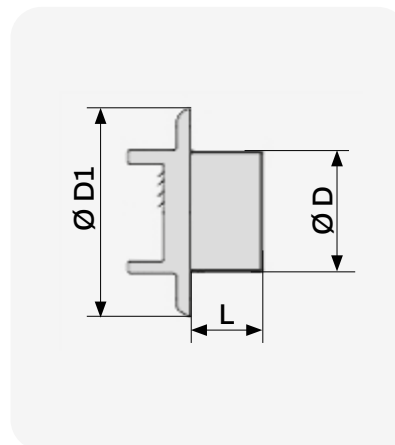
**EINBAU-RUNDGITTER AUS EDELSTAHL**

**TECHNISCHE EIGENSCHAFTEN**

- Aus Edelstahl AISI 304
- Mit Insektenschutzgitter
- Montage mit hinteren Federn oder Schrauben



BACK VIEW



CODE	DESCRIPTION	COLLAR ØD [mm]	EXTERNAL ØD1 [mm]	DEPTH L [mm]	AIR FLOW [SPEED 2m/s] m <sup>2</sup> /h	U.M.	Pieces per box
11161367	"RECESSED VENTILATION CIRCULAR GRID IN STAINLESS STEEL ""SUF100"""	97	133	52	57	PCS	1

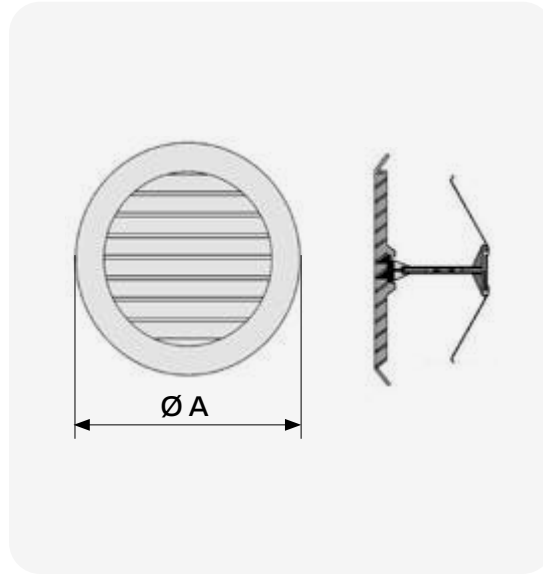
[Datasheet](#)




 **ROUND GRILLE IN COPPER WITH SPRINGS AND MESH**

 **GRILLE ROND EN CUIVRE AVEC RESSORTS ET MAILLE**

 **KUPFER-RUNDGITTER MIT FEDERN UND NETZ**



CODE	DESCRIPTION	AIR PASSAGE [cm <sup>2</sup> ]	EXTERNAL DIMENSIONS ØA [mm]	HOLE INLET Ø MIN/MAX [mm]	U.M.	 Pieces per box
11160480	COPPER ROUND GRILLE Ø 145 WITH SPRING-LOADED CLIPS AND MESH	56	130	80 / 125	PCS	1
11160485	COPPER ROUND GRILLE Ø 185 WITH SPRING-LOADED CLIPS AND MESH	94	180	125 / 160	PCS	1
11160490	COPPER ROUND GRILLE Ø 220 WITH SPRING-LOADED CLIPS AND MESH	150	240	160 / 200	PCS	1

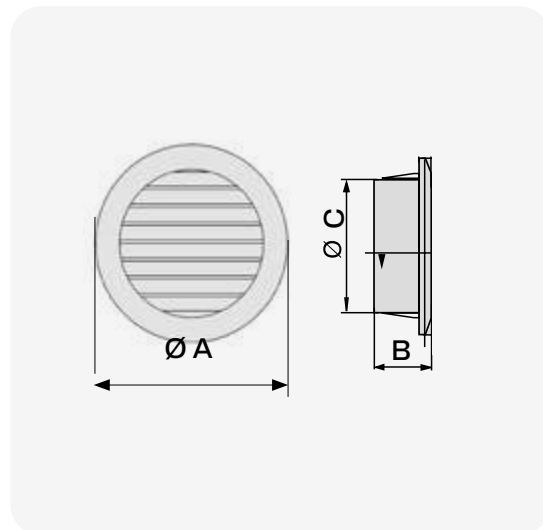
[Datasheet](#)




 **ROUND GRILLE FOR FLUSH-MOUNTING IN COPPER WITH MESH**

 **GRILLE DE CUIVRE RONDE INTÉGRÉ AVEC MAILLE**

 **KUPFER-RUNDGITTER FÜR DEN EINBAU MIT NETZ**



CODE	DESCRIPTION	AIR PASSAGE [cm <sup>2</sup> ]	EXTERNAL DIMENSIONS ØA [mm]	DEPTH B [mm]	INT. ØC [MM]	U.M.	 Pieces per box
11160500	RECESSED COPPER ROUND GRILLE Ø 110 WITH MESH	29,41	110	55	75	PCS	1
11160505	RECESSED COPPER ROUND GRILLE Ø 125 WITH MESH	37,28	100	55	95	PCS	1
11160510	RECESSED COPPER ROUND GRILLE Ø 145 WITH MESH	56,39	120	55	115	PCS	1
11160515	RECESSED COPPER ROUND GRILLE Ø 170 WITH MESH	77,56	140	55	135	PCS	1
11160520	RECESSED COPPER ROUND GRILLE Ø 220 WITH MESH	150,23	200	55	185	PCS	1

[Datasheet](#)



 **WATERPROOF GRILLE IN WHITE ALUMINIUM**

**TECHNICAL SPECIFICATIONS**

- Made of white painted aluminium RAL 9016
- Complete with bird-proof grille

 **GRILLE IMPERMÉABLE EN ALUMINIUM BLANC**

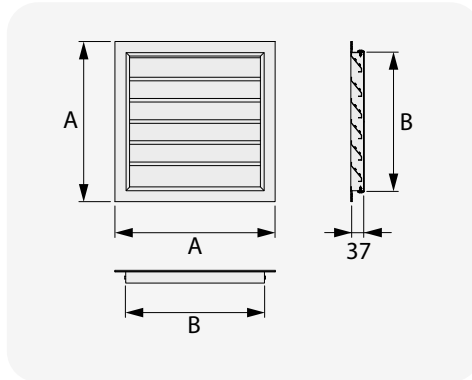
**CARACTÉRISTIQUES TECHNIQUES**

- Fabriqué en aluminium peint en blanc RAL 9016
- Grille anti-volatile fournie

 **WASSERDICHTES GITTER AUS WEISSEM ALUMINIUM**

**TECHNISCHE EIGENSCHAFTEN**

- Aus weiß lackiertem Aluminium RAL 9016
- Komplett mit vogelschutzgitter



CODE	DESCRIPTION	A [mm]	B [mm]	AIR PASSAGE [cm <sup>2</sup> ]	U.M.	 Pieces per box
PWC200078	WATERPROOF GRILL WHITE RAL9016 350*350	353x353	295x295	37	PCS	1
PWC200079	WHITE WATERPROOF GRILLE RAL9016 450*450	453x453	395x395	37	PCS	1
PWC200084	WHITE WATERPROOF GRILLE RAL9016 550*550	653x653	595x595	37	PCS	1


**Datasheet**




 **SQUARE / RECTANGULAR SUPPORT GRILLE IN ALUMINIUM WITH MESH**

 **GRILLE DE SUPPORT CARRÉE / RECTANGULAIRE EN ALUMINIUM AVEC MAILLE**

 **QUADRATISCHES / RECHTECKIGES ALUMINIUM-GITTER ZUM AUFSTÜTZEN MIT NETZ**




DIMENSIONS				
MODEL	A [mm]	B [mm]	C [mm]	D [mm]
11160450	150	150	130	130
11160455	230	230	210	210
11160460	280	150	180	130

CODE	DESCRIPTION	AIR PASSAGE [cm <sup>2</sup> ]	U.M.	 Pieces per box
11160450	SURFACE-MOUNTED ALUMINIUM SQUARE GRILLE WITH MESH 150x150	72,07	PCS	1
11160455	SURFACE-MOUNTED ALUMINIUM SQUARE GRILLE WITH MESH 230x230	148,05	PCS	1
11160460	SURFACE-MOUNTED ALUMINIUM RECTANGULAR GRILLE WITH MESH 150x280	144,14	PCS	1

**Datasheet**



DIMENSIONS				
MODEL	A [mm]	B [mm]	C [mm]	D [mm]
11160450	150	150	130	130
11160455	230	230	210	210
11160460	280	150	180	130

CODE	DESCRIPTION	AIR PASSAGE [cm <sup>2</sup> ]	U.M.	 Pieces per box
11160530	SURFACE-MOUNTED COPPER SQUARE GRILLE 150x150 WITH MESH	77,07	PCS	1
11160535	SURFACE-MOUNTED COPPER SQUARE GRILLE 230x230 WITH MESH	148,05	PCS	1
11160540	SURFACE-MOUNTED COPPER RECTANGULAR GRILLE 150x280 WITH MESH	144,14	PCS	1

**Datasheet**



**UK** FLEXIBLE CIRCULAR GRILLE WITH FASTENING SPRING IN WHITE ABS

**TECHNICAL SPECIFICATIONS**

- Made of TERMOFLEX
- Equipped with anti-insect mesh
- Ideal for blocks of flats
- Installation from inside the home without scaffolding

**FR** GRILLE CIRCULAIRE FLEXIBLE AVEC RESSORT DE SERRAGE ABS BLANC

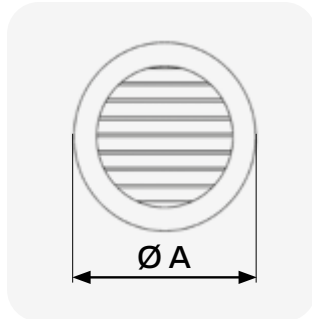
**CARACTÉRISTIQUES TECHNIQUES**

- Fabriqué en TERMOFLEX
- Équipé d'un filet anti-insectes
- Idéal pour les copropriétés
- S'installe de l'intérieur de la maison sans utiliser d'échafaudage

**DE** FLEXIBLES RUNDGITTER MIT WEISSER ABS-KLEMMFEDER

**TECHNISCHE EIGENSCHAFTEN**

- Hergestellt aus TERMOFLEX
- Mit Insektenschutzgitter
- Ideal für Wohnhäuser
- Von innen montierbar, ohne die Verwendung von Gerüsten



**TO BE INSERT FROM THE INSIDE**



CODE	DESCRIPTION	A [mm]	HOLE Ø MIN / MAX [mm]	AIR PASSAGE [cm²]	U.M.	Pieces per box
11104095	ROUND FLEXIBLES GRIDS WITH FIXING SPRINGS Ø 100-125	155	100 / 150	100	PCS	1
11104096	ROUND FLEXIBLES GRIDS WITH FIXING SPRINGS Ø 125-160	190	125 / 160	132	PCS	1

**Datasheet**



**GCMF**

**UK** CIRCULAR GRILLE WITH FASTENING SPRING IN WHITE ABS

**TECHNICAL SPECIFICATIONS**

- Made of ABS
- Equipped with anti-insect mesh
- Ideal for blocks of flats

**FR** GRILLE CIRCULAIRE AVEC RESSORT DE FIXATION ABS BLANC

**CARACTÉRISTIQUES TECHNIQUES**

- Fabriqué en ABS
- Équipé d'un filet anti-insectes
- Idéal pour les copropriétés

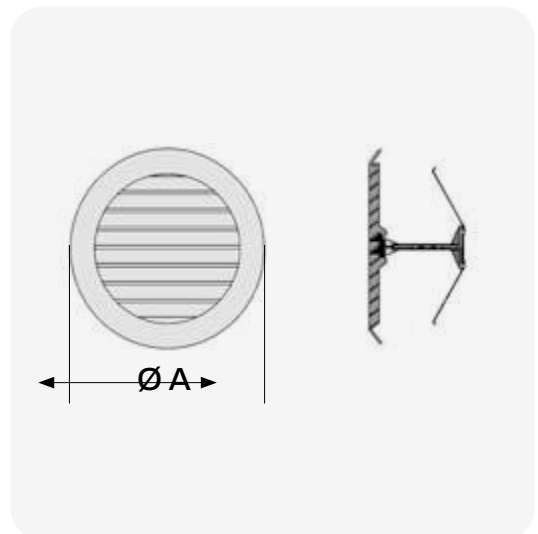
**DE** GCMF-RUNDGITTER MIT WEISSER ABS-BEFESTIGUNGSFEDER

**TECHNISCHE EIGENSCHAFTEN**

- Aus ABS
- Mit Insektenschutzgitter
- Ideal für Wohnhäuser



**BACK VIEW**



CODE	DESCRIPTION	Ø A [mm]	HOLE INLET Ø MIN/MAX	AIR PASSAGE [cm²]	U.M.	Pieces per box
11104093	CIRCULAR GRILLE Ø 150	150	63 / 125	100	PCS	1
11104094	CIRCULAR GRILLE Ø 185	180	80 / 160	135	PCS	1

**Datasheet**





# GRMF

## RECTANGULAR GRILLE WITH FASTENING SPRING IN WHITE ABS

### TECHNICAL SPECIFICATIONS

- Made of ABS
- Equipped with anti-insect mesh
- Fastening by means of spring

## GRILLE RECTANGULAIRE AVEC RESSORT DE FIXATION EN ABS BLANC

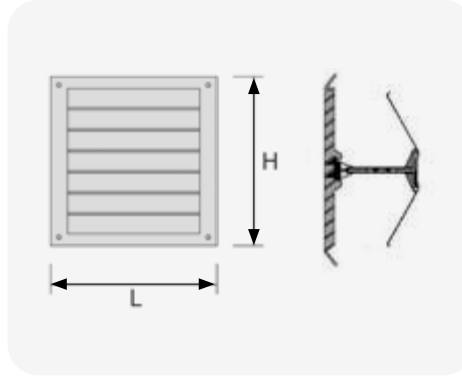
### CARACTÉRISTIQUES TECHNIQUES

- Fabriqué en ABS
- Équipé d'un filet anti-insectes
- Fixation par ressort

## RECHTECKIGES GITTER MIT WEISSER ABS-BEFESTIGUNGSFEDER

### TECHNISCHE EIGENSCHAFTEN

- Aus ABS
- Mit Insektenschutzgitter
- Befestigung mittels Feder



DIMENSIONS [mm]			
MODEL	L	H	Ø MIN/MAX
11104090	200	150	80 / 140
11104091	230	230	120 / 200

CODE	DESCRIPTION	AIR PASSAGE [cm <sup>2</sup> ]	U.M.	Pieces per box
11104090	GRILLE WITH SPRING-LOADED CLIP 200X150	60	PCS	1
11104091	GRILLE WITH SPRING-LOADED CLIP 230X230	110	PCS	1



# G.C.I.

## FLUSH-MOUNTED CIRCULAR GRILLE IN WHITE ABS

### TECHNICAL SPECIFICATIONS

- Made of ABS
- Equipped with anti-insect mesh
- Fastening by means of spring

## GRILLE CIRCULAIRE INTÉGRÉ EN ABS BLANC

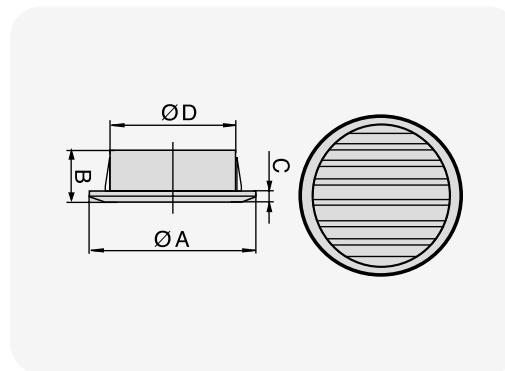
### CARACTÉRISTIQUES TECHNIQUES

- Fabriqué en ABS
- Équipé d'un filet anti-insectes
- Fixation par ressort

## EINBAU-RUNDGITTER AUS WEISSEM ABS

### TECHNISCHE EIGENSCHAFTEN

- Aus ABS
- Mit Insektenschutzgitter
- Befestigung mittels Feder



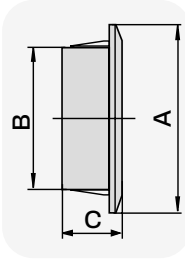
CODE	DESCRIPTION	AIR PASSAGE [cm <sup>2</sup> ]	ØA [mm]	B [mm]	C [mm]	ØD [mm]	U.M.	Pieces per box
11104043	RECESSED CIRCULAR GRILLE Ø 50	7,8	59	16,5	3,5	47	PCS	1
11104044	RECESSED CIRCULAR GRILLE Ø 80	35	100	19	5	80	PCS	1
11104045	RECESSED CIRCULAR GRILLE Ø 100	40	128	29	4	100	PCS	1
11104046	RECESSED CIRCULAR GRILLE Ø 125	65	160	29	4	125	PCS	1
11104047	RECESSED CIRCULAR GRILLE Ø 150	100	200	29	4	150	PCS	1
PWC200068	CIRCULAR RECESSED GRID "G.C.I." Ø100 mm GREY	X	X	X	X	X	PCS	1



**FLUSH-MOUNTED  
CIRCULAR GRILLE IN  
BROWN ABS**

**TECHNICAL SPECIFICATIONS**

- Made of ABS
- Ideal for both intake and delivery of air
- Wall- or ceiling-mounted



CODE	DESCRIPTION	AIR PASSAGE [cm <sup>2</sup> ]	A [mm]	B [mm]	C [mm]	U.M.	Pieces per box
11104200	FLUSH-FIT ROUND GRILLE IN BROWN ABS Ø 100	40	128	100	29	PCS	1
11104210	FLUSH-FIT ROUND GRILLE IN BROWN ABS Ø 125	65	160	125	29	PCS	1
11104220	FLUSH-FIT ROUND GRILLE IN BROWN ABS Ø 150	100	200	150	29	PCS	1

**Datasheet**



**G.C.S.**

**CEILING-MOUNTED  
CIRCULAR GRILLE IN WHITE  
ABS**

**TECHNICAL SPECIFICATIONS**

- Made of ABS
- Ideal for both intake and delivery of air
- Ideal for ceiling mounting
- Equipped with anti-insect mesh
- Easy to clean
- Easily removable grille exterior
- Operating temperature -40°C to +40°C

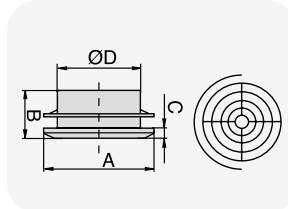


BACK VIEW

**GRILLE DE PLAFOND CIR-  
CULAIRE EN ABS BLANC**

**CARACTÉRISTIQUES TECHNIQUES**

- Fabriqué en ABS
- Idéal pour la récupération et la livraison d'air
- Idéal pour le montage au plafond
- Équipé d'un filet anti-insectes
- Facile à nettoyer
- Partie extérieure de la grille facilement amovible
- Température de fonctionnement de -40°C à +40°C



**G.C.S. EINBAU-  
RUNDGITTER FÜR DIE  
DECKE AUS WEISSEM ABS**

**TECHNISCHE EIGENSCHAFTEN**

- Aus ABS
- Ideal für Zu- und Abluft
- Ideal für die Deckenmontage
- Mit Insektenschutzgitter
- Leicht zu reinigen
- Leicht abnehmbarer äußerer Teil des Gitters
- Betriebstemperatur von -40°C bis +40°C

**Datasheet**

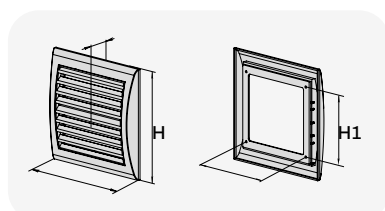


CODE	DESCRIPTION	AIR PASSAGE [cm <sup>2</sup> ]	ØA [mm]	B [mm]	C [mm]	ØD [mm]	U.M.	Pieces per box
11104051	CIRCULAR CEILING GRILLE 150	140	188	72	15	150	PCS	1

**REMOVABLE  
RECTANGULAR GRILLE IN  
WHITE ABS**

**TECHNICAL SPECIFICATIONS**

- Made of ABS
- Ideal for both intake and delivery of air
- Wall- or ceiling-mounted
- Operating temperature -40°C to +40°C



**GRILLE D'EXTRACTION  
RECTANGULAIRE EN ABS  
BLANC**

**CARACTÉRISTIQUES TECHNIQUES**

- Fabriqué en ABS
- Idéal pour la récupération et la livraison d'air
- Montage mural ou au plafond
- Température de fonctionnement -40°C à +40°C

**RECHTECKIGES  
AUSZIEHGITTER IN  
WEISSEM ABS**

**TECHNISCHE EIGENSCHAFTEN**

- Aus ABS
- Ideal für Zu- und Abluft
- Wand- oder Deckenmontage
- Betriebstemperatur -40°C bis +40°C

**Datasheet**



CODE	DESCRIPTION	B [mm]	H [mm]	H1 [mm]	B1 [mm]	L [mm]	AIR PASSAGE [cm <sup>2</sup> ]	U.M.	Pieces per box
11104250	REMOVABLE RECTANGULAR GRILLE IN WHITE ABS	156	151	95	110	18	47	PCS	1



**REMOVABLE RECTANGULAR GRILLE WITH ROUND FLANGE IN WHITE ABS**

**TECHNICAL SPECIFICATIONS**

- Made of ABS
- Ideal for both intake and delivery of air
- Wall- or ceiling-mounted
- Operating temperature -40°C to +40°C

**GRILLE RECTANGULAIRE AMOVIBLE AVEC BRIDE RONDE EN ABS BLANC**

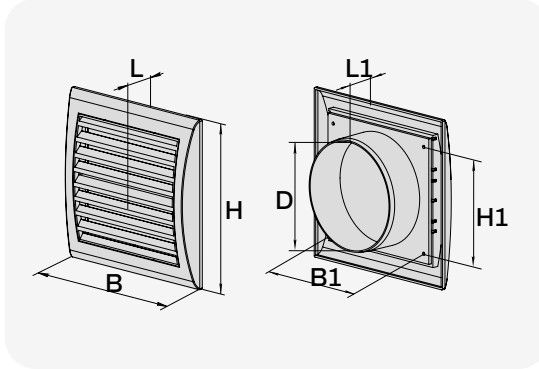
**CARACTÉRISTIQUES TECHNIQUES**

- Fabriqué en ABS
- Idéal pour la récupération et la livraison d'air
- Montage mural ou au plafond
- Température de fonctionnement de -40°C à +40°C

**ABNEHMBARES RECHTECKGITTER MIT RUNDEM FLANSCH AUS WEISSEM ABS**

**TECHNISCHE EIGENSCHAFTEN**

- Aus ABS
- Ideal für Zu- und Abluft
- Wand- oder Deckenmontage
- Betriebstemperatur von -40°C bis +40°C



CODE	DESCRIPTION	B [mm]	H [mm]	H1 [mm]	B1 [mm]	L [mm]	L1 [mm]	ØD [mm]	AIR PASSAGE [cm <sup>2</sup> ]	U.M.	Pieces per box
11104270	REMOVABLE GRILLE IN WHITE ABS 150 x 150 CONNECTOR Ø 100	156	151	95	110	18	35	100	47	PCS	1
11104280	REMOVABLE GRILLE IN WHITE ABS 190 x 190 CONNECTOR Ø 125	193	188	135	151	18	35	125	81	PCS	1
11104290	REMOVABLE GRILLE IN WHITE ABS 190 x 190 CONNECTOR Ø 150	193	188	135	151	18	35	150	81	PCS	1

**Datasheet**



**G.R.P.**

**WALL-MOUNTED RECTANGULAR GRILLE IN WHITE ABS**

**TECHNICAL SPECIFICATIONS**

- Made of ABS
- Ideal for both intake and delivery of air
- Wall- or ceiling-mounted
- Equipped with anti-insect mesh
- Easy to clean
- Easily removable grille exterior
- Operating temperature -40°C to +40°C

**GRILLE RECTANGULAIRE MURALE EN ABS BLANC**


**CARACTÉRISTIQUES TECHNIQUES**

- Fabriqué en ABS
- Idéal pour la récupération et la livraison d'air
- Montage mural ou au plafond
- Équipé d'un filet anti-insectes
- Facile à nettoyer
- Partie extérieure de la grille facilement amovible
- Température de fonctionnement de -40°C à +40°C

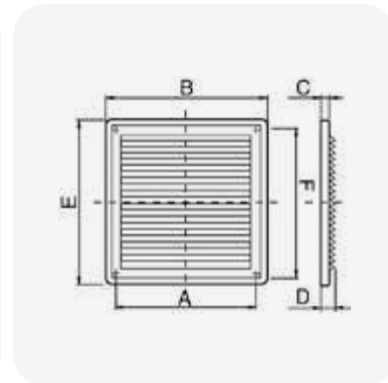
**RECHTECKIGES WANDGITTER G.R.P. IN WEISS ABS**

**TECHNISCHE EIGENSCHAFTEN**

- Aus ABS
- Ideal für Zu- und Abluft
- Wand- oder Deckenmontage
- Mit Insektenschutzgitter
- Leicht zu reinigen
- Leicht abnehmbarer äußerer Teil des Gitters
- Betriebstemperatur von -40°C bis +40°C



**BACK VIEW**



CODE	DESCRIPTION	A [mm]	B [mm]	C [mm]	D [mm]	E [mm]	F [mm]	AIR PASSAGE [cm <sup>2</sup> ]	U.M.	Pieces per box
11104052	WALL-MOUNTED RECTANGULAR GRILLE "G.R.P. 200 x 200"	179	204	10	16	204	175	92	PCS	1
11104053	WALL-MOUNTED RECTANGULAR GRILLE "G.R.P. 220 x 300"	205	221	10	16	299	283	237	PCS	1
11104054	WALL-MOUNTED RECTANGULAR GRILLE "G.R.P. 300 x 220"	283	299	15	16	221	205	260	PCS	1

**Datasheet**



## WALL-MOUNTED RECTANGULAR GRILLE WITH ADJUSTABLE FLUSH-MOUNTED DIAMETER IN WHITE ABS

### TECHNICAL SPECIFICATIONS

- Made of ABS
- Ideal for both intake and delivery of air
- Wall-mounted or built-in
- Equipped with anti-insect mesh
- Easy to clean
- Easily removable grille exterior
- Rear built-in mounted
- Can be used with circular air ducts from Ø 100mm to Ø 150mm
- Operating temperature -40°C to +40°C

## GRILLE RECTANGULAIRE MURALE AVEC DIAMÈTRE ENCASTRÉ RÉGLABLE EN ABS BLANC

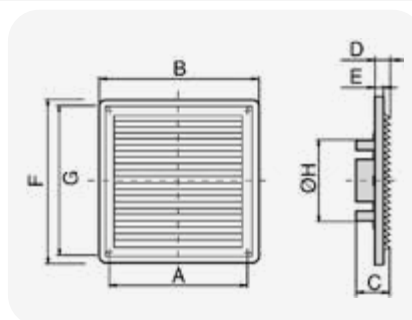

### CARACTÉRISTIQUES TECHNIQUES

- Fabriqué en ABS
- Idéal pour la récupération et la livraison d'air
- Montage mural ou encastré
- Équipé d'un filet anti-insectes
- Facile à nettoyer
- Partie extérieure de la grille facilement amovible
- Montage encastré arrière
- Peut être utilisé avec des conduits d'air circulaires de Ø 100 mm à Ø 150 mm
- Température de fonctionnement de -40°C à +40°C

## RECHTECKIGES WANDGITTER MIT VERSTELLBAREM EINBAUDURCHMESSER IN WEISSEM ABS

### TECHNISCHE EIGENSCHAFTEN

- Aus ABS
- Ideal für Zu- und Abluft
- Wandmontage oder Unterputzmontage
- Mit Insektenschutzgitter
- Leicht zu reinigen
- Leicht abnehmbarer äußerer Teil des Gitters
- Rückseitige Unterputzmontage
- Kann mit kreisförmigen Luftkanälen von Ø 100 mm bis Ø 150 mm verwendet werden
- Betriebstemperatur von -40°C bis +40°C



CODE	DESCRIPTION	AIR PASSAGE [cm <sup>2</sup> ]	U.M.	Pieces per box
11104056	WALL-MOUNTED/RECESSED RECTANGULAR GRILLE "G.R.V.I." Ø 150	92	PCS	1
11104057	WALL-MOUNTED/RECESSED RECTANGULAR GRILLE "G.R.V.I." Ø 160	180	PCS	1
11104058	WALL-MOUNTED/RECESSED RECTANGULAR GRILLE "G.R.V.I." Ø 170	260	PCS	1

Datasheet



## TRANSIT GRILLE FOR DOOR IN WHITE - BROWN ABS

### TECHNICAL SPECIFICATIONS

- Made of ABS
- Suitable for installation on doors for proper air diffusion between adjacent rooms
- Available in white and brown
- Operating temperature -40°C to +40°C

## GRILLE DE TRANSIT POUR PORTE EN ABS BLANC - MARRON

### CARACTÉRISTIQUES TECHNIQUES

- Fabriqué en ABS
- Convient pour une installation sur les portes pour une bonne diffusion de l'air entre les pièces adjacentes
- Disponible en blanc et marron
- Température de fonctionnement de -40°C à +40°C

## ÜBERBRÜCKUNGSGITTER FÜR TÜR IN WEISS - BRAUN ABS

### TECHNISCHE EIGENSCHAFTEN

- Aus ABS
- Geeignet für die Montage an Türen für die korrekte Belüftung zwischen benachbarten Räumen
- Erhältlich in weiß und braun
- Betriebstemperatur von -40°C bis +40°C



CODE	DESCRIPTION	AIR PASS. [cm <sup>2</sup> ]	U.M.	Pieces per box
11104300	TRANSFER GRILLE FOR DOOR IN ABS WHITE 460 x 120	190	PCS	1
11104310	TRANSFER GRILLE FOR DOOR IN ABS BROWN 460 x 120	190	PCS	1
PWC100075	TRANSFER GRILLE FOR DOOR IN ABS BROWN 460 x 135	190	PCS	1

Datasheet



## TRANSIT GRILLE IN ANODISED ALUMINIUM

## GRILLE DE TRANSIT EN ALUMINIUM ANODISÉ

## ÜBERBRÜCKUNGSGITTER AUS ELOXIERTEM ALUMINIUM



CODE	DIM. EXTERNAL FRAME [mm]	INSTALLATION HOLE SIZE [mm]	DEPTH MIN/MAX [mm]	U.M.	Pieces per box
W11161565	332 x 132	300 x 100	30 / 47	PCS	1
W11161566	532 x 232	500 x 200	30 / 47	PCS	1
W11161567	432 x 132	400 x 100	30 / 47	PCS	1

Datasheet



**GRILLE FOR KITCHEN FURNITURE UNITS IN WHITE - BROWN ABS**

**TECHNICAL SPECIFICATIONS**

- Made of ABS
- Ideal for ventilation of built-in appliances and heating elements
- Available in white and brown
- Operating temperature -40°C to +40°C

**GRILLE POUR MEUBLES DE CUISINE ABS BLANC - MARRON**

**CARACTÉRISTIQUES TECHNIQUES**

- Fabriqué en ABS
- Idéal pour la ventilation des appareils encastrés et des éléments chauffants
- Disponible en blanc et marron
- Température de fonctionnement de -40°C à +40°C

**GITTER FÜR KÜCHENMÖBEL AUS WEISSEM - BRAUNEM ABS**

**TECHNISCHE EIGENSCHAFTEN**

- Aus ABS
- Ideal für die Belüftung von Einbaugeräten und Heizelementen
- Erhältlich in weiß und braun
- Betriebstemperatur von -40°C bis +40°C



CODE	DESCRIPTION	L [mm]	H [mm]	COLOUR	AIR PASSAGE [cm²]	U.M.	Pieces per box
11104340	GRILLE FOR KITCHEN CABINETS IN ABS WHITE 370 x 130	368	130	WHITE	140	PCS	1
11104350	GRILLE FOR KITCHEN CABINETS IN ABS BROWN 370 x 130	368	130	BROWN	140	PCS	1

**Datasheet**



**G.Q.G.I.**



**SQUARE GRILLE WITH GRAVITY FLAPS IN WHITE ABS**

**TECHNICAL SPECIFICATIONS**

- Made of ABS
- Ideal for expulsion of air
- Wall-mounted or built-in
- Gravity-operated flap opening / closure
- Operating temperature -40°C to +40°C

**GRILLE CARRÉE AVEC ALLETES GRAVITAIRES EN ABS BLANC**

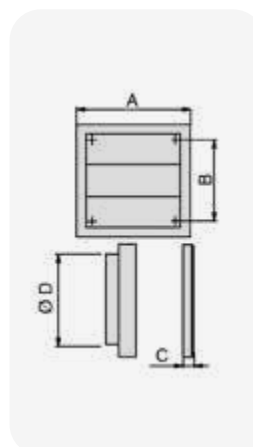
**CARACTÉRISTIQUES TECHNIQUES**

- Fabriqué en ABS
- Idéal pour l'expulsion de l'air
- Montage mural ou encastré
- Ouverture / fermeture du volet par gravité
- Température de fonctionnement de -40°C à +40°C

**QUADRATISCHES GITTER MIT WEISSEN ABS-SCHWERKRAFTLAMELLEN**

**TECHNISCHE EIGENSCHAFTEN**

- Aus ABS
- Ideal zum Abluftfen
- Wandmontage oder Unterputzmontage
- Öffnen / Schließen der Klappen durch Schwerkraft
- Betriebstemperatur von -40°C bis +40°C



MODEL	DIMENSIONS [mm]			
	A	B	C	ØD
G.Q.G.I. Ø100	154	110	45	100
G.Q.G.I. Ø125	186	142	45	125
G.Q.G.P. Ø100	154	110	15	/
G.Q.G.P. Ø125	186	142	15	/

CODE	DESCRIPTION	AIR PASSAGE [cm²]	U.M.	Pieces per box
11104066	SQUARE GRAVITY LOUVREIN ABS, WHITE "G.Q.G.I." Ø 100 ( CHASED)	75	PCS	1
11104067	SQUARE GRAVITY LOUVREIN ABS, WHITE "G.Q.G.I." Ø 125 (CHASED)	113	PCS	1
11104075	SQUARE GRAVITY LOUVREIN ABS, WHITE "G.Q.G.P." Ø 100 (WALL)	96	PCS	1
11104076	SQUARE GRAVITY LOUVREIN ABS, WHITE "G.Q.G.P." Ø 125 (WALL)	160	PCS	1

**Datasheet**



**UK** **SQUARE GRILLE WITH MANUAL ADJUSTMENT IN WHITE PLASTIC ABS**

**TECHNICAL SPECIFICATIONS**

- Made of ABS
- Ideal for both intake and delivery of air
- Wall-mounted
- Equipped with anti-insect mesh
- Easy to clean
- Easily removable grille exterior
- Manual opening adjustment via lever
- Operating temperature -40°C to +40°C

**FR** **GRILLE CARRÉE RÉGLABLE MANUEL EN PLASTIQUE ABS BLANC**

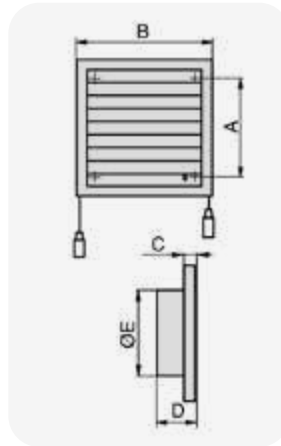
**CARACTÉRISTIQUES TECHNIQUES**

- Fabriqué en ABS
- Idéal pour la récupération et la livraison d'air
- Montage mural
- Équipé d'un filet anti-insectes
- Facile à nettoyer
- Partie extérieure de la grille facilement amovible
- Réglage manuel de l'ouverture à l'aide du levier
- Température de fonctionnement de -40°C à +40°C

**DE** **MANUELLES QUADRATISCHES REGELGITTER AUS WEISSEM ABS-KUNSTSTOFF**

**TECHNISCHE EIGENSCHAFTEN**

- Aus ABS
- Ideal für Zu- und Abluft
- Wandmontage
- Mit Insektenschutzgitter
- Leicht zu reinigen
- Leicht abnehmbarer äußerer Teil des Gitters
- Manuelle Verstellung der Öffnung mit Hebel
- Betriebstemperatur von -40°C bis +40°C



WALL MOUNTED MODEL

BUILT-IN MODEL

DIMENSIONS [mm]					
MODEL	A	B	C	D	ØE
Ø100	110	154	15	45	100
Ø125	142	187	15	45	125
Ø150	214	250	15	44	150
Ø100	110	154	15	-	-
Ø125	142	187	15	-	-

CODE	DESCRIPTION	AIR PASSAGE [cm²]	U.M.	Pieces per box
11104068	RECESSED MANUALLY ADJUSTED SQUARE GRILLE 100	37	PCS	1
11104069	RECESSED MANUALLY ADJUSTED SQUARE GRILLE 125	44	PCS	1
11104073	RECESSED MANUALLY ADJUSTED SQUARE GRILLE 150	88	PCS	1
11104071	WALL-MOUNTED MANUALLY ADJUSTED SQUARE GRILLE 100	49	PCS	1
11104072	WALL-MOUNTED MANUALLY ADJUSTED SQUARE GRILLE 125	62	PCS	1



**UK** **SQUARE GRILLE WITH FLUSH-MOUNTED WIND PROTECTION IN WHITE PLASTIC ABS**

**TECHNICAL SPECIFICATIONS**

- Made of ABS
- Ideal for both intake and delivery of air
- Wall-mounted, built-in or screw
- Operating temperature -40°C to +40°C

**FR** **GRILLE CARRÉE AVEC PROTECTION INTÉGRÉE CONTRE LE VENT EN PLASTIQUE ABS BLANC**

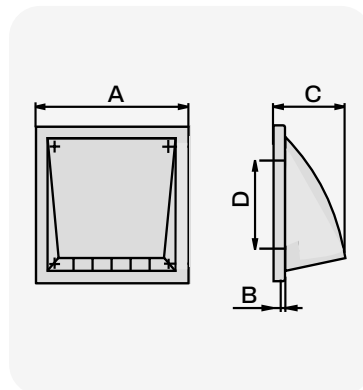
**CARACTÉRISTIQUES TECHNIQUES**

- Fabriqué en ABS
- Idéal pour la récupération et la livraison d'air
- Montage mural, montage encastré ou vis
- Température de fonctionnement de -40°C à +40°C

**DE** **QUADRATISCHES GITTER MIT EINGEBAUTEM WINDSCHUTZ AUS WEISSEM ABS-KUNSTSTOFF**

**TECHNISCHE EIGENSCHAFTEN**

- Aus ABS
- Ideal für Zu- und Abluft
- Wandmontage, Unterputzmontage oder Schrauben
- Betriebstemperatur von -40°C bis +40°C



DIMENSIONS [mm]				
MODEL	A	B	C	D
Ø102	154	15	86	100
Ø122	187	15	101	125
Ø152	187	15	101	150

CODE	DESCRIPTION	AIR PASSAGE [cm²]	U.M.	Pieces per box
11104070	RECESSED COWLED SQUARE GRILLE Ø 102	79	PCS	1
11104074	RECESSED COWLED SQUARE GRILLE Ø 122	120	PCS	1
11104077	RECESSED COWLED SQUARE GRILLE Ø 152	120	PCS	1
PWC200066	SQUARE GRID WITH RECESSED WIND PROTECTION "B.Q.A." 102 - GREY	79	PCS	1



## SQUARE WALL-MOUNTED GRILLE IN WHITE METAL

### TECHNICAL SPECIFICATIONS

- Made of white painted metal
- Ideal for both intake and delivery of air
- Equipped with anti-insect mesh
- Indoor / outdoor use
- Easy to assemble

## GRILLE MURALE CARRÉE EN MÉTAL BLANC

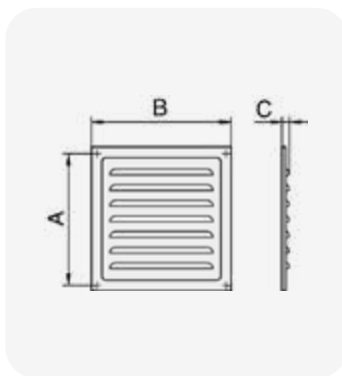
### CARACTÉRISTIQUES TECHNIQUES

- Fabriqué en métal peint en blanc
- Idéal pour la récupération et la livraison d'air
- Équipé d'un filet anti-insectes
- Utilisation à l'intérieur/ à l'extérieur
- Facile à assembler


## QUADRATISCHES WANDGITTER AUS WEISSEM METALL

### TECHNISCHE EIGENSCHAFTEN

- Aus weiß lackiertem Metall
- Ideal für Zu- und Abluft
- Mit Insektenschutzgitter
- Innen- / Außenbereich
- Einfache Montage



DIMENSIONS [mm]			
MODEL	A	B	C
G.M.P. Ø 125	111	125	10
G.M.P. Ø 150	136	150	10
G.M.P. Ø 200	182	200	10
G.M.P. Ø 250	234	250	10
G.M.P. Ø 300	284	300	10

CODE	DESCRIPTION	AIR PASSAGE [cm²]	U.M.	 Pieces per box
11104060	WHITE METAL WALL-MOUNTED RECTANGULAR GRILLE Ø 125	35	PCS	1
11104061	WHITE METAL WALL-MOUNTED RECTANGULAR GRILLE Ø 150	60	PCS	1
11104062	WHITE METAL WALL-MOUNTED RECTANGULAR GRILLE Ø 200	117	PCS	1
11104063	WHITE METAL WALL-MOUNTED RECTANGULAR GRILLE Ø 250	166	PCS	1
11104064	WHITE METAL WALL-MOUNTED RECTANGULAR GRILLE Ø 300	249	PCS	1



## SQUARE OUTDOOR GRILLE IN ANODISED ALUMINIUM

### TECHNICAL SPECIFICATIONS

- Made of anodised aluminium
- Equipped with anti-insect mesh
- Fastening with screws

## GRILLE CARRÉE D'EXTÉRIEUR EN ALUMINIUM ANODISÉ

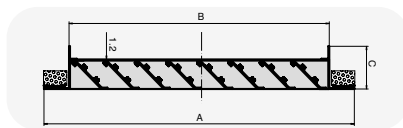
### CARACTÉRISTIQUES TECHNIQUES


- Fabriqué en aluminium anodisé
- Équipé d'un filet anti-insectes
- Fixation avec des vis

## QUADRATISCHER GITTER AUS ELOXIERTEM ALUMINIUM

### TECHNISCHE EIGENSCHAFTEN

- Aus eloxiertem Aluminium
- Mit Insektenschutzgitter
- Montage mit Schrauben



CODE	DESCRIPTION	EXTER. DIM.	BACK COUPLER SIZE	DEPTH	AIR FLOW	U.M.	 Pieces per box
		A [mm]	B [mm]	C [mm]	[VEL. 2 m/s] m²/h		
11161656	EXTERNAL VENTILATION GRILLE 300X300	358x358	300x300	48	400	PCS	1
11161657	EXTERNAL VENTILATION GRILLE 400X400	458x458	400x400	48	890	PCS	1
11161658	EXTERNAL VENTILATION GRILLE 500X500	558x558	500x500	48	960	PCS	1



CODE	DESCRIPTION	U.M.	 Pieces per box
PWD401721	INSULATED PLENUM IN SHEET PLATE FOR OUTDOOR ALUMINIUM QUADRATE VENTILATION GRID 300x300 PREDISONED FOR REAR INLET Ø150/200	PCS	1
PWD401722	INSULATED PLENUM COATED IN PLATE FOR OUTDOOR ALUMINIUM QUADRATE VENTILATION GRID 400x400 PREDISONED FOR REAR INLET Ø150/200	PCS	1
PWD401723	INSULATED PLENUM COATED IN PLATE FOR OUTDOOR ALUMINIUM QUADRATE VENTILATION GRID 400x400 PREDICTED FOR REAR INLET Ø250	PCS	1
PWD401724	INSULATED PLENUM IN SHEET PLATE FOR OUTDOOR ALUMINIUM QUADRATE VENTILATION GRID 500x500 PREDISONED FOR REAR INLET Ø300	PCS	1
PWD401725	INSULATED PLENUM IN PLATE FOR OUTDOOR ALUMINIUM QUADRED VENTILATION GRID 500x500 PREDICTED FOR REAR INLET Ø350	PCS	1





# NEW SPARE PARTS CATALOGUE 2025



SCAN THE  
QR CODE







# Project Wind

Ventilation Solutions

## INDEX CATALOGUE 38

CODE	PAGE	CODE	PAGE	CODE	PAGE	CODE	PAGE
11104043	273	11128084	247	11154102	235	11160450	271
11104044	273	11128086	247	11154127	235	11160455	271
11104045	273	11128088	247	11154140	235	11160460	271
11104046	273	11128090	247	11154152	235	11160480	270
11104047	273	11150031	246	11154180	235	11160485	270
11104051	274	11150051	247	11154204	235	11160490	270
11104052	275	11150054	247	11154254	235	11160500	270
11104053	275	11150055	247	11154305	235	11160505	270
11104054	275	11150060	247	11154356	235	11160510	270
11104056	276	11150062	247	11154457	235	11160515	270
11104057	276	11150064	247	11156001	238	11160520	270
11104058	276	11151080	230	11156002	238	11160530	271
11104060	279	11151102	230	11156003	238	11160535	271
11104061	279	11151127	230	11156004	238	11160540	271
11104062	279	11151140	230	11156005	238	11161260	14
11104063	279	11151152	230	11156006	238	11161261	14
11104064	279	11151180	230	11156085	232	11161262	14
11104068	278	11151204	230	11156102	232	11161263	14
11104069	278	11151254	230	11156127	232	11161264	14
11104070	278	11151305	230	11156152	232	11161265	14
11104071	278	11151356	230	11156180	232	11161266	14
11104072	278	11151457	230	11156203	232	11161319	41
11104073	278	11151610	230	11156254	232	11161320	41
11104074	278	11152080	231	11156305	232	11161321	41
11104077	278	11152102	231	11156356	232	11161322	41
11104090	273	11152127	231	11156457	232	11161323	41
11104091	273	11152140	231	11156610	232	11161367	269
11104093	272	11152152	231	11156710	248	11161370	261
11104094	272	11152160	231	11157085	233	11161370B	261
11104095	272	11152180	231	11157102	233	11161370C	261
11104096	272	11152204	231	11157127	233	11161370D	261
11104200	274	11152254	231	11157152	233	11161371	261
11104210	274	11152305	231	11157180	233	11161371B	261
11104220	274	11152356	231	11157203	233	11161371C	261
11104250	274	11153080	234	11157254	233	11161372	262
11104270	275	11153102	234	11157305	233	11161372B	262
11104280	275	11153127	234	11157356	233	11161372C	262
11104290	275	11153140	234	11157457	233	11161373	262
11104300	276	11153152	234	11160325	21	11161373B	262
11104310	276	11153160	234	11160330	21	11161373C	262
11104340	277	11153180	234	11160400	268	11161374	262
11104350	277	11153204	234	11160405	268	11161374B	262
11126370	243	11153254	234	11160410	268	11161374C	262
11126375	245	11153305	234	11160420	268	11161375	263
11126380	245	11153356	234	11160425	268	11161375B	263
11126520	243	11153457	234	11160430	268	11161375C	263
11128080	247	11153610	234	11160435	268	11161376	263
11128082	247	11154080	235	11160440	268	11161376B	263

CODE	PAGE
11161377	261
11161377B	261
11161378	263
11161378B	263
11161378C	263
11161379	264
11161380	265
11161380B	265
11161381	265
11161381B	265
11161382	266
11161382B	266
11161383	266
11161383B	266
11161384	266
11161384B	266
11161385	266
11161385B	266
11161386	267
11161386B	267
11161387	267
11161387B	267
11161388	265
11161389	267
11161389B	267
11161390	267
11161390B	267
11161391B	264
11161391C	264
11161602	171
11161603	171
11161604	171
11161605	170
11161605F	170
11161606	170
11161606F	170
11161607	170
11161607F	170
11161656	279
11161657	279
11161658	279
11161695	52
11161790	238
11161791	238
11161792	238
11161793	238
11161794	238
11161795	240
11161796	240
11161797	240

CODE	PAGE
11161798	240
11161799	240
11161803	245
11161804	245
11161805	239
11161806	239
11161807	239
11161808	239
11161810	240
11161812	240
11161813	239
11161814	237
11161815	239
11161816	237
11161820	240
11161821	240
11161822	240
11161823	240
11161824	240
11161830	259
11161831	259
11161833	259
11161834	259
11161840	259
11161841	259
11161842	239
11161845	239
11161863	242
11161864	242
11161865	242
11161867	242
11161868	252
11161869	252
11175020	38
11175025	38
11175030	38
11175040	22
11175045	22
11175050	22
11175055	22
11175060	39
11175061	39
11175062	39
11175064	39
11175100	17
11175105	17
11175110	17
11175115	17
11175120	17
11175130	260

CODE	PAGE
11175132	260
11175135	260
11175137	260
11175140	260
11175142	260
11175150	40
11175155	40
11175160	40
11175165	40
11175180	25
11175185	25
11175190	25
11175195	25
11175200	25
11175205	25
11175235	25
11175400	20
11175410	20
11175420	20
11175430	20
11175440	20
11175450	20
11175460	20
11175470	20
11176000	34
11176010	34
11176020	34
11176030	35
11176040	35
11176050	35
11176060	35
11176070	35
11176080	35
11176090	35
11176100	35
11176150	31
11176160	31
11176170	31
11176180	31
11176200	54
11176210	55
11176235	55, 245
11176250	55
11176260	55
11176270	29
22200121	246
22200131	246
22200141	246
22200151	246
22200161	246

CODE	PAGE
22200171	246
22200181	246
22200191	246
31500010	254
31500020	254
31500030	254
31500040	254
31500050	254
31500060	254
31500062	254
31500064	254
31500066	254
31500070	254
31500080	254
31500090	254
31500100	254
31500110	254
31500120	254
31500122	254
31500124	254
31500126	254
31500130	255
31500140	255
31500150	255
31500160	255
31500170	255
31500180	255
31500182	255
31500184	255
31500186	255
31500190	255
31500200	255
31500210	255
31500220	255
31500230	255
31500240	255
31500242	255
31500244	255
31500246	255
31500250	256
31500260	256
31500270	256
31500280	256
31500290	256
31500300	256
31500302	256
31500304	256
31500306	256
31500310	256
31500320	256

CODE	PAGE
31500330	256
31500340	256
31500350	256
31500360	256
31500362	256
31500364	256
31500366	256
31500370	257
31500380	257
31500390	257
31500400	257
31500410	257
31500420	257
31500422	257
31500424	257
31500426	257
31500430	258
31500440	258
31500450	258
31500460	258
31500470	258
31500480	258
31500482	258
31500484	258
31500486	258
31500490	258
31500500	258
31500510	258
31500520	258
31500530	258
31500540	258
31500550	258
31500552	258
31500560	258
31500562	258
31500564	258
31500566	258
31500590	246
31600010	119
31600040	120
31600045	120
31600050	120
31600055	120
31600060	120
31600105	120
31600110	120
31600115	120
31600120	120
31600125	120

CODE	PAGE
31600240	121
31600245	121
31600250	121
31600255	121
31600260	121
31600265	121
31600270	121
31600275	121
31600390	122
31600395	122
31600400	122
31600405	122
31600410	122
31600415	122
31600455	122
31600460	122
31600465	122
31600470	122
31600475	122
31600480	122
50000000	250
50000001	250
50000002	250
50000003	250
50000004	250
50000005	250
50000006	250
50000056	250
50000058	250
50000060	250
50000062	250
50001010	252
50001011	252
50001012	252
50001013	252
50001014	252
50001015	252
50002018	252
50002020	252
50002021	252
50002024	252
50002025	252
50002026	252
ACD600091	12
PWC100001	32
PWC100002	32
PWC100003	32
PWC100004	32
PWC100005	33

CODE	PAGE
PWC100006	33
PWC100007	33
PWC100008	33
PWC100009	14
PWC100010	17
PWC100011	17
PWC100012	17
PWC100013	17
PWC100014	17
PWC100015	17
PWC100016	17
PWC100017	17
PWC100018	13
PWC100019	13
PWC100020	14
PWC100021	14
PWC100022	23
PWC100023	23
PWC100024	24
PWC100025	24
PWC100026	16
PWC100027	16
PWC100042	18
PWC100043	18
PWC100044	18
PWC100046	29
PWC100047	29
PWC100048	29
PWC100049	14
PWC100051	30
PWC100052	29
PWC100053	13
PWC100054	16
PWC100055	18
PWC100057	18
PWC100058	18
PWC100059	18
PWC100060	18
PWC100061	30
PWC100062	18
PWC100068	30
PWC100069	30
PWC100070	30
PWC100071	30
PWC100075	276
PWC100077	19
PWC100078	19
PWC100079	19
PWC100080	19

CODE	PAGE
PWC100082	19
PWC100083	19
PWC100084	19
PWC200001	56
PWC200003	56
PWC200008	54
PWC200015	53
PWC200016	46
PWC200017	46
PWC200018	45
PWC200019	45
PWC200020	45
PWC200021	45
PWC200022	37
PWC200023	37
PWC200024	37
PWC200025	47
PWC200026	47
PWC200027	51
PWC200028	49
PWC200030	50
PWC200031	50
PWC200032	50
PWC200038	48
PWC200039	37
PWC200042	46
PWC200066	278
PWC200068	273
PWC200070	49
PWC200071	49
PWC200072	41
PWC200073	41
PWC200074	41
PWC200075	31
PWC200076	31
PWC200077	31
PWC200078	271
PWC200079	271
PWC200080	49
PWC200081	31
PWC200082	31
PWC200083	31
PWC200084	271
PWC300007	113
PWC300008	113
PWC300009	113
PWC300010	113
PWC300011	113
PWC300012	113

CODE	PAGE	CODE	PAGE	CODE	PAGE	CODE	PAGE
PWC300013	113	PWC400017	232	PWC500077	263	PWD100025	9
PWC300014	113	PWC400018	233	PWC500078	264	PWD200002	52
PWC300015	113	PWC400019	234	PWC600001	269	PWD200003	46
PWC300016	113	PWC400020	235	PWC600002	269	PWD200004	46
PWC300017	113	PWC400021	229	PWC600003	269	PWD200007	44
PWC300018	113	PWC400022	229	PWC600004	269	PWD200008	44
PWC300019	113	PWC400023	229	PWC600005	269	PWD200009	44
PWC300020	113	PWC400024	229	PWC600006	269	PWD200010	44
PWC300021	113	PWC400025	229	PWC600009	251	PWD200012	47
PWC300022	113	PWC400026	229	PWC600010	251	PWD200014	51
PWC300023	113	PWC500007	242	PWC600011	251	PWD200025	48
PWC300024	113	PWC500008	242	PWC600012	251	PWD200026	46
PWC300025	113	PWC500009	242	PWC600013	251	PWD200028	58
PWC300026	113	PWC500010	242	PWC600014	251	PWD200029	58
PWC300027	114	PWC500011	242	PWC600015	251	PWD200030	58
PWC300028	114	PWC500013	243	PWC600016	251	PWD200031	59
PWC300029	114	PWC500014	243	PWC600017	251	PWD200032	59
PWC300030	114	PWC500015	243	PWC600018	251	PWD200033	60
PWC300031	114	PWC500016	243	PWC600019	251	PWD200034	60
PWC300032	114	PWC500027	119	PWC600022	251	PWD200035	60
PWC300033	114	PWC500028	264	PWC600024	251	PWD300190	222
PWC300034	114	PWC500029	238	PWC600026	251	PWD300191	223
PWC300035	114	PWC500030	238	PWC600027	251	PWD300192	223
PWC300036	114	PWC500031	238	PWC600029	251	PWD300193	224
PWC300037	114	PWC500037	28	PWC600030	251	PWD300194	224
PWC300038	114	PWC500037	28	PWC600031	251	PWD300195	225
PWC300039	114	PWC500038	28	PWC600032	251	PWD300196	225
PWC300040	114	PWC500038	28	PWC600033	251	PWD300197	226
PWC300041	114	PWC500039	28	PWC600034	251	PWD300198	226
PWC300042	114	PWC500041	256	PWC600035	251	PWD301301	228
PWC300043	114	PWC500042	257	PWC600038	251	PWD301302	228
PWC300044	114	PWC500043	258	PWC600039	251	PWD301303	228
PWC300045	114	PWC500044	258	PWC600042	251	PWD301360	116
PWC300046	114	PWC500045	257	PWD100001	15	PWD301361	116
PWC300047	117	PWC500046	257	PWD100002	15	PWD301362	116
PWC300048	117	PWC500047	257	PWD100003	15	PWD301363	116
PWC300049	117	PWC500048	257	PWD100004	15	PWD301364	116
PWC300050	117	PWC500049	257	PWD100005	15	PWD301365	116
PWC300051	117	PWC500050	257	PWD100006	15	PWD301366	116
PWC300052	118	PWC500051	257	PWD100007	15	PWD301367	116
PWC300053	118	PWC500052	257	PWD100008	15	PWD301368	116
PWC300054	118	PWC500053	257	PWD100009	15	PWD301369	116
PWC300055	118	PWC500054	257	PWD100010	15	PWD301370	116
PWC300056	118	PWC500055	254	PWD100011	34	PWD301371	116
PWC400001	254	PWC500056	255	PWD100014	9	PWD301372	116
PWC400006	245	PWC500057	255	PWD100015	9	PWD301373	116
PWC400013	20	PWC500058	256	PWD100016	9	PWD301374	116
PWC400014	20	PWC500074	262	PWD100017	9	PWD301375	116
PWC400015	230	PWC500075	262	PWD100018	9	PWD301376	116
PWC400016	231	PWC500076	263	PWD100024	9	PWD301377	116

CODE	PAGE
PWD301378	116
PWD301379	116
PWD301386	89
PWD301387	89
PWD301388	89
PWD301389	89
PWD301390	89
PWD301391	89
PWD301392	89
PWD301393	89
PWD301394	89
PWD301395	89
PWD301396	90
PWD301397	90
PWD301398	90
PWD301399	90
PWD301400	90
PWD301401	90
PWD301402	90
PWD301403	90
PWD301404	90
PWD301405	90
PWD301406	97
PWD301407	97
PWD301408	93
PWD301409	93
PWD301410	108
PWD301411	108
PWD301412	102
PWD301413	102
PWD301414	97
PWD301415	97
PWD301416	93
PWD301417	93
PWD301418	108
PWD301419	108
PWD301420	102
PWD301421	102
PWD301422	97
PWD301423	97
PWD301424	93
PWD301425	93
PWD301426	108
PWD301427	108
PWD301428	102
PWD301429	102
PWD301430	97
PWD301431	97
PWD301432	93
PWD301433	93

CODE	PAGE
PWD301434	108
PWD301435	108
PWD301436	102
PWD301437	102
PWD301438	97
PWD301439	97
PWD301440	93
PWD301441	93
PWD301442	108
PWD301443	108
PWD301444	102
PWD301445	102
PWD301446	97
PWD301447	97
PWD301448	93
PWD301449	93
PWD301450	108
PWD301451	108
PWD301452	102
PWD301453	102
PWD301454	97
PWD301455	97
PWD301456	93
PWD301457	93
PWD301458	108
PWD301459	108
PWD301460	102
PWD301461	102
PWD301462	97
PWD301463	97
PWD301464	93
PWD301465	93
PWD301466	108
PWD301467	108
PWD301468	102
PWD301469	102
PWD301470	97
PWD301471	97
PWD301472	93
PWD301473	93
PWD301474	108
PWD301475	108
PWD301476	102
PWD301477	102
PWD301478	97
PWD301479	97
PWD301480	93
PWD301481	93
PWD301482	108
PWD301483	108

CODE	PAGE
PWD301484	102
PWD301485	102
PWD301486	81
PWD301487	63
PWD301488	72
PWD301489	83
PWD301490	65
PWD301491	74
PWD301492	85
PWD301493	67
PWD301494	76
PWD301495	81
PWD301496	63
PWD301497	72
PWD301498	83
PWD301499	65
PWD301500	74
PWD301501	85
PWD301502	67
PWD301503	76
PWD301504	81
PWD301505	63
PWD301506	72
PWD301507	83
PWD301508	65
PWD301509	74
PWD301510	85
PWD301511	67
PWD301512	76
PWD301513	81
PWD301514	63
PWD301515	72
PWD301516	83
PWD301517	65
PWD301518	74
PWD301519	85
PWD301520	67
PWD301521	76
PWD301522	81
PWD301523	63
PWD301524	72
PWD301525	83
PWD301526	65
PWD301527	74
PWD301528	85
PWD301529	67
PWD301530	76
PWD301531	99
PWD301532	99
PWD301533	95

CODE	PAGE
PWD301534	95
PWD301535	111
PWD301536	111
PWD301537	105
PWD301538	105
PWD301539	99
PWD301540	99
PWD301541	95
PWD301542	95
PWD301543	111
PWD301544	111
PWD301545	105
PWD301546	105
PWD301547	99
PWD301548	99
PWD301549	95
PWD301550	95
PWD301551	111
PWD301552	111
PWD301553	105
PWD301554	105
PWD301555	99
PWD301556	99
PWD301557	95
PWD301558	95
PWD301559	111
PWD301560	111
PWD301561	105
PWD301562	105
PWD301563	99
PWD301564	99
PWD301565	95
PWD301566	95
PWD301567	111
PWD301568	111
PWD301569	105
PWD301570	105
PWD301571	99
PWD301572	99
PWD301573	95
PWD301574	95
PWD301575	111
PWD301576	111
PWD301577	105
PWD301578	105
PWD301579	99
PWD301580	99
PWD301581	95
PWD301582	95
PWD301583	111



CODE	PAGE
PWD301584	111
PWD301585	105
PWD301586	105
PWD301587	99
PWD301588	99
PWD301589	95
PWD301590	95
PWD301591	111
PWD301592	111
PWD301593	105
PWD301594	105
PWD301595	99
PWD301596	99
PWD301597	95
PWD301598	95
PWD301599	111
PWD301600	111
PWD301601	105
PWD301602	105
PWD301603	99
PWD301604	99
PWD301605	95
PWD301606	95
PWD301607	111
PWD301608	111
PWD301609	105
PWD301610	105
PWD301611	82
PWD301612	64
PWD301613	73
PWD301614	84
PWD301615	66
PWD301616	75
PWD301617	86
PWD301618	68
PWD301619	77
PWD301620	82
PWD301621	64
PWD301622	73
PWD301623	84
PWD301624	66
PWD301625	75
PWD301626	86
PWD301627	68
PWD301628	77
PWD301629	82
PWD301630	64
PWD301631	73
PWD301632	84
PWD301633	66

CODE	PAGE
PWD301634	75
PWD301635	86
PWD301636	68
PWD301637	77
PWD301638	82
PWD301639	64
PWD301640	73
PWD301641	84
PWD301642	66
PWD301643	75
PWD301644	86
PWD301645	68
PWD301646	77
PWD301647	82
PWD301648	64
PWD301649	73
PWD301650	84
PWD301651	66
PWD301652	75
PWD301653	86
PWD301654	68
PWD301655	77
PWD301661	87
PWD301662	69
PWD301663	78
PWD301664	87
PWD301665	69
PWD301666	78
PWD301667	87
PWD301668	69
PWD301669	78
PWD301670	87
PWD301671	69
PWD301672	78
PWD301673	87
PWD301674	69
PWD301675	78
PWD301676	88
PWD301677	70
PWD301678	79
PWD301679	88
PWD301680	70
PWD301681	79
PWD301682	88
PWD301683	70
PWD301684	79
PWD301685	88
PWD301686	70
PWD301687	79
PWD301688	88

CODE	PAGE
PWD301689	70
PWD301690	79
PWD400030	169
PWD400031	169
PWD400032	169
PWD400033	169
PWD400034	168
PWD400035	168
PWD400080	15
PWD400081	15
PWD400114	170
PWD400163	244
PWD400194	244
PWD400195	244
PWD400202	42
PWD400203	42
PWD400204	42
PWD400206	42
PWD400207	42
PWD400212	42
PWD400213	42
PWD400214	42
PWD400216	42
PWD400217	42
PWD400218	42
PWD400219	42
PWD400220	42
PWD400221	42
PWD400222	15
PWD400225	166
PWD400226	166
PWD400227	166
PWD400228	166
PWD400229	166
PWD400230	166
PWD400231	166
PWD400232	166
PWD400233	166
PWD400234	166
PWD400311	15
PWD400342	117
PWD400343	117
PWD400344	117
PWD400345	117
PWD400346	117
PWD400347	118
PWD400348	118
PWD400349	118
PWD400350	118
PWD400351	118

CODE	PAGE
PWD400353	166
PWD400381	16
PWD400382	16
PWD400383	16
PWD400384	16
PWD400385	16
PWD400417	53
PWD400418	53
PWD400419	53
PWD400420	53
PWD401710	171
PWD401711	171
PWD401712	171
PWD401713	171
PWD401715	125
PWD401716	125
PWD401717	125
PWD401718	125
PWD401719	125
PWD401720	125
PWD401721	279
PWD401722	279
PWD401723	279
PWD401724	279
PWD401725	279
PWD402430	12
PWD402431	12
PWD402432	12
PWD402433	12
PWD402434	12
PWD402440	12
PWD402441	12
PWD500009	237
PWD500010	237
PWD500011	238
PWD500013	119
PWD500014	119
PWD500015	119
PWD500016	119
PWD500017	119
PWD500018	119
PWD500019	119
PWD500020	119
PWD500029	241
PWD500030	241
PWD500031	241
PWD500032	241
W11161500	13
W11161505	13
W11161510	13

CODE	PAGE
W11161512	13
W11161515	13
W11161519	13
W11161520	13
W11161521	13
W11161522	13
W11161525	28
W11161526	28
W11161530	23
W11161535	23
W11161540	23
W11161542	23
W11161545	23
W11161548	16
W11161549	23
W11161550	23
W11161552	23
W11161554	23
W11161555	23
W11161556	27
W11161557	27
W11161559	16
W11161560	16
W11161561	16
W11161562	16
W11161563	16
W11161564	16
W11161565	277
W11161566	277
W11161567	277
W11161568	16
W11161569	16
W11161570	27
W11161571	27
W11161572	27
W11161573	27
W11161610	43
W11161612	43
W11161613	43
W11161614	43
W11161616	43
W11161620	43
W11161622	43
W11161623	43
W11161624	43
W11161626	43
W11161630	43
W11161632	43
W11161633	43
W11161634	43

CODE	PAGE
W11161636	43
W11161640	43
W11161642	43
W11161643	43
W11161644	43
W11161646	43
W11161660	45
W11161662	45
W11161663	45
W11161664	45
W11161666	45
W11161760	36
W11161770	36
W11161780	36
WB11161500	14
WB11161505	14
WB11161510	14
WB11161512	14
WB11161515	14
WB11161519	14
WB11161520	14
WB11161521	14
WB11161522	14
WB11161525	28
WB11161526	28
WB11161530	24
WB11161535	24
WB11161540	24
WB11161542	24
WB11161545	24
WB11161549	24
WB11161550	24
WB11161552	24
WB11161554	24
WB11161555	24
WB11161556	27
WB11161557	27
WB11161570	27
WB11161571	27
WB11161572	27
WB11161573	27
WBF11161540	26
WBF11161542	26
WBF11161545	26
WBF11161550	26
WBF11161555	26
WBF11161556	28
WF11161540	26
WF11161542	26
WF11161545	26

CODE	PAGE
WF11161550	26
WF11161555	26

NEW PRODUCT