


# VEGA POINT

white motorised delivery nozzle for point systems

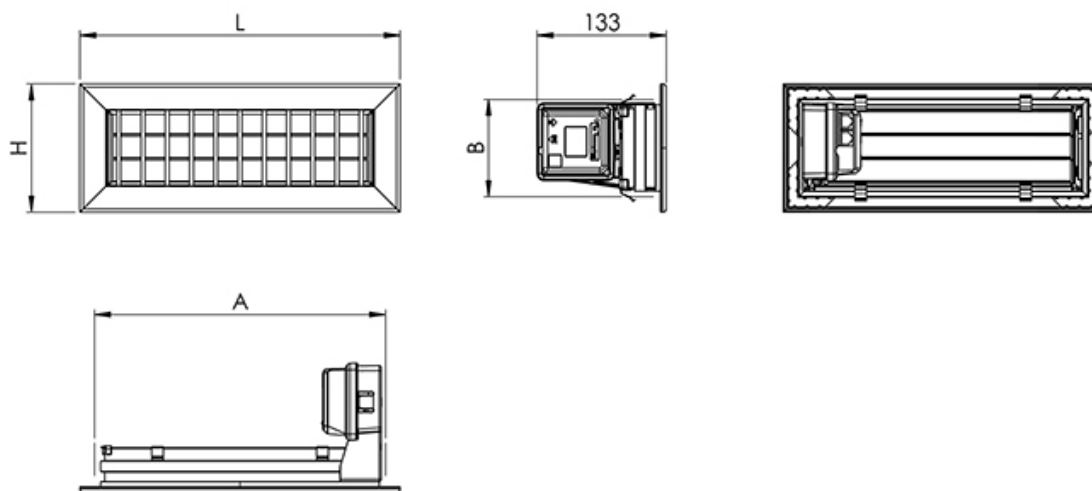
- cod. GAD200028 - cod. GAD200027 - cod. GAD200029
- cod. GAD200030 - cod. GAD200031 - cod. GAD200032
- cod. GAD200033 - cod. GAD200034



## TECHNICAL SPECIFICATIONS:

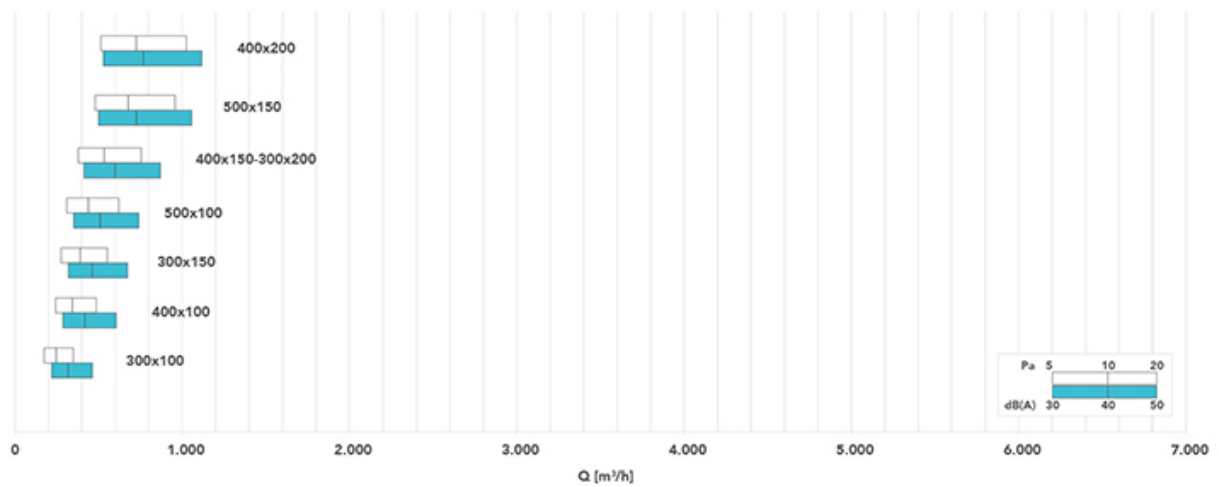
- White painted aluminium
- Installation via steel clips
- Remote control and power supply included ("master" version)
- "Slave" version without remote control and power supply
- Auxiliary out contact
- Power supply 220 V
- Max conveyance length 25 m
- A maximum of 8 delivery nozzles can be installed in ducting

## DIMENSIONS



| CODE      | L [mm] | H [mm] | A [mm] | B [mm] |
|-----------|--------|--------|--------|--------|
| GAD200028 | 332    | 132    | 300    | 100    |
| GAD200027 | 332    | 182    | 300    | 150    |
| GAD200029 | 332    | 232    | 300    | 200    |
| GAD200030 | 432    | 132    | 400    | 100    |
| GAD200031 | 432    | 182    | 400    | 150    |
| GAD200032 | 432    | 232    | 400    | 200    |
| GAD200033 | 532    | 132    | 500    | 100    |
| GAD200034 | 532    | 182    | 500    | 150    |

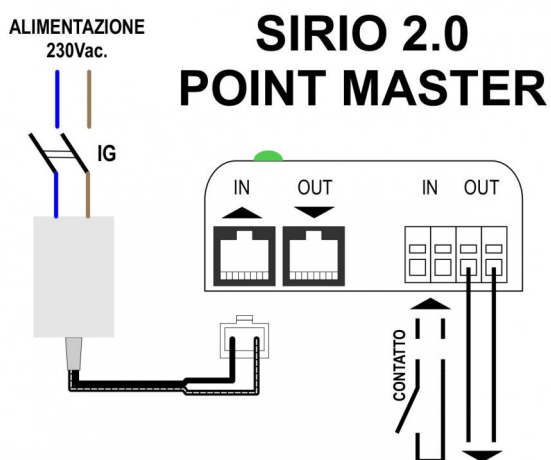
## SHORTCUT DIAGRAM



## TECHNICAL DATA

| MODEL             | A [m <sub>2</sub> ] | Q [m <sup>3</sup> /h] |      | LWA [dB(A)] |     | X(0,25) [m] |      | Dpt [Pa] |     |
|-------------------|---------------------|-----------------------|------|-------------|-----|-------------|------|----------|-----|
|                   |                     | MIN                   | MAX  | MIN         | MAX | MIN         | MAX  | MIN      | MAX |
| 300x100           | 0,0144              | 180                   | 350  | 25          | 42  | 3,1         | 6,0  | 5        | 20  |
| 400x100           | 0,0200              | 240                   | 490  | 25          | 44  | 3,5         | 7,2  | 5        | 20  |
| 300x150           | 0,0228              | 280                   | 550  | 26          | 45  | 3,8         | 7,5  | 5        | 20  |
| 500x100           | 0,0256              | 310                   | 620  | 27          | 45  | 4,0         | 8,0  | 5        | 20  |
| 400x150 - 300x200 | 0,0311              | 380                   | 760  | 28          | 46  | 4,5         | 8,9  | 5        | 20  |
| 500x150           | 0,0395              | 480                   | 960  | 29          | 47  | 5,0         | 10,0 | 5        | 20  |
| 400x200           | 0,423               | 510                   | 1030 | 29          | 48  | 5,1         | 10,4 | 5        | 20  |

## WIRING CONNECTION DIAGRAM



Contact closed: opens the damper; contact open: closes the damper.

It closes when the shutter is opened; it opens when the shutter is closed.

## ITEMS

| CODE      | DESCRIPTION  |
|-----------|--|
| GAD200028 | ELECTRIC SUPPLY GRILLE - WHITE - "VEGA POINT " 300X100 |
| GAD200027 | ELECTRIC SUPPLY GRILLE - WHITE - "VEGA POINT " 300X150 |
| GAD200029 | ELECTRIC SUPPLY GRILLE - WHITE - "VEGA POINT" 300X200  |
| GAD200030 | ELECTRIC SUPPLY GRILLE - WHITE - "VEGA POINT" 400X100  |
| GAD200031 | ELECTRIC SUPPLY GRILLE - WHITE - "VEGA POINT" 400X150  |
| GAD200032 | ELECTRIC SUPPLY GRILLE - WHITE - "VEGA POINT" 400X200  |
| GAD200033 | ELECTRIC SUPPLY GRILLE - WHITE - "VEGA POINT" 500X100  |
| GAD200034 | ELECTRIC SUPPLY GRILLE - WHITE - "VEGA POINT" 500X150  |

All rights relating to this publication are the exclusive property of Tecnosystemi SpA.

Tecnosystemi SpA reserves the right to make changes at any time and without notice, for technical or commercial needs.