

ARIA 3 SILENCE

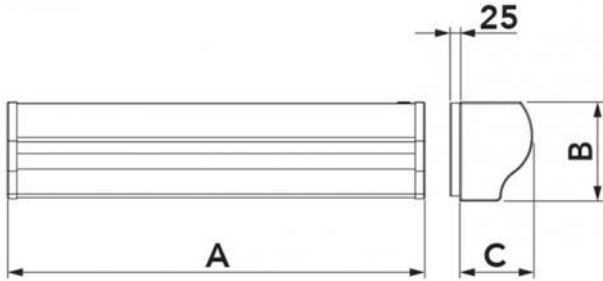
Tangential air curtain with upper extraction with double electrical heating element

- cod. 12300050RI2 - cod. 12300051RI2 - cod. 12300055RI2
- cod. 12300056RI2



TECHNICAL SPECIFICATIONS:

- 4 models in white
- 3 speeds operated by remote control
- Air curtains are designed for indoor use
- Panel with coloured LEDs to indicate operating mode
- Automatic starter kit on request
- Upper air intake
- Electric heater operated by remote control
- Option to partialise operation of electric elements
- The unit must be installed horizontally



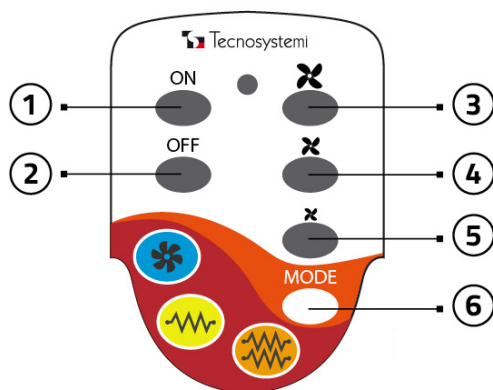
DIMENSIONS

CODE	A [mm]	B [mm]	C [mm]	SUITABLE FOR DOORS [mm]	WEIGHT [kg]
12300050R12	1085	250	185	L1000 H3000	15,7
12300051R12	1085	250	185	L1000 H3000	15,7
12300055R12	1440	250	185	L1500 H3000	22,3
12300056R12	2040	250	185	L2000 H3000	29,6

TECHNICAL DATA

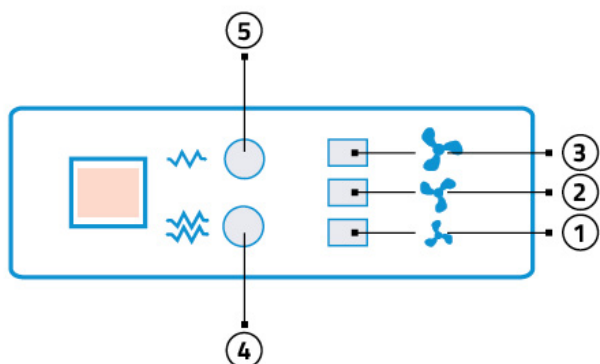
CODE	MODEL	SUPPLY VOLTAGE [V]	FREQUENCY [Hz]	POWER CONSUMPTION [W]	PARTIAL LOAD HEATING ELEMENT POWER [W]	TOTAL LOAD HEATING ELEMENT POWER [W]	AIR SPEED AT INLET [m/s]	AIR FLOW RATE [m³/s]	SOUND LEVEL [dB(A)]	ΔT AIR WITH HEATING ELEMENTS [°C]	REMOTE CONTROL
12300050RI2	1100 right single fan	230 ac	50	75	1900	3800	I:7.5 II:8 III:8.5	675 720 738	64 65 66	25	3 speed adjustment and total and partial load resistance ON/OFF
12300051RI2	1100 left single fan	230 ac	50	75	1900	3800	I:7.5 II:8 III:8.5	675 720 738	64 65 66	25	3 speed adjustment and total and partial load resistance ON/OFF
12300055RI2	1500 central double fan	400 ac	50	190	3200	6400	I:7.5 II:8 III:8.5	1134 1174 1188	66 67 67	25	3 speed adjustment and total and partial load resistance ON/OFF
12300056RI2	2000 central double fan	400 ac	50	190	3800	7600	I:7.5 II:8 III:8.5	1242 1278 1332	66.5 67 70	25	3 speed adjustment and total and partial load resistance ON/OFF

REMOTE CONTROL



- [1] ON / Turns the appliance on
- [2] OFF / Shuts the appliance off
- [3] Maximum speed
- [4] Medium speed
- [5] Low speed
- [6] Selection of heating element

DASHBOARD LABEL



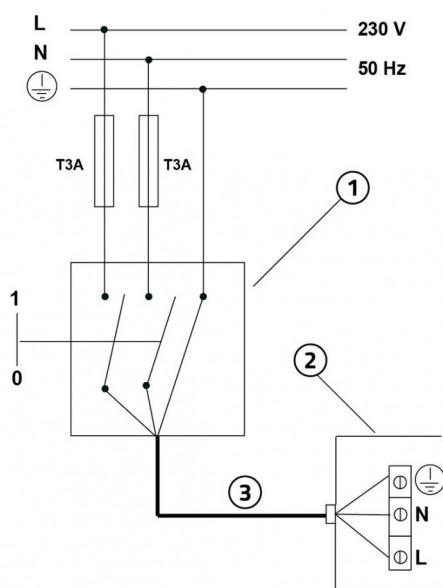
- [1] 1st speed (Min) 1 LED LIT
- [2] 2nd speed (Med) 2 LEDS LIT
- [3] 3rd speed (Max) 3 LEDS LIT
- [4] Heating element at total load (orange LED)
- [5] Heating element at partial load (yellow LED)

AUTOMATIC START KIT FOR AIR CURTAINS.



This kit, sold separately from the air curtain, allows you to switch the machine on and off by opening and closing the door.

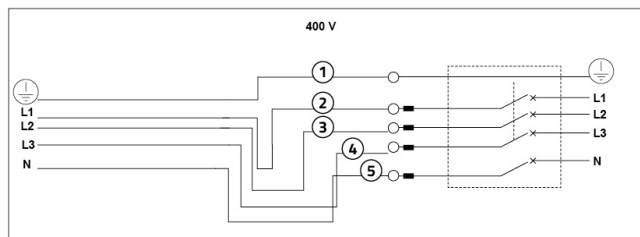
SINGLE-PHASE POWER SUPPLY AND WIRING DIAGRAM



- [1] Omnipolar thermal magnetic protection switch compliant with EN 61508:1
- [2] Power cable 3x2.5 mm²
- [3] Electrical connection box

IMPORTANT!
During the electrical connection, the installer must comply with the polarities indicated by the plate in front of the power supply terminal board.

THREE-PHASE POWER SUPPLY AND WIRING DIAGRAM



[L1 - L2 - L3] Connect the line conductor: all safety guards are fitted inside

[N] Connect the neutral connector

Connect the conductor [1] having a length greater than 1 cm compared to [L1] and [N]

[1] YELLOW/GREEN

[2] BROWN

[3] BLACK

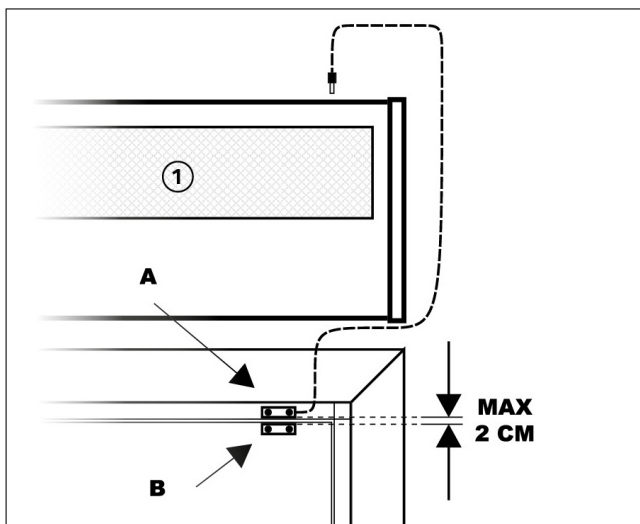
[4] WHITE

[5] BLUE

IMPORTANT!

During the electrical connection, the installer must comply with the polarities indicated by the plate in front of the power supply terminal board.

INSTALLING AND COMMISSIONING THE AUTOMATIC START KIT (optional)



[1] Air curtain

Connect the wired sensor to the air curtain via jack.

Attach the magnetic sensor A to the door casing or to a solid point with the door frame.

Attach the second sensor to the moving part of the door leaving no more than 2 cm between the two sensors.

When the "automatic start kit" is installed, the air curtain can be switched on and off with the opening / closing of the door.

ITEMS

CODE	DESCRIPTION
12300050R12	"ARIA3 SILENCE" RESIDENTIAL DUAL-FAN AIR CURTAINS WITH 2 RESISTANCES 1100 DX
12300051R12	"ARIA3 SILENCE" RESIDENTIAL DUAL-FAN AIR CURTAINS WITH 2 RESISTANCES 1100 SX
12300055R12	"ARIA3 SILENCE" RESIDENTIAL DUAL-FAN AIR CURTAINS WITH 4 RESISTANCES 1500 CEN
12300056R12	"ARIA3 SILENCE" RESIDENTIAL DUAL-FAN AIR CURTAINS WITH 4 RESISTANCES 2000 CEN

All rights relating to this publication are the exclusive property of Tecnosystemi SpA.
Tecnosystemi SpA reserves the right to make changes at any time and without notice, for technical or commercial needs.