

# TOTAL CLASS 300/800

vertical non-ducted ventilation unit

- cod. ACC200005 - cod. ACC200006 - cod. ACC200007  
- cod. ACC200008



## DESCRIPTION

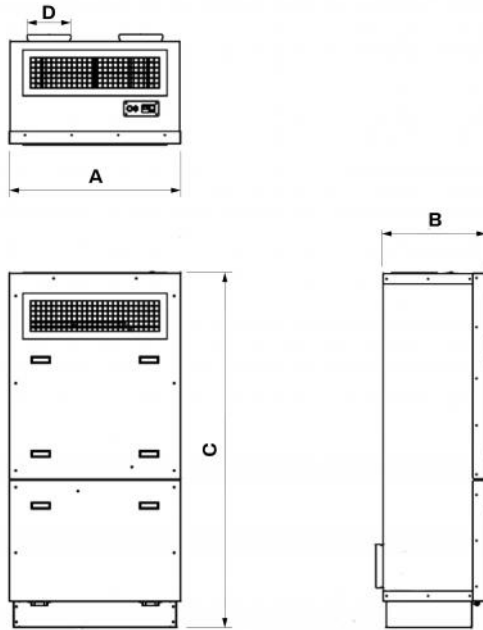
Non-ducted controlled mechanical ventilation unit ideal for the school sector, public and conference rooms.

Self-supporting structure in external white pre-painted metal sheet, internal galvanized metal sheet, with thermal/acoustic insulation in rock wool thk. 50 mm.

Equipped with EC fans, centrifugal backward curved blades, low consumption.

Built-in bypass for free-cooling/free-heating (manual, motorized or automatic operation).

Vertical configuration for wall positioning.



## DIMENSIONS

CODE	A [mm]	B [mm]	C [mm]	D [Ø mm]	WEIGHT [kg]
ACC200005	785	475	1625	2x200	115
ACC200006	785	475	1625	2x200	115
ACC200007	1265	475	1925	2x250	162
ACC200008	1265	475	1925	2x250	162

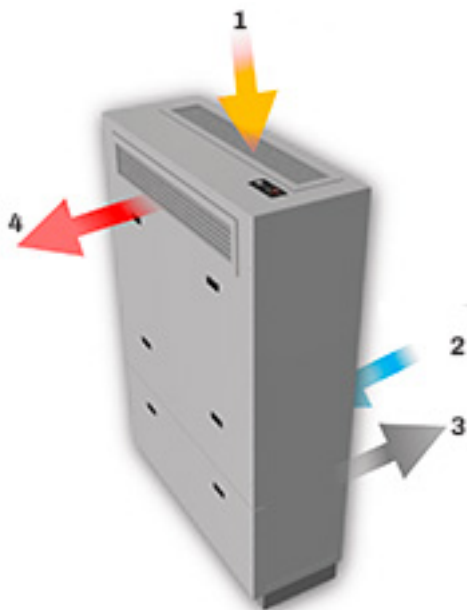
## TECHNICAL DATA

TECHNICAL SPECIFICATIONS	EVO 300 / EVO PLUS 300	EVO 800 / EVO PLUS 800
Power supply [V]	230	
Frequency [Hz]	50-60	
Absorption[A]	2.7	2.8
Power [W]	350	380
Flow capacity [m³/s]	0.1	0.277
Maximum flow rate [m³/h]	400	1000 (at Pa 50)
Temperature of use	0°C / +45°C	
Moisture	≤80%	

**TECHNICAL DATA PURSUANT TO REGULATIONS (EU) No. 1253/2014 and 1254/2014**

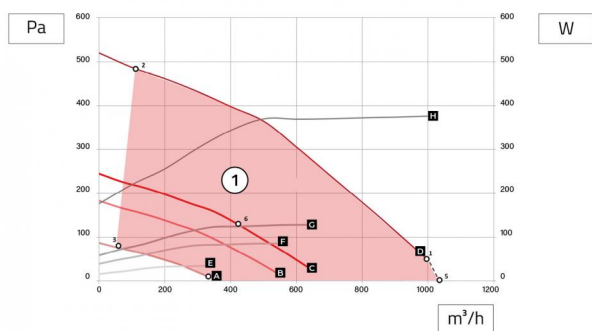
	DATA	
Model ID	EVO 300 / EVO PLUS 300	EVO 800 / EVO PLUS 800
Product type	Bidirectional UVNR	
Type of drive	Variable speed	
Heat recovery system	Counter-current heat recovery unit	
Thermal efficiency of the heat recovery (%)	83,4	80
Effective electrical power consumption (kW)	0.327	0.377
SFPint specific internal ventilation power (W/(m³/s))	1378	1189
Front speed at nominal capacity (m/s)	1.56	1.42
Nominal external pressure (Pa)	358	50
Internal pressure drop of ventilation components (Pa)	259	269
Fan static efficiency (%)	39,1	49,3
Internal leakage rate (%)	1,9	2,9
External leakage rate (%)	1,2	3,3
Recirculation leakage rate (%)	not applicable	
Filter classification (renewal)	F7 (ePM1 70%)	
Filter classification (recovery)	F7 (ePM1 70%)	
Sound power level (Lwa in dB(A))	58	56
Internet address with pre-assembly and disassembly instructions	www.tecnosystemi.com	

**FLOW**



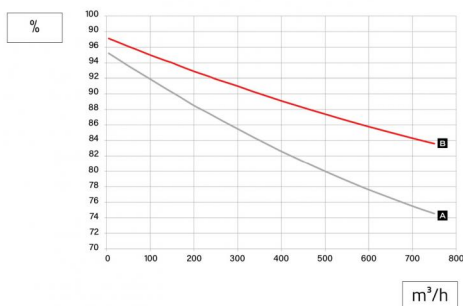
- [1] Intake
- [2] Intake
- [3] Expulsion
- [4] Supply air flow

## FLOW RATE DIAGRAM TOTAL CLASS 800



[1] Allowed operating range

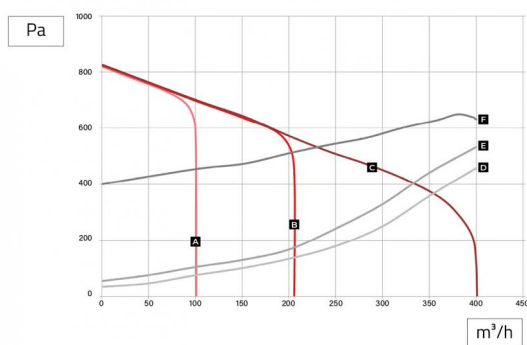
- [A] Flow rate at 40% speed
- [B] Flow rate at 60% speed
- [C] Flow rate at 70% speed
- [D] Flow rate at 100% speed
- [E] Power consumption 40%
- [F] Power consumption 60%
- [G] Power consumption 70%
- [H] Power consumption 100%



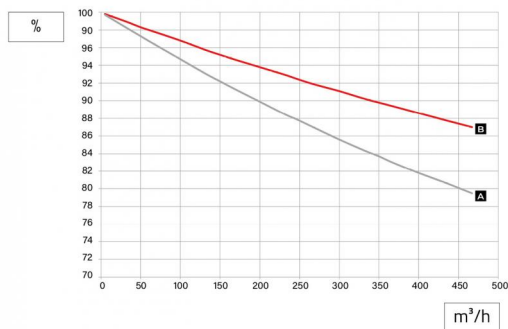
[A] Heat recovery unit yield as per UNI1253/14: outdoor -0°C - indoor 20°C (dry)

[B] Heat recovery unit yield as per UNI308: outdoor -5°C 80% RH - indoor 20°C 50% RH

## FLOW RATE DIAGRAM TOTAL CLASS 300



- [A] control signal 1.5 V - flow rate 100 m³/h
- [B] control signal 5 V - flow rate 205 m³/h
- [D] control signal 10 V - flow rate 400 m³/h
- [E] Power consumption at maximum useful pressure
- [F] 50 Pa of useful pressure
- [G] 100 Pa of useful pressure



[A] Heat recovery unit yield as per UNI1253/14: outdoor 7°C - indoor 20°C (dry)

[B] Heat recovery unit yield as per UNI308: outdoor -5°C 80% RH - indoor 20°C 50% RH

## CONTROL OF THE EVO MODEL UNIT



The remote control can be installed inside a 503 horizontal built-in box and comes with a set of adapters for installation with all well-known brands.

The remote control consists of the following:

- 2 keys for speed setting change and filter alarm reset
- 5 signalling LEDs: 3 green LEDs to indicate active speed, 1 red LED to signal the filter alarm, and 1 blue LED to signal the opening of the by-pass and anti-freeze feature
- The remote control is connected via a standard network cable (non crossover) using RJ45 connectors (max recommended length 30 m).
- Supplied with 3 m cable as standard

## CONTROL OF THE EVO PLUS MODEL UNIT



Electronic diagram with white LCD display

- Speed selection 1, 2, 3 or automatic
- Automatic by-pass management for free-cooling and free-heating
- Frost protection
- Filter alarm with hour counter (with pressure switch option)
- Handling of probes for humidity, temperature, air quality, CO<sub>2</sub>
- Controls water batteries and pre-treatment and/or after-treatment electric heating elements
- Communication via Mod. Bus
- Humidity and temperature probes, built-in

**ITEMS**

CODE	DESCRIPTION
ACC200005	"TOTAL CLASS EVO 300" - VENTILATION UNIT - NOT DUCTED - VERTICAL
ACC200006	"TOTAL CLASS EVO PLUS 300" - VENTILATION UNIT - NOT DUCTED - VERTICAL
ACC200007	"TOTAL CLASS EVO 800" - VENTILATION UNIT - NOT DUCTED - VERTICAL
ACC200008	"TOTAL CLASS EVO PLUS 800" - VENTILATION UNIT - NOT DUCTED - VERTICAL

All rights relating to this publication are the exclusive property of Tecnosystemi SpA.  
Tecnosystemi SpA reserves the right to make changes at any time and without notice, for technical or commercial needs.