


AIR DYN SYSTEM

heat recovery with thermodynamic system

- cod. ACC700001 - cod. ACC700002 - cod. ACC700003
- cod. ACC700004 - cod. ACC700005 - cod. ACC700006
- cod. ACC700007



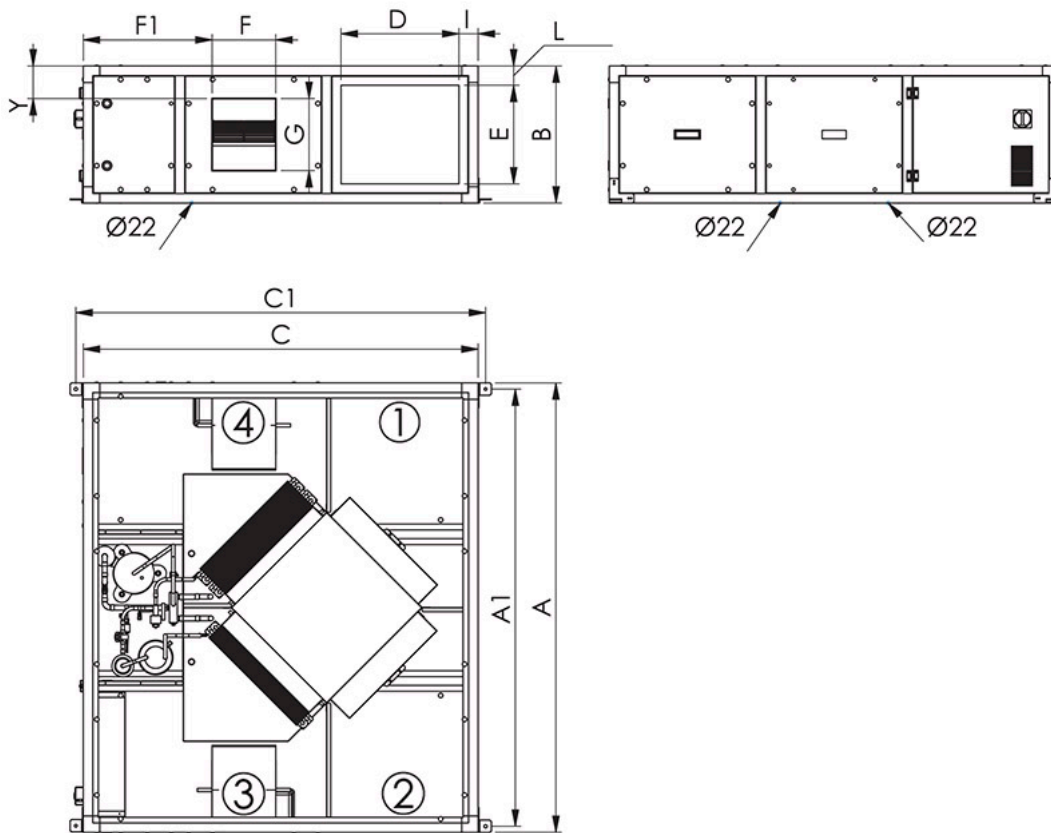
TECHNICAL SPECIFICATIONS:

- Extruded aluminium profile frame
- Sandwich-type infill panels thickness 23 mm
- Synthetic pleated filters in efficiency class ISO 16890 COARSE 55% on both air circuits, large surface
- Optional ePM1 70% filter.
- Cross-flow air-air recovery unit with aluminium plates
- Reversible R410A cooling circuit with hermetic on-off compressor, heat exchange batteries with copper pipes and aluminium fins and electronic expansion valve.
- Centrifugal fans with double inlet and directly coupled electric motor at fixed speed
- Internal electrical panel including adjustment and control panel
- Optional remote user terminal with interconnect cables

ACCESSORIES

- High efficiency filter ePM₁ 70%
- Optional remote user terminal with interconnect cables

TECHNICAL DRAWING



- [1] Outdoor air intake
- [2] Room air intake
- [3] Treated air delivery
- [4] Foul air expulsion

DIMENSIONS

DIMENSIONS	MODEL 1000	MODEL 1500	MODEL 3000
A [mm]	1840		2040
B [mm]	410	500	550
C [mm]	1440		1690
A1 [mm]	1795		1995
C1 [mm]	1494		1744
D [mm]	400		500
E [mm]	250	350	410
F [mm]	233		299
F1 [mm]	703	470	571
G [mm]	264	264	264
I [mm]	85	85	85
L [mm]	80	75	70
Y [mm]	55	118	120

PERFORMANCE

MODEL	1000	1500	2300
Nominal flow rate [m³/h]	1000	1500	2300
Useful static delivery pressure [Pa]	195	155	155
Useful static intake pressure [Pa]	140	95	95
Sound pressure level [dB(A)]	62/49/54	67/54/57	65/51/59
Weight	185	228	267

functional limitations

MODEL	1000	1500	2300
Winter Limit Conditions Standard Configuration [°C]	min -10°C OUT and min 19°C 50% IN		
Range change flow %	+10		
Summer limit conditions [°C]	max 38°C 50% OUT and max 27°C IN	max 38°C 50% OUT and max 27°C IN	max 38°C 50% OUT and max 27°C IN
Range change flow %	+10		

ELECTRICAL DATA

MODEL	1000	1500	2300
Power supply [V] / ph / [Hz]	230/1/50	230/1/50	400/3+N/50
Absorbed current max [A]	13,2	20,2	10

PERFORMANCE IN HEATING

MODEL	1000	1500	2300
Efficiency static recovery %	50	50	50
Total heat output [W]	9410	14390	21190
Thermal power active recovery [W]	5010	7690	11090
Water side load loss [kPa]	5	18	23
Air side pressure drop [kPa]	43	34	37

COOLING PERFORMANCE

MODEL	1000	1500	2300
Efficiency static recovery %	50		
Total cooling capacity [W]	5840	8720	12830
Active recovery cooling capacity [W]	4890	7270	10580
EER global [W/W]	4,17	3,91	3,88
Water side load loss [kPa]	2	12	16
Air side pressure drop [kPa]	60	46	51

NOISE POWER IN OCTAVE BAND (e.g. nominal capacity 1500 m³/h)

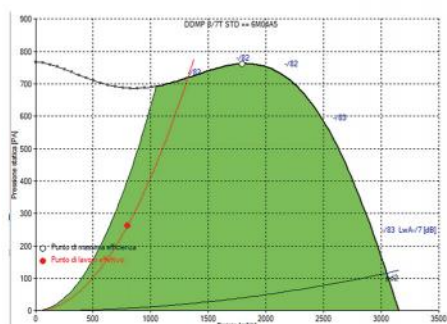
FREQUENCY [Hz]	Suction [dB]
63	80
125	78
250	78
500	75
1000	70
2000	64
4000	62
8000	61

EXTERNAL MACHINE VALUES (at 1.5 m)

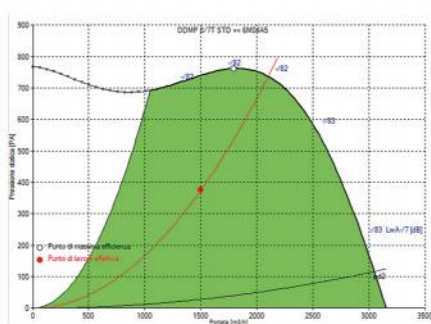
OCTAVE BAND [Hz]	Lps dB
63	52.6
125	55.2
250	57.6
500	49.2
1K	43.6
2K	40.5
4K	37.2
8K	31.1
16K	18.4
Total LIN level [dB]	60.8
Total weighted [dB(A)]	52.4

LOAD CAPACITY AND HEAD GRAPHS

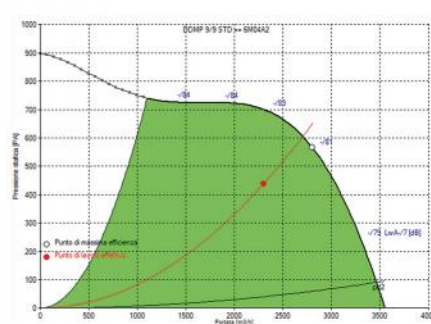
ACC700001



ACC700002



ACC700003



ITEMS

CODE	DESCRIPTION
ACC700001	HEAT RECOVERY UNIT WITH THERMODYNAMIC SYSTEM "AIR DYN SYSTEM" - 1000m³/h
ACC700002	HEAT RECOVERY UNIT WITH THERMODYNAMIC SYSTEM "AIR DYN SYSTEM" - 1500m³/h
ACC700003	HEAT RECOVERY UNIT WITH THERMODYNAMIC SYSTEM "AIR DYN SYSTEM" - 2300m³/h
ACC700004	REMOTE USER TERMINAL FOR "AIR DYN SYSTEM"
ACC700005	COMPACT FILTER ePM1 70% FOR "AIR DYN SYSTEM" - 1000m³/h
ACC700006	COMPACT FILTER ePM1 70% FOR "AIR DYN SYSTEM" - 1500m³/h
ACC700007	COMPACT FILTER ePM1 70% FOR "AIR DYN SYSTEM" - 2300m³/h

All rights relating to this publication are the exclusive property of Tecnosystemi SpA. Tecnosystemi SpA reserves the right to make changes at any time and without notice, for technical or commercial needs.